

4FUN

AGES: 4 - 104

FUN.006 - 4FUN COSMIC GOLF

Kit Contents:

- (5) Obstacles
- (5) Tee pads
- (5) Holes
- (5) Flags
- (18) Border pieces
- (4) Corner pieces
- (2) LED golf balls
- (1) Putter
- (1) Felt mat
- (1) Storage bag
- (33) Golf tees
- (1) Score Card
- (1) Dry erase marker



Product and Safety Tips

- **Warning!** Felt mat slips easily on hardwood or tile floors. To avoid injury, Only place the mat on carpet or be sure to use a non-skid rug pad when using on slippery surfaces.
- Felt mat is NOT machine washable. Do not machine dry or iron. Spot clean only!
- Do not leave pieces out in direct sunlight for long periods of time, prolonged exposure can cause fading to the color and cause a defect in the glow material that lights up under UV light.



WARNING! ADULT ASSEMBLY REQUIRED-

This product should be unpacked and assembled by an adult.



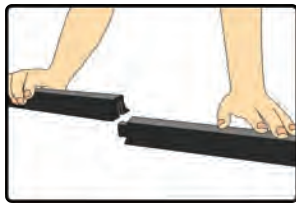
WARNING! CHOKING HAZARD

Not suitable for children under 3 years. Small parts. Choking hazard.


4FUN

INDOOR COURSE SET UP

- Lay out the mat on carpet or non-skid rug pad (if using on hardwood or tile floor).
- Start by attaching the border pieces together as shown below. The long edges of the mat should have 5 border pieces, while the shorter edges will each have 4 pieces. Connect the 4 corner pieces to complete the border.
- Once the border is complete, you can begin to lay out your mini golf course.
- **NOTE:** Using the mat and border is optional. Below layouts show the course set up using the mat and border, however you can set up the obstacles freely around the house for an additional challenge.



Examples of 4Fun Cosmic Golf course layouts



4FUN

Outdoor Set Up

- Outdoor set up does not require the use of the mat. Use of the border is optional.
- Use the 33 tees included with your set to anchor down the obstacles, tee boxes, and holes into the ground as shown below.
- **TIP:** Game is played best on level ground with freshly cut grass.



Game Play and Scoring

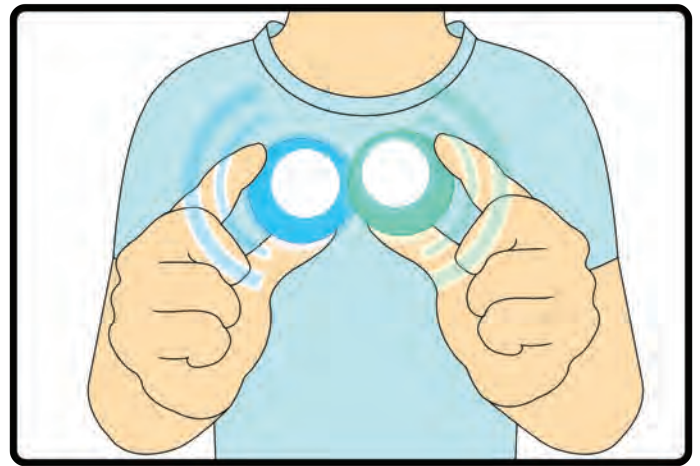
- The object of the game is to make the ball into each hole in the least amount of strokes.
- Count and record how many shots it takes to sink the ball into the hole on the provided score card.
- At the end of the game add up the scores. Player with the least amount of points wins the game.
- **TIP:** You can also put a “cap” on the amount of strokes. For example, you can have a stroke limit of 5, and if a player does not make it within 5 tries, mark a 5 for that player on the score card and move to the next obstacle. This type of game play is optional, but helps keep scores between players with different levels of experience more competitive.

		4FUN					
Hole	1	2	3	4	5	Total	
Name:							
Name:							
Name:							
Name:							

4FUN

LED Golf Balls

- Use the LED feature at night or when playing under black light. To activate the LED light, bounce the balls on a hard surface, such as concrete, or strike them together as shown below. To avoid injury or mishap, we recommend that this be done by an adult.
- The balls will glow for apx. 8 minutes each time they are activated and have an internal battery lifespan of apx. 1000 uses.



Once the batteries have expired, you can replace the balls with our set of 3 LED 4FUN Cosmic Golf balls (FUN.016)

