



PE 501

EV CHARGER PAYSTAND



PE 501

PayEnergy EV Pay Stand PE 501

Technical Data

Main Features

4 Channel Pay Stand
payment Processing for charging four cars
simultaneously

Intuitive usage using 7" touch screen

Powered by Nayax VPOS Touch allowing
complete telemetry and cashless solution

Accepts all cashless payments methods

- Debit and Credit Cards
- Mobile, NFC Payments
- Prepaid cards and Closed environment solutions
- Swipe, Contact and Contactless





Electrical data

Input Voltage: 110 VAC, Single phase

Output : 4 EV Charger Channel

Environmental

Approved for both Indoor installations.

Operating temperature: (-25°C) to (+55°C)

Non-Operating temperature: (-30°C) to (+70°C)

Humidity: Up to 100% non-condensing

Supported Payment Schemes

Contact Card: EMV Level 1 + Level 2 - Certified

Contactless: EMV Level 1 - Certified

Contactless: EMV Level 2:

Visa PayWave EMV + Mag Stripe

MasterCard PayPass EMV + Mag Stripe

Magnetic Stripe Card: Tracks 1,2,3 - JIS II

Other Cards Supported: NFC, MIFARE, HID-iClass, FeliCa

Safety and Certification:

Over power protection

Dimensions / Weight

WxHxD: 6 x 16 x 14 inches

Weight: 20 lbs



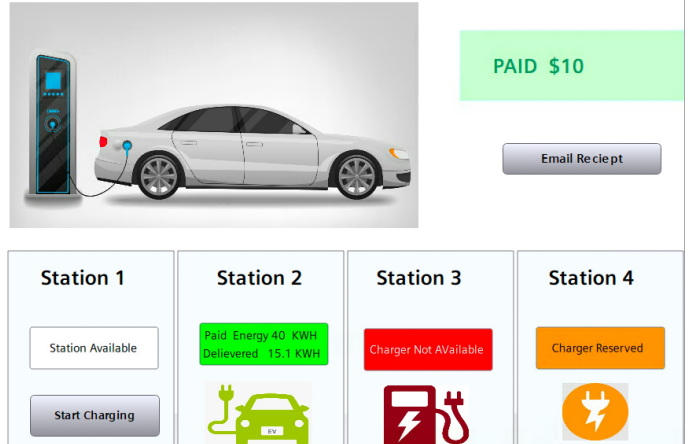
Welcome to PAYENERGY Charging Center

\$0.56 Per KWH

Panel Feature

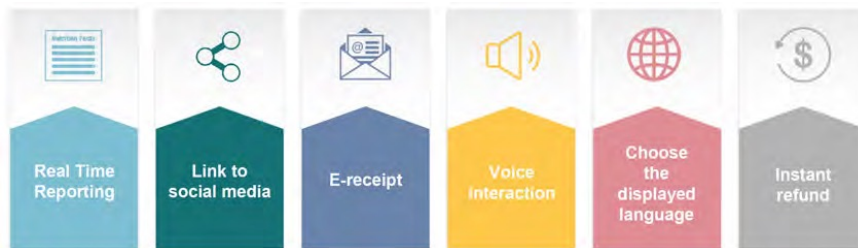
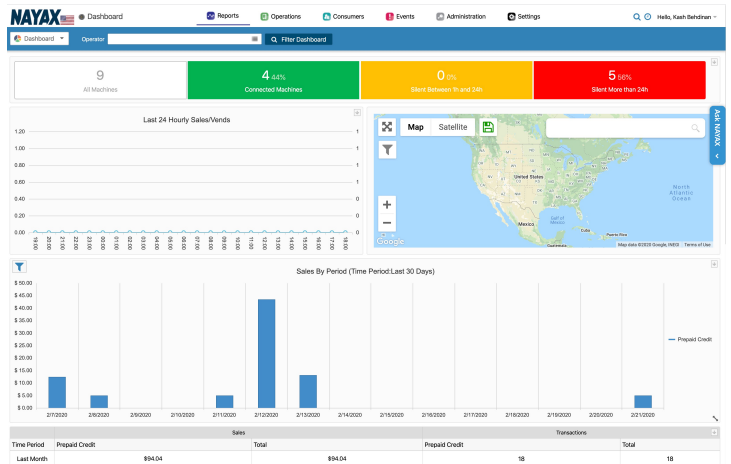
- Customized Panel Design and pricing
- Charger Indication Status
- Comparison options
- Marketing and Advertisement
- Low cost
- Fully assembled Box, easy & ready to install

please process the Payment and Select a Station to start the Charging



Analytics Portal

- Advanced analytical tool that shows the big picture
- Drill down to individual transactions, real-time Charging usage & rates
- Comparison options
- Design and schedule Business reports to a mailing list





Web Based Platform

Access your machines from anywhere in the world directly through your browser.



Customizable user permissions and event log User permissions allow you to control who has access to platform resources including devices, data, and company info. The User Event Log tracks logins, connection info, billing modifications, and many other activities for an accurate account history.



Easily log, monitor and share data with the PayEnergy Platform

Let the PayEnergy platform log and monitor your data. Add cloud logging to your system to have data readily available anytime or anywhere!



PayEnergy Cloud on the Go

with Mobile VPN The info you need is at your fingertips with iOS and Android apps. From your smartphone easily monitor the status of installed Chargers, connected Chargers and status of charging

Remote Access & Data Solution

Track system performance with easy cloud data



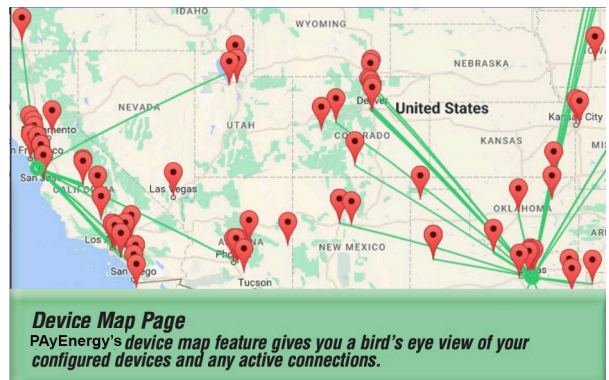
PayEnergy makes it easy to connect to your Charger or system remotely.

Whether you prefer to connect via your Windows computer, or if you need access on the go with mobile devices, Pay Energy has the secure connection option for you.

And don't forget the payEnergy platform allows for unlimited users, unlimited concurrent client connections and unlimited mobile connections so you can grant access to anyone you choose without limitations.

Remote access adds value to your light bids and can be used as a service warranty revenue stream.

With Payenergy Platform you get the options you need...for less





Energy Management and Monitoring

PE 500-E

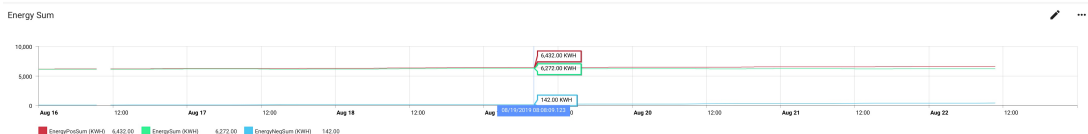
Technical Data



Main Features

Energy management

- Demand Monitoring
- Up to 2 Channel Current, Energy Monitoring
- Charger On / OFF Control Based on Demand
- Energy Consumption Monitoring
- Charger ON /OFF Monitoring and Remote Control
- Easy Installation and compatible with all Payenergy pay centers
- Cloud Storage of data



PayEnergy, 24303 Walnut St. Suit C, Newhall CA91321, Phone 661-330-4918, Fax 661-554-0768

www.payenergy.com

email: info@payenergy.com



		PE-200S EV Charger Series		PE-200S EV Charger Series With Energy Management	
Model Name		PE500-W	PE500-L	PE500- WE	PE500- LE
Input	Input Rating	110 Vac			
	Frequency	60 hz			
	Input Current	2A			
Output		4 Channel EV Charger Connection			
Communication		WIFI	LTE	WIFI	LTE
Operating Temperature -		22°F~122°F(-30°C~50°C)			
Humidity		Max. 95% RH			
IP Level		Indoor use			
Dimension(WxDxH)		48" * 14" * 3"			
Multiple Protection		Over current, Under voltage, Over voltage			
Energy Management		None		Power Measurement and Monitoring	



Mechanical Drawing



