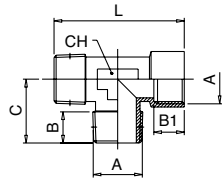


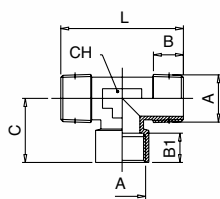
Nickel Plated Brass Adaptors



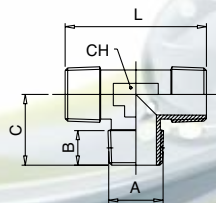
Equal Tees



Code	A	B	B1	C	L	CH
TD10	1/8"	8	8.5	17.5	37	12
TD13	1/4"	11	11	23	47.5	13
TD17	3/8"	11.5	12	25.5	52.5	16
TD21	1/2"	14	15	29.5	61.5	20
TD26	3/4"	14.5	16.5	32	68.5	27
TD33	1"	16.8	19	39	84	30



Code	A	B	B1	C	L	CH
TCM5	M5	-	-	-	-	-
TC10	1/8"	8	8.5	19.5	35	12
TC13	1/4"	11	11	24.5	46	13
TC17	3/8"	11.5	12	27	51	16
TC21	1/2"	14	15	32	59	20
TC26	3/4"	14.5	16.5	36.5	64	27
TC33	1"	16.8	19	45	78	30



Code	A	B	C	L	CH
TA10	1/8"	8	17.5	35	12
TA13	1/4"	11	23	46	13
TA17	3/8"	11.5	25.5	51.5	16
TA21	1/2"	14	29.5	59	20
TA26	3/4"	14.5	32	64	27
TA33	1"	16.8	39	78	30