
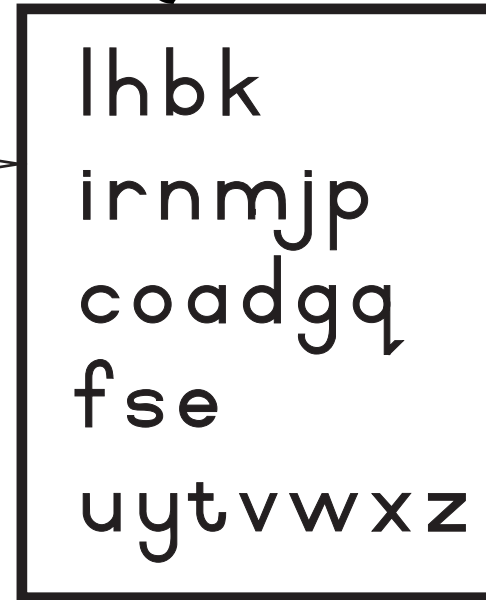



Op elke bladsy is een van die letters van die alfabet geskryf.
Die leerling begin by die kolletjie en trek die letter ná terwyl hy slegs tussen die lyne teken.

Die leerling herhaal die letter en voltooi die ry, asook die res van die bladsy.

Die kolletjie dui aan waar die leerling moet begin om die letter te skryf. Die laaste ry kan gebruik word om prente te teken of te plak van voorwerpe wat met daardie letter begin.

Die letters word in die volgende volgorde geskryf:



Sample Book

Sample Book

Sample Book

h

Sample Book

Sample Book

b

Sample Book

Sample Book

k

Sample Book

Sample Book

Sample Book

Sample Book

r

Sample Book

Sample Book

n

Sample Book

Sample Book

m

Sample Book

Sample Book

j

Sample Book

Sample Book

p

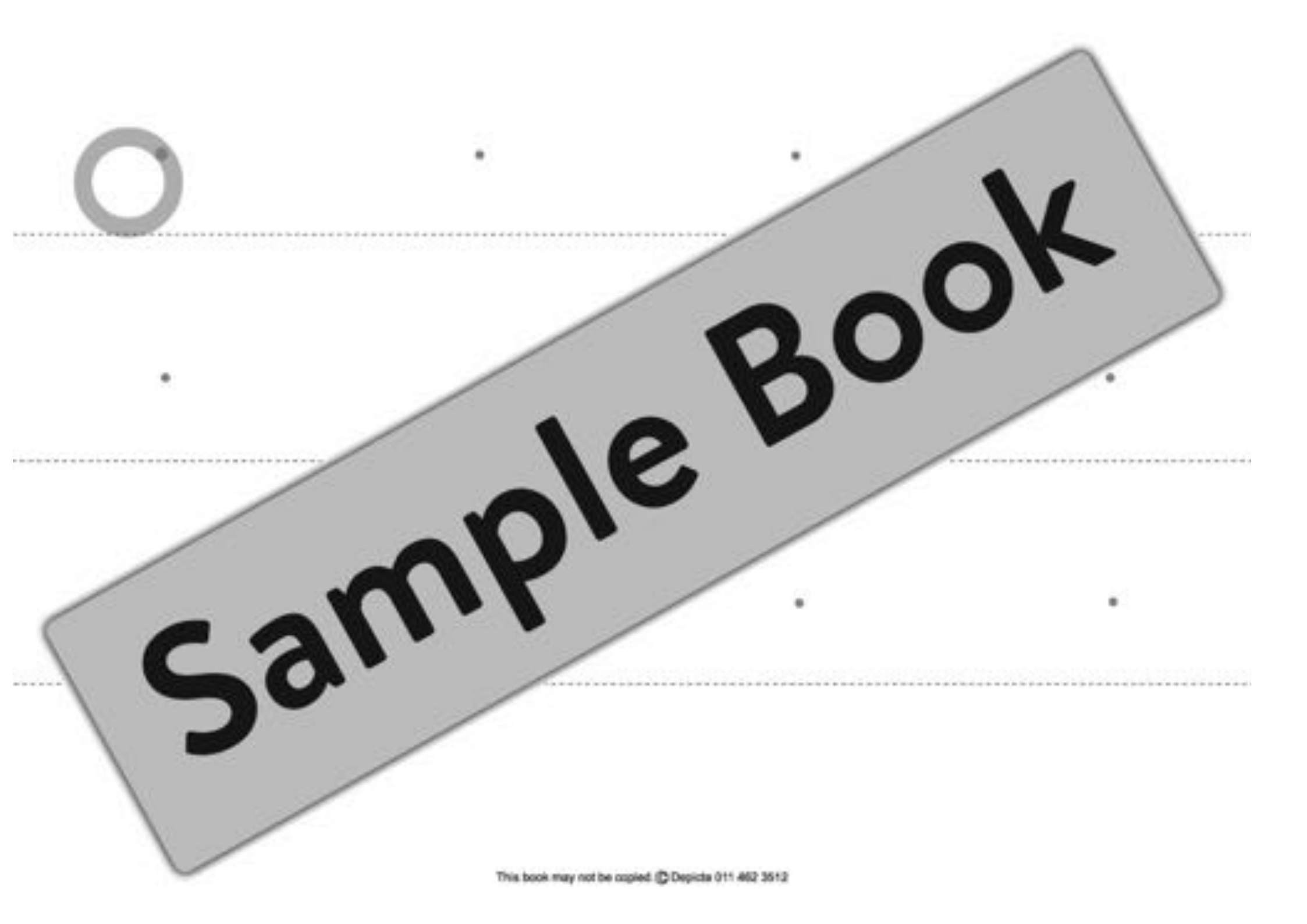
Sample Book

Sample Book

C

Sample Book

Sample Book



Sample Book

Sample Book

a

Sample Book

Sample Book

d

Sample Book

Sample Book

cg

Sample Book

Sample Book

q

Sample Book

Sample Book

f

Sample Book

Sample Book

S

Sample Book

Sample Book



Sample Book

Sample Book

u

Sample Book

Sample Book

t

Sample Book

Sample Book

y

Sample Book

Sample Book

v

Sample Book

Sample Book

w

Sample Book

Sample Book

x

Sample Book

Sample Book

z

Sample Book

Sample Book