




CONTENTS



/

Pages	Topics	Hours	Details
2-5	About Me	6	What is a timeline; timeline of my own life; interesting object from my past.
6-9	Feelings	6	Things that make me happy and sad; recognising feelings; good ways to express how you feel; how to apologise.
10-13	Health Protection	3	Basic First Aid: nosebleeds; animal bites; cuts; burns; basic health and hygiene.
14-18	Keeping my body safe	6	We are not safe with everyone; rules to keep my body safe; trusting "yes" and "no" feelings; how to say "NO" to any form of abuse; how to report abuse.
19-22	Rights and Responsibilities	6	Rights and responsibilities of learners; rights and responsibilities of others at home; at school; in the community; in the environment.
23-26	Healthy Eating	6	Food groups: vitamins, carbohydrates, protein, dairy; a balanced diet.
27-31	Insects	9	Characteristics; different insects; observing and drawing; how they help & harm us
32-36	Life Cycles	6	What it is; Mammal-dog; Insect-butterfly; Amphibian-frog; Bird-chicken.
37-44	Recycling	6	What happens to our waste; re-using; reducing; recycling at home and school
45-49	Public Safety	6	Dangerous places to play; safety on taxis and trains; dangers of electricity; poisonous and inflammable substances; signs that warn us of danger.
50-55	Pollution	6	What it is; different types; effects on people and the environment.
56-60	People - long ago	9	Stories and experiences; objects used; old photos; how people lived then and now.
61-65	Space	6	Stars and planets; names of planets; telescopes; space travel; satellites.
66-73	Products and processes	6	Plants: what we get from plants; from sugar cane to sugar. Earth: what we get from it; from clay to bricks.
74-79	Disasters and what we should do	9	Types of disasters: general; floods; fires; other phenomena: lightning; earthquakes; storms and strong winds.
80-86	Animals & creatures that help us	9	Animals that give us food or clothes: sheep, cows, chicken, bees; animals that work for us: dogs, horses and donkeys.
87-88	Religious and other Special Days (3 hours per term) Use the inside of the covers for extra working space.		

For the FACILITATOR

This book conforms strictly to the CAPS syllabus. Worksheets and activities are provided for each topic and sub-topic. Read through the sentences, stories and activities with the learners and complete some of the work together. Worksheets can also be completed independently or as homework. Role-play and group work adds interest and variety and can be incorporated into your lessons.

Due to the variety of cultures, religions and celebrations, we have left it up to the facilitator to choose their own Religious and other Special Days activities.

Use the pages provided at the end of the book for that work or make a separate booklet.

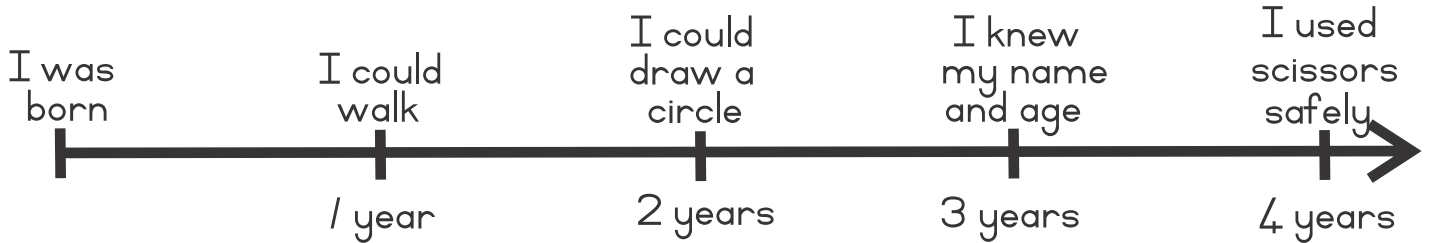
Alternately you can purchase a range of charts or a pack of worksheets covering a variety of Religious and Special Days from the Depicta website under Life Skills - Charts; and/or Digital products.

www.depicta.co.za

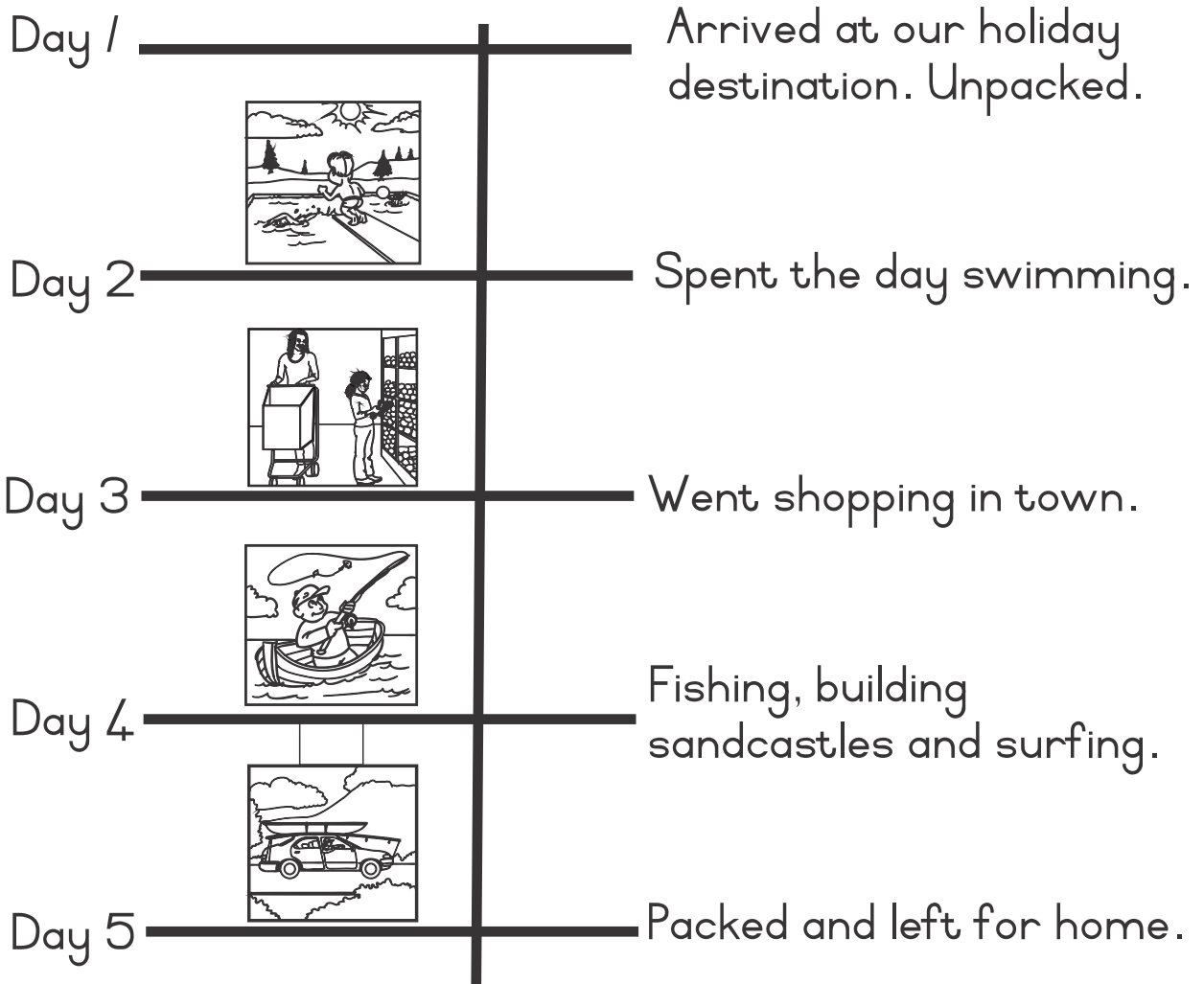
Date: _____

What is a timeline

A time line shows an order or list of events in time.



Holiday Timeline



Did they first swim or first unpack? _____

On what day did they go shopping? _____

How long was their holiday? _____

Date: _____

What is a timeline

Write the names and years of birth of the people in this family in the correct order on the timeline. Start with who was born first. There are grandfathers, uncles and parents.



Anna 2002



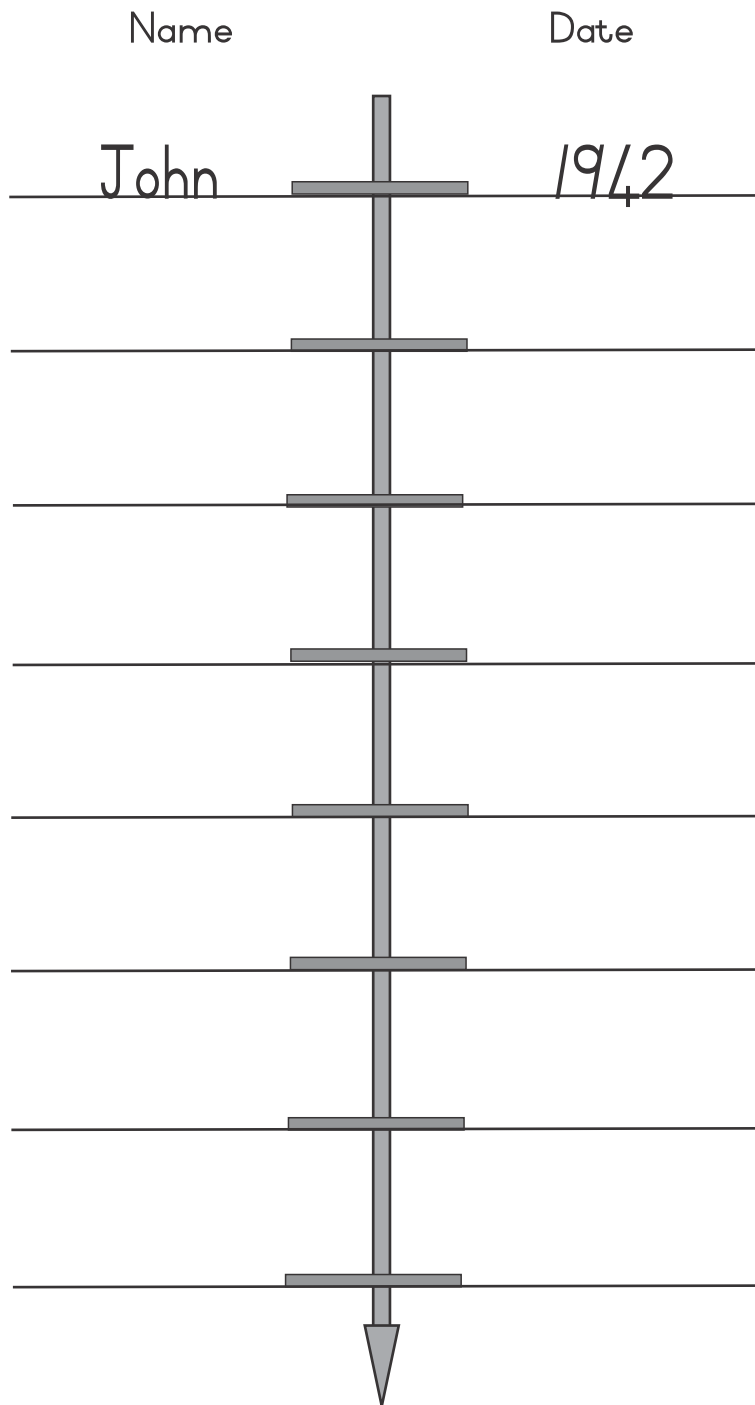
Bob 1985



Sue 1987



Dan 2010



Jim 1950



James 1944



John 1942



Joe 1965

Who is the oldest? _____

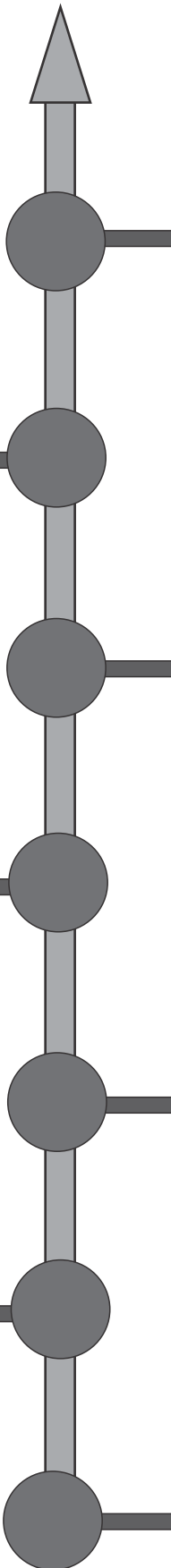
Who is the youngest? _____

Date: _____

Timeline of my own life

Complete a timeline of your own life.
Include:
-Date of Birth
-Starting School
-Any other interesting events

Day or Year: _____



Day or Year: _____

Day or Year: _____

Day or Year: _____

Day or Year: _____

Day or Year: _____

Day or Year: _____

I WAS BORN

START

Date: _____


**An interesting object
from my past**

Bring an interesting object from your past and tell the class about it.

Name of object: _____

How old is the object: _____



Draw a picture of the object.



Date: _____

Things that make me happy
and things that make me sad

Colour the things that make you happy
do not make you happy.



Sample Book



Date: _____ Recognising feelings

Everyone has feelings. They are part of lots of different feelings and more than one. When do you have some of these feelings?



angry



scared



sad



lonely

Complete the faces to match the sentence.

1. I am left out of the game.

2. My teacher is shouting at me.

3. I am going to school.

4. My friend is laughing at me.

5. I do not want to go to school.

6. She is crying.

7.

Sample Book

Date: _____ Good ways to _____

Underline the sentences that show the _____



- 1. a. I shout angrily at the _____
- b. I tell the adult in ch _____

me.

- 2. When someone shr _____
- a. Wait quietly unt _____
- b. Shout back.



- 3. I am going to _____
- a. Act silly to _____
- b. Be polite _____

- 4. My frier _____
- a. Show _____
- b. Play _____ to _____

so I:

privately



- 5. I _____
- a. _____
- b. _____

I:
ain it again.



way so I:

it back.

, I:
nd say someone stole it.
n ask for help.



as more things than me so I:
eir things.
no one has the same amount of things.



Sample Book

Date: _____ How to apologise

Read these dialogues in pairs and role play.

ANDILE: Stop bumping me!
You always do!

SIPHO: Oh! I did not know
bumping you.
I am sorry, Star

ANDILE: That is ok, Siph



...ays cry
your work?

... am scared.
... was unkind.

ARRON: Teach
TEACHER: Why
ARRON: I c
TEACHER: ...



Write your

Sample Book

Date: _____

Basic First Aid

How to treat a nosebleed



- 1. Sit
- 2. Pinch
- 3. Breathe

Pretend your nose is bleeding

How to treat

There are many types of bites. Find out how to treat them. Choose a different type of bite for your group to treat.

Work in groups and discuss. Each group can choose one person to act out the bite.



Dog bites



Cat bites



Rodent bites


Sample Book

Date: _____

Basic First Aid

Wash your hands with soap and water

How to treat Cuts



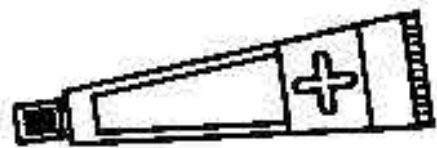
Cover the wound
Use a plaster bandage

direction.

Clean the wound
Rinse with clean running water
Do not use force

Stop the bleeding.
Apply pressure with an cloth or sterile gauze.
Keep the wound elevated above the heart.

Charcoal
Keep



Apply an antibiotic cream.

1. Get a tetanus shot if you have not had one for 5 years.

...aping.
If blood is spurting.
If it becomes infected.

Sample Book

Date: _____

Basic First Aid

Wash your hands with soap

How to treat Burns



Unscramble the words

DO

Run (cold) _____
over the burn or
burned area in
water for abc

Cover the (burn)
lightly with
sterile or
clean cloth

DO NOT

Run (hot) _____
as you could cause a
on top of the heat

Do not apply any greasy
ointment. It can trap heat
and make the burn worse.

Do not apply butter - it
can introduce bacteria.

Do not (pick) _____
blisters or pull skin off.

Seek medical help if you have
blisters or pains for more than a few hours.
If the face, hands or feet are burnt.
If it is a third degree or chemical burn.

Sample Book

Date: _____ Basic health _____

Re-arrange the letters and fill in the correct word.

ALWAYS:

1. Wash your hands (ftrea)

2. Wear (lcnas) _____

3. (vNere) _____

4. Cover your (horr)

5. Never (hsear)

6. Keep your _____

7. (hWas) _____

8. Don't _____

9. Keep _____

10. _____

11. _____

12. _____

Sample Book

ilot.



ood.

you cough.



s.



y day.

re) _____



clean and tidy.

_____ twice a day.

_____ every day.

_____ a lot of



tele

Date: _____ We are not safe

Write the names of people you feel safe
Here are some ideas in the box but you
Just choose a few if there are many

mom	dad	grandma
brother	uncle	

If

Sample Book



If you do not trust then do not be alone
with someone in your family.
Trust how you feel.

we
Tell someone

Date: _____

Rules to keep

Talk about these rules and share stories about when you have kept your body safe.

My body is special and private.

I will TRUST my own instincts. I will not let anyone make me feel scared, unless I ask for help from someone I trust.

I will NEVER trust people I don't know, talk to them or go anywhere with them from them.

I will NEVER give out my personal information and especially not to strangers.

I will only hug people I know and trust.

I will not let anyone touch my private parts.

I will not let anyone do anything that could be dangerous to me.

I will not let anyone use a device that makes me feel uncomfortable.

I will always tell a trusted adult if I feel unsafe.

I will always let a trusted adult know where I am at all times.

I will always say NO if I am feeling uncomfortable.

Sample Book

Date: _____

Trusting "yes"

IF SOMETHING FEELS WRONG
TO SAY NO AND TO TELL

Circle the pictures that do not make
that do make you feel good.



Sample Book

Date: _____

How to say "I don't like it"
form c

NO ONE has the right to touch me
It is OK to say "no"



STOP!
Do not touch me!

NO!!
I am going to tell



and
o.

I DO NOT LIKE IT
IT IS NOT ME

TAKE ME FEEL UNCOMFORTABLE!

Talk to your teacher

do not bother you.
feelings.

This be think

down any more you can

pulling hair
grabbing

Sample Book



Date: _____

How to report

There are many different types of abuse and none of them are right.

You must not keep quiet about abuse. Talk about the situation.

Who should you report these to? Draw lines to show who you report to. You can draw more than one line from a person to show you report to more than one person on the right.

<p>You or someone you know is being bullied.</p>		<p>Teacher or Principal</p>
<p>Someone is being bullied at school or on the way to school.</p>		 <p>AACL CHILD ABUSE AND NEGLECT</p>
<p>Someone is being bullied in a public place or on the way home.</p>		<p>011 435 0672</p>
<p>You are being bullied by a family member.</p>		<p>A parent or an adult you can trust.</p>
<p>You are being bullied by a friend.</p>		 <p>Childline South Africa ☎ 0800 55 555</p>
<p>Someone is being bullied in a public place or on the way home.</p>		<p>Emergency number: 10111</p>



Sample Book

Date: _____ Learners' right

A right is a freedom that is protected by law, such as free speech and religion.

A responsibility is a duty or obligation, such as recycling or doing your homework.

Voting is both a right and a responsibility.

Talk about each picture and what it stands for.



Sample Book

Date: _____



Rights and responsibilities
at home
at school
in the community

With rights come responsibilities

Read the responsibilities below
them next to the matching rights.
In the end block write your own.



You can write more than one.

-Play with and respect others.

-Respect the rights of others.

-Listen to others.

-Help others.

-Respect different abilities and religions.

-Take care of your clothes.

-Work hard.

-Keep clean with hygiene, healthy.

-Respect other opinions.

-Do not be a bully.

Sample Book

Date: _____

Rights and responsibilities
at home
and in the
community






Look at the responsibilities
and write them next.

RES

RIGHTS

RES

<p>To be cared for at home.</p> 	<p>_____</p> <p>_____</p> <p>_____</p> <p>_____</p>	<p>_____</p>
<p>To speak and be heard.</p> 	<p>_____</p> <p>_____</p> <p>_____</p> <p>_____</p>	<p>_____</p>
<p>To play and be with a friend.</p> 	<p>_____</p> <p>_____</p> <p>_____</p> <p>_____</p>	<p>_____</p>
<p>A clean and safe environment.</p>	<p>_____</p> <p>_____</p> <p>_____</p> <p>_____</p>	<p>_____</p>
<p>_____</p>	<p>_____</p> <p>_____</p> <p>_____</p> <p>_____</p>	<p>_____</p>

Sample Book

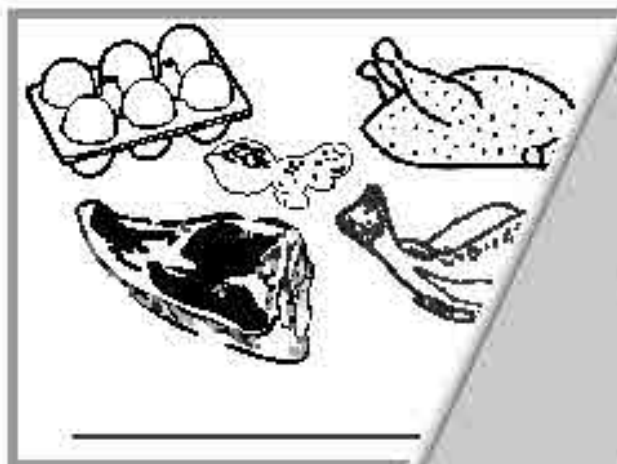
Date: _____

Food group _____

Write the correct food group under each picture.
Talk about which foods can belong to each group.

carbohydrates

dairy



Sample Book

Date: _____ Vitamins - fruit and vegetables

Fill in the names of the fruit and vegetables.
The first letter is already filled in.

The crossword puzzle grid consists of several empty cells. The first letters of some words are already filled in: 'P' in a vertical cell, 'C' in a horizontal cell, and 'L' in a horizontal cell. The grid is surrounded by illustrations of various fruits and vegetables: a pear, a carrot, a head of lettuce, a cucumber, a bunch of grapes, a tomato, a head of broccoli, a carrot, a kiwi fruit, and a lemon.

Sample Book

...vide vitamins that make me healthy.

peas spinach apple oranges

peach pumpkin grapes lemon

Date: _____

Carbohydrates

Write these sentences on the lines under:

These foods give me energy.

These foods are made from _____
help build my bones.

These foods help me grow



proteins



dairy



carbohydrates

Sample Book

Date: _____

A balanced

Fill in the missing words: **overeat**

It is important to eat _____

You must not _____
lots of water every day.

Write what else you can add to
from each food group. You can
you.

something
ures to help

toast

... with ham



m

pasta

Sample Book

Date: _____

Characteristic _____



Most insects have the
head thorax



- The body is divided into
- There are 2 compound
- 6 jointed legs come
- Some insects have
- Insects have a ho

the head.

exoskeleton.

Draw lines from the

Use a ruler.

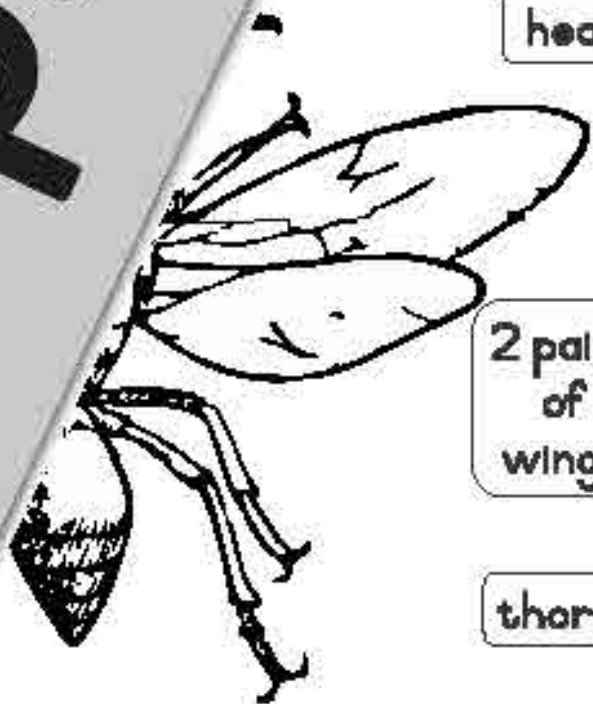
2
compound
eyes

head

2 pairs
of
wings

thorax

abdomen



Sample Book


Date: _____

Different ins

There are millions of different ty
Some are harmful and some ar
As you saw on the previous pe
characteristics.

Can you tell which of these are in
Try to name some of these ins

Cross out the



Date: _____ Observing and

Try to examine a real insect. Do not hurt it.
Use a magnifying glass if it is small.

Try to find (by looking only) all the characteristics.

Now draw your own insect and note its characteristics.

Sample Book

Date: _____ How insects h

Many insects are very useful and hurt us, we must protect them to animals or insects.

We can keep them away by u certain smells, or plants, or

Talk about all the insects that er Draw lines to join these blocks

Without us, humans would not survive. They would have no food to eat. We also make honey.

water and food its roots. for other animals. e seeds. ie eggs of pests.

We show that you a healthy ecosy: We pollinate pl provide pest We are foo: and other



We eat aphids that destroy your plants.

gardens and g harmful pests ae.

We love eating mosquitoes.

Sample Book

Date: _____

How some in

Colour the blocks naming the insect and the same colours. You will need six diff

<p>flies</p>	<p>mo</p>	<p>skly ps</p>
<p>-suck the blood of animals and man. -can pass on dangerous diseases</p>	<p>-</p>	<p>mit that make y sick dirty habits smell bad.</p>
<p>-feed on filthy and decaying matter. -can spread disease when they sit your food.</p>	<p></p>	<p>locusts</p>
<p>cockro</p>	<p>at aria</p>	<p>ticks</p>

Talk e their

ale that harm us. Write some of

Sample Book

Date: _____

What a life cycle _____

Fill in the missing words. Choose from the words in the boxes.

living

cycle

animals

new

What is a life cycle _____

It is a series of _____

things that a living thing goes through, so that it can _____

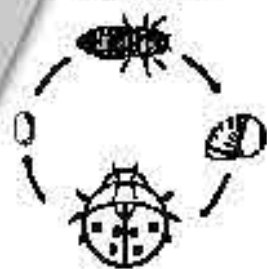
and produce _____

_____ go on to live and _____

Life cycles repeat.

There are 4 stages in a life cycle, but they vary among different _____

its and _____



_____ but they vary among different _____

BIRTH

REPRODUCTION
reproduce

DEATH

Sample Book

Write about what metamorphosis is.

Date: _____

Mammal _____

Mammals give birth to
 Mammals are warm-blooded
 Baby mammals drink milk

Is a human a mammal?





Read the text and write the labels in the boxes next to the underlined words.

Write the labels in the boxes next to the underlined words.

Two _____ (male and a female) and the female _____ (female) _____.

Two _____ (male and a female) and the female _____ (female) _____.

_____ becomes an adolescent, then an adult dog. The life cycle then _____.

The _____ life begins again with the younger ones.

The _____ life begins again with the younger ones.


Sample Book

Date: _____

Insect - butterfly

Write the correct words on the lines by
Choose from these words.

chrysalis (pupa) adult butterfly



Write your own sentences.

Use the words above.


1.	
2.	
3.	

Sample Book

Date: _____

Amphibian -

Read the sentences and label each picture next to the correct pictures. Choose from the words in the box.



The fern

g in the water.

The e
breac

n into tadpoles. A tadpole
tail to swim.

Th
t

egg. It starts needing air to

ont legs appear. The lungs develop
c. It is now called a froglet.

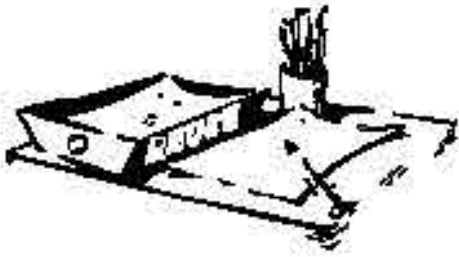
The r...
and live on

an adult frog that can leap out of water

Sample Book

Date: _____

Re-using



How can we re-use:

newspapers? _____

a coffee mug? _____

a take-away cont.

cooldrink bott!

a story bo

Write that

things you can think of

Sample Book

Date: _____

Reducing



Use it up,
wear it or
make it
or do with

Cut back on the amount of

electricity
paper

Choose 3 things you can
Draw a picture of each



Sample Book

Three large rounded rectangular boxes for drawing, each with horizontal lines for writing.

Date: _____

Recycling



DID YOU

By recycling a cool drink can, you can save it to the shelf as a recycling bin. Recycling on a daily basis helps to reduce the amount of waste that goes to the landfill.



Draw lines to show how each item can be recycled using the recycling symbol.

We can recycle:

Recycling helps to reduce the amount of waste that goes to the landfill and to save resources. It also helps to reduce the amount of energy used to produce new products. Recycling is a cycle with what it can be used for.

- glass
- paper
- metal
- plastic
- rubber
- electronics

Sample Book



Date: _____

What cannot

Use a green crayon and circle 5 things you can recycle
and circle 5 things you can not recycle



used pizza box



plastic bottles



polystyrene cartons



polystyrene take-away containers



canned food containers



soiled paper and wrappings

Sample Book

Date: _____

At home and

Discuss in groups or as a class how you
home and at school. Write sentences in
each block to show what you will do to

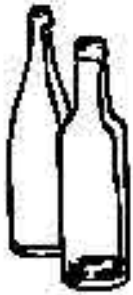
at

Sample Book

Date: _____

Making comp

Cross out the things you can not put in
things you can.



Sample Book

Date: _____

Re-using water

It is important not to waste water. Did you know how to re-use water? Can you write about or draw how you can re-use water? Look at the pictures for ideas.

Sample Book




Date: _____

Dangerous places


Look at the places in the pictures and write why it is dangerous to play there.



1



2



Sample Book

Date: _____

Riding trains and taxis



It can be dangerous riding trains and taxis and we must behave properly.

Tick the box next to the correct behaviour and put an X next to the incorrect behaviour.

<input type="checkbox"/>
<input type="checkbox"/>
<input type="checkbox"/>
<input type="checkbox"/>
<input type="checkbox"/>
<input type="checkbox"/>

1. I do not get on the train or taxi.

2. I only travel in the train or taxi.

3. I only travel in the train or taxi.

4. I hold on to the handrails.

5. I travel in the train or taxi when it is moving.

6. I travel in the train or taxi when it is stopped.

<input type="checkbox"/>
<input type="checkbox"/>
<input type="checkbox"/>
<input type="checkbox"/>
<input type="checkbox"/>
<input type="checkbox"/>

7. I travel in the train or taxi when it is moving and at the taxi rank.

8. I travel in the train or taxi when it is moving and I am travelling.

9. I travel in the train or taxi when it is moving and I am travelling.

10. I travel in the train or taxi when it is moving and I am travelling.

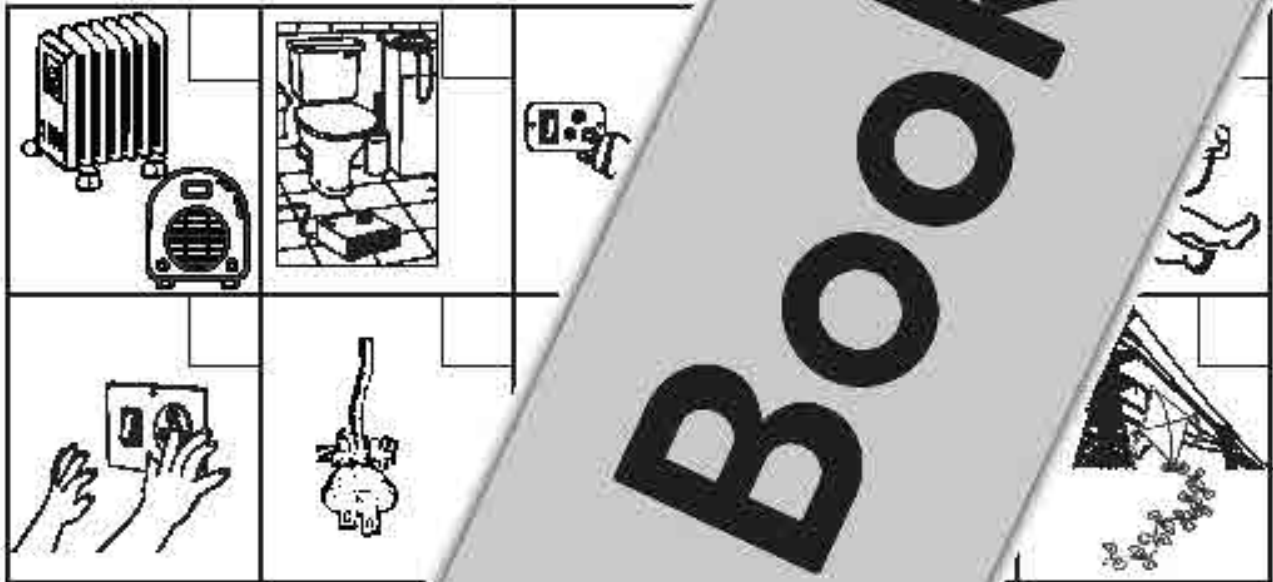
11. I travel in the train or taxi when it is moving and I am travelling.

12. I travel in the train or taxi when it is moving and I am travelling.

Sample Book

Date: _____

Dangers of _____



Discuss the pictures and write sentences about the pictures. Write the

_____ sentences with matching pictures.

1. Do not use elec

_____ ns or near water.

2. Do not use r

_____ es.

3. Do not over

4. Do not p

_____ sockets.

5. Report

_____ , and do not touch them.

6. Do n

_____ n that are plugged in.

7. Do

_____ when you go out and do not

_____ ers.

8

_____ ngs into any electrical appliances
_____ d in.

_____ a socket by the cord.

10. Do n

_____ power lines.

Sample Book

Date: _____

Poisonous and
substances

Talk about where and how you should use



Circle +
using sub-
stances and

poisonous
substances.

firelight

fertiliser

Insecticides

stitches

furniture oil

paint

alcohol

oil polish and remover

gas

turpentine

Sample Book

pesticides





or flammable means it
burns quickly and burns rapidly.



Date: _____

Signs that warn of danger

Talk about different types of danger and what they usually are. Colour these signs and write their meanings.

	
	chemical hazard
	poison
	no entry
	no swimming
	construction site -keep out

Sample Book

Date: _____

What pollutants

Pollution is something introduced into the environment that has a harmful effect on human health or the environment.



Sample Book


There are many types of pollution. Some are by land, some are by air, and some are by water.

Can you see what they are? Draw them on the lines.

types of pollution? _____

Date: _____

Different types of



Look at the pictures.
Write a list in

the box below.
Different types of air pollution.

Sample Book

Date: _____

Different types of



Look at the pictures.
Write some notes.

Two types of water pollution.

Sample Book

Date: _____

Different types of



Look at the pictures.
Write a list

of different types of land pollution.

Date: _____

**Effects of
people and things**



In groups find out how pollution affects us and then tell the class. Say some ideas are:

food we eat

global warming

food the animals eat

SURVEY: find an area near your school or near your home. Draw a before and after picture.


It can be at home. Take someone with you. What did you find?

Sample Book

Date: _____

Effects of pollution on
people and the environment

Why do you think pollution is a problem?
What can we do to reduce pollution?
Write your answer in the space below.



Sample Book

Date: _____

Stories and

It is important and fun to learn about how people lived.

It helps us understand and appreciate life today.

If you do not find out from your family or your community those stories, you will miss out.

Write them down if you can.



Ask an older family member or an interesting person in your community to tell you an interesting story. Write down the story in your book or words on a card.

Write down their life story. Tell the story in your own sentences.


Sample Book

Date: _____

Stories and

Transport has changed over the years.
 means of transport and blue around th
 Then draw lines to join the old and the






Sample Book



Date: _____

Objects: _____

Next to each picture showing an object use today.

Sample Book

Date: _____

Old pictures

- When was th
- Where was
- Who is in
- Type of
- Hair sty
- Share

Bring an old photo to
Write the answers to
Share your story w


Answers to, in this box.

Sample Book

Date: _____

Earth from _____

The earth is a beautiful planet. It has many living things. It has water and air. This is what part of it looks like.



Color
Find

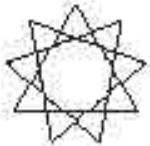
Draw some clouds.
circle around it.

name:

Countries:

Date: _____ Stars and planets

Here are some differences between stars and planets.
Colour the stars yellow and the planet blue.




Smaller

Can have their own moons



Do not give off light.



Planets



Do not twinkle.

Moves in a straight line

The sun is one.



There are many

planets in our



Earth is one.



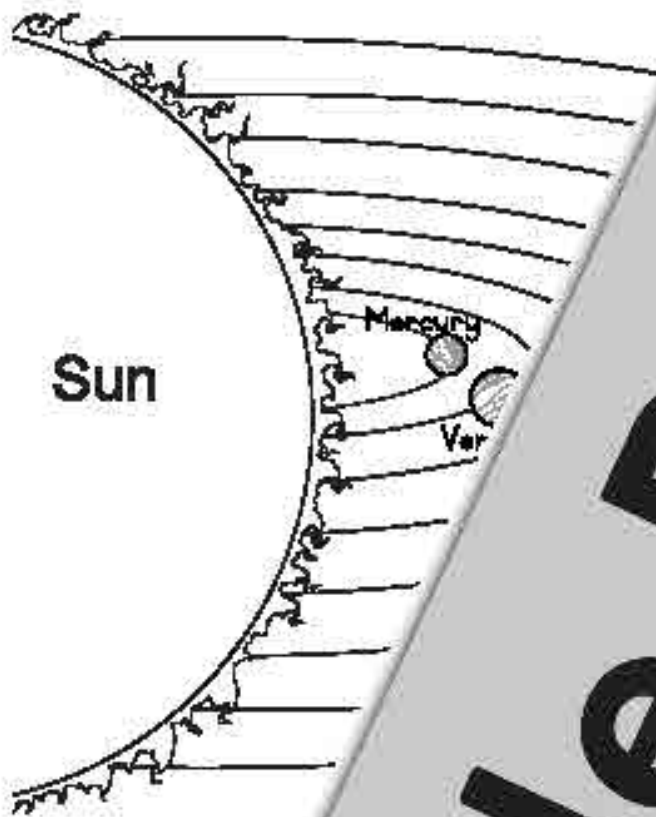
Our solar system.



Sample Book

Date: _____

Names of planets _____



Sample Book

W
Find and color

m	o	r	s	r				
u	i	'	a	y				
a	k	'	k	x				
u	'	'	t	y	m			
m	'	'	u	g	a			
'	'	'	e	r	w	r		
'	'	'	f	n	g	s		
'	'	'	r	a	n	u	s	
'	'	'	f	q	h	p	z	
c	'	'	e	s	c	o	p	e

A telescope is an instrument used to see objects that are far away like planets and stars.

Circle the word telescope in the word search.

Date: _____

Space travel

An astronaut is trained to travel in a spacecraft.

A spacecraft is a vehicle designed for outer space. Rockets are used to launch it into space.



On July 20th 1969, the first person to walk on the moon was Neil Armstrong. Apollo 11 was the first mission to land on the moon.

In total 12 astronauts have driven Lunar Roving Vehicles on the moon.

There is no air in space, so astronauts need to take air with them. Astronauts float in space because there is no gravity.



Find the answers to the questions below.

RE

Write the answers to the questions below in these colours:

BLUE

What is a spacecraft?
 What does a spacecraft do?
 What is a lunar roving vehicle?
 What is the name of the first lunar roving vehicle?

Who was the first person to walk on the moon?
 What was the name of their spacecraft?
 How many astronauts have walked on the moon?
 How many Lunar Roving Vehicles have been used on the moon?

How do astronauts get air to breathe in space?

What were Armstrong's first words when he walked on the moon?
 What did he leave on the moon?

Sample Book

Date: _____

Satellites and



Write the words in the boxes below.

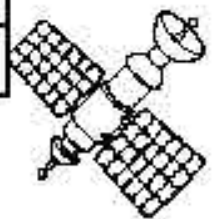
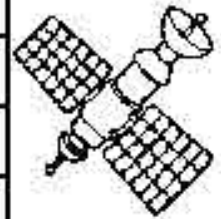
The first letters are v

Satellites orbit the earth if they are man-made. They help us: weather patterns; communication; identification.

Satellites satellites exploration;

A crossword puzzle grid with some letters filled in. The letters 't', 'a', and 'n' are visible in the top-left section. The grid is partially obscured by a large diagonal watermark.

Sample Book



Date: _____

Plants

What do we get from plants?

Draw a picture in each box.

wood - furniture

furniture

medicine

Sample Book

Date: _____

Plants - p

Plants can be processed to produce products
e.g. wheat is milled to produce flour

Draw lines to join the names of the products to the pictures.

wheat
maize
sugar cane
sunflower
apricot
potatoes







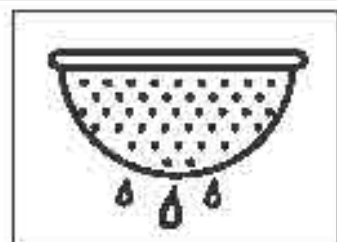

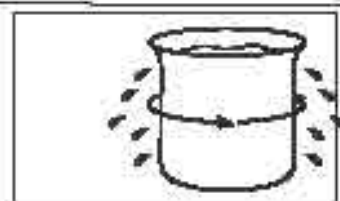
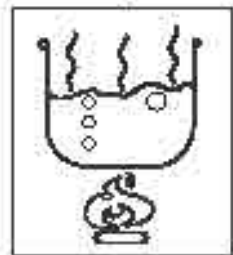

Sample Book

Date: _____

Plants - fr
sugar cane tr



harvested



Read these sentences.
Write the underlined words.
Write the sentence number
block. The first one is done.

1. Sugar cane is harvested by a machine and cut into small pieces.
2. The cane is transported to the factory.
3. It is washed and cut into small pieces.
4. A roller crusher separates the juice from the pulp.
5. It then goes to a boiler. It is heated to thicken the juice.
6. It is then transported out to the market.
7. The juice is added to the pulp.
8. It is then transported to the market.
9. The juice is added to the pulp.
10. The juice is added to the pulp.

Sample Book

Date: _____

The Earth -
fr



Draw a picture
can be made
the earth. O
own.

sta
om
your

- fuel f
- jew
- r/r
- g

coal

salt

Sample Book

diamonds

Date: _____

The Earth -
fr

Here are a few things we get
in the word or

clay stone oil zin
lead tin silver

per
diamonds


Sample Book

s	m	r			c	a
s	i	l			o	i
m	c	t		t	p	s
e	l			o	p	n
r	a		l	n	e	s
c			z	e	r	a
c		a	i	g	p	l
	n	n	o	c	t	
	d	c	l	m	a	
n	s	m	d	s	o	

The Earth - from

Cut these pictures out along the dotted line above the matching sentences on page 70.

Sample Book



20



Sample Book

Date: _____

The Earth - f

Cut and paste the pictures on page 71
sentences.



T

pe of clay are
ed into powder
arth crushing
e.

Water is added
clay powder
pressed

g

The bricks can be laid in
stacks and air-dried OR
dried in industrial ovens

are packed on
ite for storage
d transportation.

Huge trucks are used
to transport them to
where they are needed.

Sample Book

Date: _____

Types of Disasters

Talk about the disasters in the pictures.
Use the words in the box to fill in the blanks.
The first letters are already filled in.
Look carefully and use a pencil.



...kes
...inde
...ne
...amis
...ought

			f
s			

--	--	--	--

--	--	--



Sample Book

Date: _____

Types of Disasters

What should you do?

Fill in the missing words.
Choose from the words in the box.

1. Three main reasons for fire

_____ rain

overflowing _____

broken _____



2. Floods that happen

_____ floods.

3. Every family

_____ plan

and _____

4. Move to

_____ ground if possible.

5. Turn

_____ and gas.

6. _____

_____ through floodwater.

8. Never

_____ through fast flowing water.

Sample Book

Date: _____ **Types of Disasters**

Unscramble the words and write them on the lines.



When

Have an escape plan
(pnla) _____
in case there is a fire.

Always make sure appliances
(ffo) _____ when not in use.

Breathe through a cloth
(seon) _____
if possible hold a cloth over
your nose, like a scarf.
a cloth or towel is
better if it is wet.
(tew) _____

Crash
test

(disa) _____

_____ //2 from a cell phone.



Sample Book

Date: _____

Other Phenom

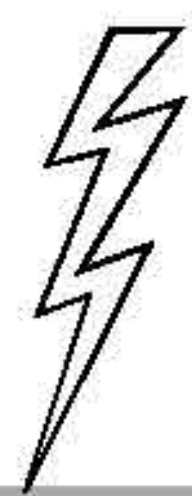
Lightning is electr
path of least res

Circle or colour your correct answer

When there is lightning it is

- be inside a car.
- stand under a tree.
- be inside a building
- stand at the wi
- be in the sho
- be in the s
- stand in
- be on
- lie c

Sample Book



No
No
No

The time between seeing lightning and hearing the sound is less than 30 seconds, lightning is nearby.



Avoid water as lightning can travel through plumbing.

and p

Date: _____ Other Phenomenon: _____

What to do if you are somewhere _____


Each word has a number. Fill in the numbers in the gaps. The first one is done.

- | | |
|-----------|------------|
| 1. Inside | 2. Outside |
| 3. Stay | 4. calm |
| 5. away | 6. stops |
| 7. doors | 8. fall |
| 9. under | |

Keep _____!



_____ still where you are until the shaking stops.



_____ - get away from buildings or power lines and trees (anything that can _____ on top of you).

_____ - get on the ground and hide under a strong door frame. If you are in bed cover yourself with blankets or climb _____ the bed.

pic
yourself.

Sample Book

Date: _____

Other Phenomena
st

Talk about:

What type of storms have struck

Write a few things about what you
witnessed.

strong

Draw a picture of

Sample Book


Date: _____

Animals that
and / or

Talk about all the products we get from

Unscramble these words for some

asp.



ct

Here is a list of some
the wrong way are
to left.

ve. They are written
riting them from right

taem

rehtael

eeehc

klm

my



Sample Book

egaggul

eulg

mug

erutinru

Date: _____

Animals that
and /

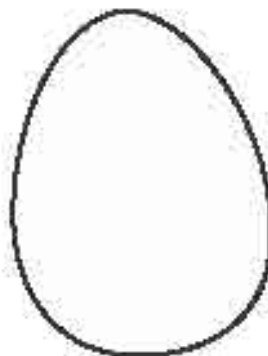


Write down 4 different
chicken. Colour the

How many v



draw a different

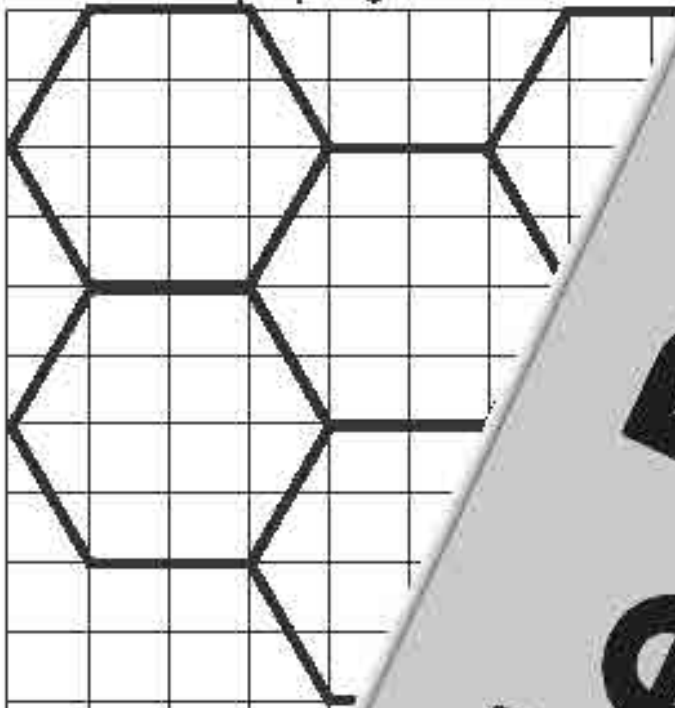


Sample Book

Date: _____

Bees

Complete this honeycomb on the graph paper each one fits properly.



Sample Book

helps the plants
produce food.
take delicious honey.



See how you can look after bees.

Date: _____

Animals that
for us - do



Did ye

1. A donkey

2. Workin
good

3. Donkeys can be

4. Donkeys are
if treated b

5. Donkeys

6. The re

7. A dr

8. C

G

pure white.

“mule”.

art.

ne and write the name in the box.
ay and colour or decorate it.

Sample Book

also

key".

arrying

Date: _____

Animals that
for us - h



Talk about how

ve helped us in the past.

Write a list
horses hel

like a horse? Write why you
why you would not like one.

Sample Book

Sample Book

Sample Book