


CONTENTS



Pages	Topics	Hours	Details
2-7	What we need to live	4	Different types of food; water; where water comes from; air; sunlight.
8-11	Myself and others	4	Friends; people at home and school; dealing with conflict and bullies.
12-16	Everyone is special	6	People are similar and different; things that help people; caring for people with disabilities; I can be a hero.
17-20	Healthy living	4	Protecting food we eat; simple ways of purifying water; things that harm us; good habits.
21-26	Seasons	6	The four seasons; how seasons affect us; how seasons affect growing things; how seasons affect animals.
27-31	Animals	4	Farm animals- types and uses, wild animals - types and camouflage.
32-34	Animals that live in water	4	Salt water animals and creatures - the sea and rock pools Fresh water animals and creatures - dams, ponds, lakes and rivers
35-37	Animal homes	4	Animals that make their homes; animals that find a home; animals that carry their homes.
38-40	Soil	4	Different soils; creatures that live in the soil; soil for growing plants; the value of growing plants.
41-47	Transport	6	What transport is; road transport; rail transport; air transport; water transport; uses of different types of transport.
49-53	Road Safety	4	Rules for pedestrians; rules for cyclists; rules for passengers; road signs for pedestrians and cyclists; scholar patrol; how traffic officers help us.
54-58	People who help us	4	In our community; how different people help us; how I ask for information and assistance; how I ask for help in an emergency.
59-62	Our Country	4	South Africa; our flag; South African National Anthem; symbols (optional)
63-71	Ways we Communicate	6	Speaking; reading; writing; listening; looking
72-74	Life at night	6	Things I do at night; people who work at night; night animals
75-80	Religious and other Special Days (2 hours per term) Own work		

For the FACILITATOR

This book conforms strictly to the CAPS syllabus. Worksheets and activities are provided for each topic and sub-topic. Read through the sentences, stories and activities with the learners and complete some of the work together. Worksheets can also be completed independently or as homework. Role-play and group work adds interest and variety and can be incorporated into your lessons.

Due to the variety of cultures, religions and celebrations, we have left it up to the facilitator to choose their own Religious and other Special Days activities.

Use the pages provided at the end of the book for that work or make a separate booklet.


Alternately you can purchase a range of charts or a pack of worksheets covering a variety of Religious and Special Days from the Depicta website under Life Skills - Charts; and/or Digital products.

www.depicta.co.za

Date: _____

Different types of food

We need to eat different types of food to stay healthy, to grow and to have energy.



Food for


Food for

Food for

Write these words on the lines underneath the correct pictures.


health growth energy

What would you like to eat for dinner? Draw at least one food from each box on this plate.



Date: _____

Water



Draw a circle around the plant that has not had water.








How do you know? _____

Every living thing needs water to survive. **DO NOT WASTE WATER!!**

Are these sentences TRUE or FALSE?

Write T for True and F for false in each block.




We should drink 6 - 8 cups of water every day.	<input type="checkbox"/>	
You lose water from your body when you sweat.	<input type="checkbox"/>	
You should not drink water after you have exercised.	<input type="checkbox"/>	
Rocks and stones need water.	<input type="checkbox"/>	
Animals need water to live.	<input type="checkbox"/>	
Some animals live in water.	<input type="checkbox"/>	
Our cars need water.	<input type="checkbox"/>	
Plants need water to live and grow.	<input type="checkbox"/>	
We would still have fruit and vegetables to eat if there was no water.	<input type="checkbox"/>	
We need water to clean our belongings and ourselves.	<input type="checkbox"/>	
Water can not be frozen.	<input type="checkbox"/>	
Water can evaporate into steam.	<input type="checkbox"/>	
You can not pour water.	<input type="checkbox"/>	

Date: _____

Water and where it comes from

Talk about the different labels and where our water comes from.
Talk about how we get the water in our homes.

Draw lines to join the labels with the correct parts of the picture.



snow

rain

water storage tower

dam

river or stream

lake

water pipes

tap

windmill

underground water

Date: _____

Air








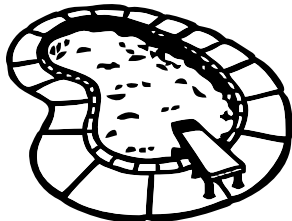



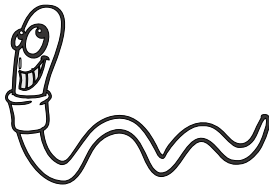
Can you solve this riddle?

You can't see me, but
I am all around you.

All living things need air.

What am I? _____

Look at the pictures and colour
only the things that need air to live.




Date: _____

Air

Talk about how important clean air is and

an.



Write down a list of _____ (at the picture for help)


What

air that has been polluted?

Sample Book

Date: _____

Sunlight



Plants need me to make food.

People and animal eat the food for



Fill in the missing

I provide her

Plants need

If I stop

I wa

I c

N

tly at me.

if you do not protect yourself.

protective clothing and use

umbrellas

Sample Book

screen

lifeless

look

burn

weather

the box.

become a

ice coated rock.

Date: _____

Friends

Cross out or draw a line through all the words that you do not think should be in a list of qualities of a friend. The words that are left will be the qualities of a friend.



Quality



with you



truthful

no

you



at you

you



and your back

when you are sick

you

honest

plays with you



lies to you

Sample Book

Date: _____

People at home

How do I behave at school and at home?
 How can I change my behaviour?

Write sometimes always or never

I help my parents at home.

I am kind to my family. _____

I am kind to my friends _____

I listen to my friends. _____

I play with children _____

I tease or hurt children _____

I lie to my family _____

I share with my friends _____

I respect people _____

Write only good qualities.

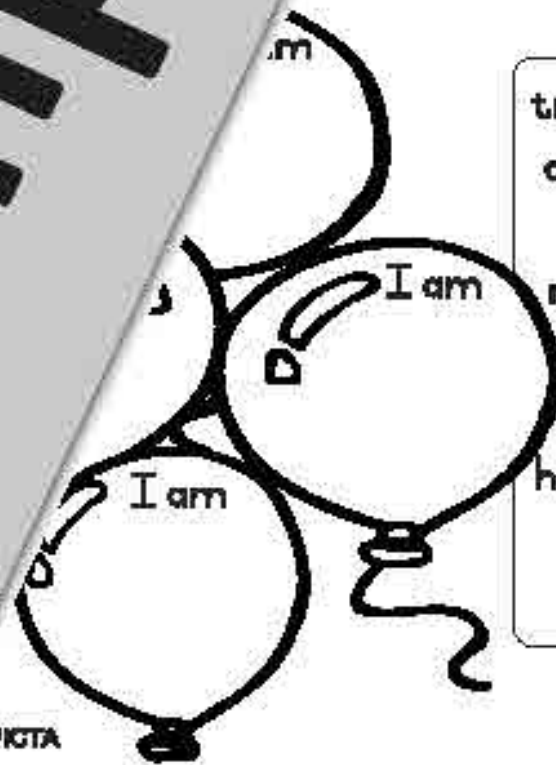
There are so many balloons.

Write some of your own.

Write some of your own.

Sample Book

- trustworthy
- considerate
- honest
- responsible
- kind
- friendly
- hardworking
- clever
- helpful



Date: _____

People at home
-dealing with

Conflict is a disagreement or
It does not have to be a bad
lead to change and new or

People often make conf

behave.

- X Cross the boxes next
- ✓ tick the ones that st

ict worse and

- | | |
|--------------------------|------------|
| <input type="checkbox"/> | Talk unkin |
| <input type="checkbox"/> | Call the |
| <input type="checkbox"/> | Shout |
| <input type="checkbox"/> | Kick |
| <input type="checkbox"/> | Dar |
| <input type="checkbox"/> | L |
| <input type="checkbox"/> | |
| <input type="checkbox"/> | |
| <input type="checkbox"/> | |
| <input type="checkbox"/> | |

Sample Book

son.

ig-

way.

onflict and what we can do.

ne where conflict happens.
ning that really did happen.
happened and then change the
t could have happened.




Date: _____

Things that help

Write the names of the things that help people with disabilities. Draw lines to the middle box.

hearing aid contact lens

walking frame crutches



Sample Book

people
blind
y can
walk
ne.

Date: _____

Caring for people with disabilities

A disability may make walking, touching or communicating difficult.



Write one sentence saying what a person with a disability mentioned below.

A blind person: _____

A deaf person: _____

Someone with a physical disability: _____

Someone with a mental disability: _____

_____ around properly and is alone

Sample Book

Date: _____

I can be a hero

Read this story and talk about who the superhero is and how you can be a superhero in everyday life.



Joe loved reading about how his superhero friends saved the world from building dragons and rescuing people. But Joe had little imagination.

After school Joe could not walk without his wheelchair.

When Grandma would visit school. Grandma was often left out by the other children.

One day when he visited the family bed, Mom said: "You are not a superhero in our kind of world. You are just a boy who is different."



Sample Book

Date: _____

I can be a hero

A hero is someone who has done
or brave. We can all be heroes
does heroic things. This hero
does simple acts of kindness

Tick the boxes that show qualities
ones that show what heroes do
Find out what the words mean



courageous	fearless	confident
humble	proud	is a bully
shows compassion	selfish	selfish
vain	impatient	impatient
liar	kind	determined
truthful	sacrifices	friendly
mean	keeps promises	keeps promises

Sample Book

Choose a hero this week and practice it.


Name: _____

Focus on a different quality every week.

Date: _____

Protecting food

Talk about all the places in this kitchen
 Draw circles around all the things that
 do to protect your food from flies, an



Sample Book

Date: _____

Simple ways

Contaminated water can carry
of diseases that can make
If you are not sure if the
or where it came from
You can use one of the

Draw lines to join the correct picture

The simplest way is to boil
water for at least 1 to 3
minutes.
Let it cool before drinking.

OR

Buy water purification
drops and follow the instructions.

Use a plain household
bleach with 5% sodium
or chemical hypochlorite.
Hypochlorite is the active ingredient.
active ingredient in
to about 1/8 teaspoon per liter.
Stir it well.
least 30 minutes.
If it is cloudy, let it settle
drinking water.

Sample Book



...ved by filtering the water
...ean cloth.

...with chemicals or
...taminants, you cannot
DRINK IT!




...
purify

Date: _____

Things that h

Help Smart Sam make the right choice in the maze.



Sample Book

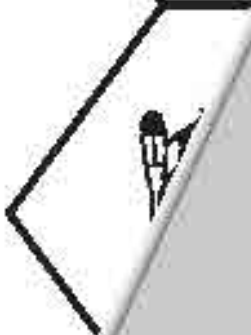

These habits can harm you:
alcohol or smoking.

One of the habits and then one person
at tell the class what they found.

Date: _____

Good habit

Draw a cross through bad habits and color

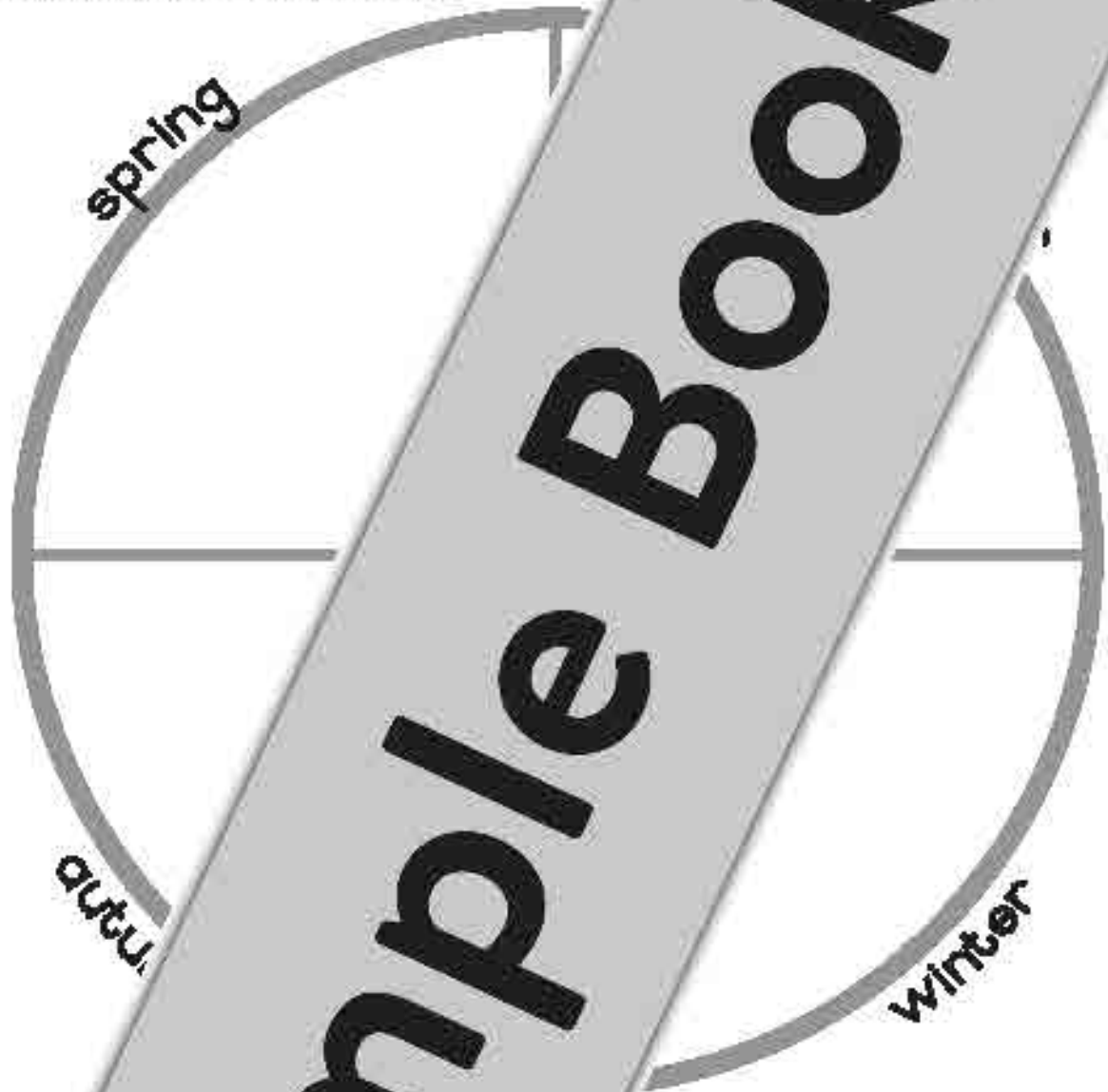


Sample Book

Date: _____

The Four Seasons

Draw a picture for each season.



Sample Book

Write the

in sentence.

Some
fall

T

New birds

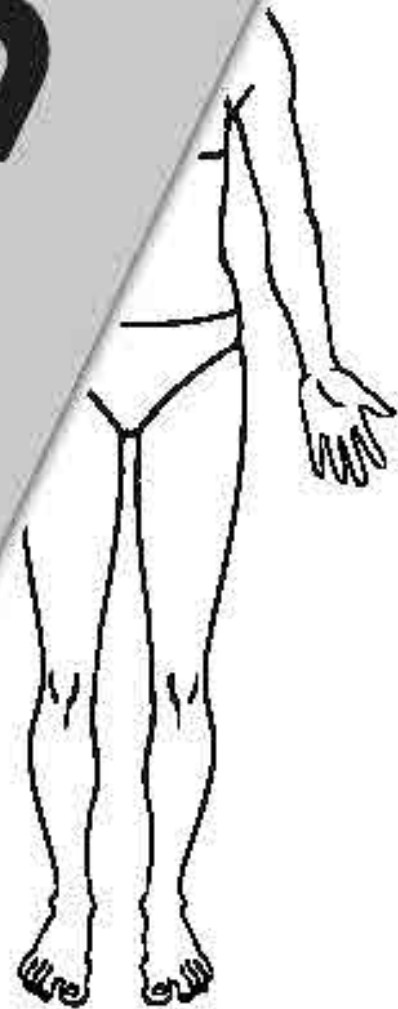
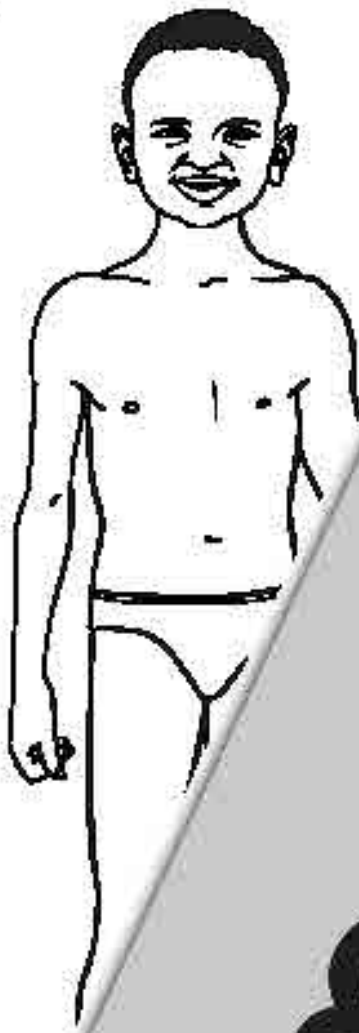
come out.

Date: _____

How seasons

Draw 4 or more items of winter clothing

Draw 4 or more items of summer cloth



Sample Book

ant types of clothes?

Date: _____

How seasons

Draw lines to join the pictures (dots) with

longer days



Sample Book

Date: _____

How seasons affect plants

- We sow, harvest and grow plants according to the seasons.
- Different plants grow better in different seasons and in different parts of the world.
- Some flowers grow and flourish in summer, others in winter.
- Some plants like cold weather, others like hot weather.
- Some plants like lots of rain, others prefer less rain.



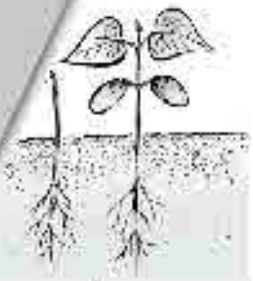
Look at the picture and write down the name of the plant.

Season: _____

Plants in this season: _____

Write down the names of the plants that are in season now.

hot



now and








Sample Book

It is best to buy vegetables and fruit in season or not. Why? Do you always get the fruit and vegetables in season? Why or why not?

Date: _____

How seasons are _____

Spring	September	October
Summer	December	January
Autumn	March	April
Winter	June	July

Vegetable		Sow	
Beetroot		Mar	
Maize (corn)		Oct	ch
Broad beans		F	st
Cabbage			Oct
Cauliflower			Nov
Peas			Sept - Sep
Lettuce			June - Sep
Carrots			June - Oct
Tomato			Aug - Oct
Strawber			May - Sep

Look at th

questions.

Name _____

1 autumn and winter.

Na _____

art harvesting in winter.

ant tomatoes?

u pick cauliflowers?

Sample Book

Date: _____

How seasons change

Choose the correct season names and write them in the boxes.

Winter

Autumn



Many animals change their behavior depending on the season. Dogs and cats _____.

_____ depending on the seasons.

Complete the sentences.

_____ seasons.

Birds build their nests _____.

Birds migrate _____.

Farmers start _____.

Some animals _____.

Many animals _____.

Animals _____ when _____.

Some _____.

_____ squirrels, start storing food in _____.

Write about hibernation or migration and or migrate. Then tell the rest of your class.

_____ about hibernation or migration and or migrate. Then tell the rest of your class.

Sample Book

Date: _____

Farm animals

Farm animals are animals that are used for food or other products. They can also be used to generate income to help with farm operations.

Colour the blocks yellow that are farm animals - females, males and both.



dog	giraffe	sheep
cow	camel	turkey
rabbit	rat	peacock
duck	cricket	lamb
goat	hen	ewe
rooster	calf	piglet
bunny	stallion	mare

Sample Book


letter

coloured will form the shape of a capital letter? _____

Date: _____


Farm animals

Draw lines to join the farm animals (in t/ for (in the blocks).




white meat
eggs

income
riding
racing



Meat
ba
p

meat
milk
leather furniture
and clothes




Sample Book

Date: _____

Wild animals -

Colour over the bushes as many hidden animals as you can find.



WH-82-E

COPYRIGHT DEPICTA

Date: _____

Wild animals - _____

Animals in the wild need to survive. They do this in different ways and one way is called camouflage. Some animals allow them to blend into the bush, so they can hide.

Tick each animal on the picture and then tick

- elephant
- leopard
- zebra
- hippopotamus
- lion

<input type="checkbox"/>	<input type="checkbox"/>	<input type="checkbox"/>	<input type="checkbox"/>
--------------------------	--------------------------	--------------------------	--------------------------

monkey

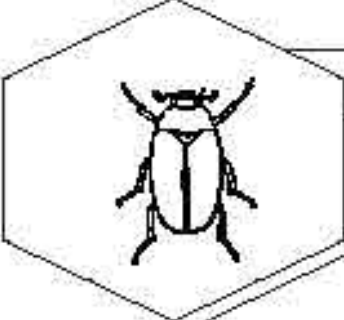
Sample Book

Date: _____

Fresh water

Find the animal names in the picture and write those names on the lines. Write the correct fresh water animal names.





water
beetle

Fresh water
live in

dry



cod

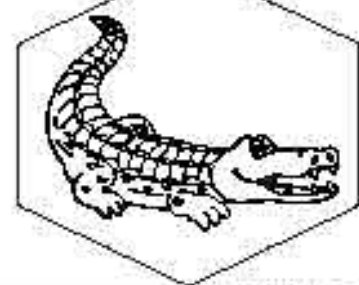
Animals need to
live in rivers.

tadpole

hippopotamus



frog



Sample Book


Date: _____


Salt water


Write the names of the salt water animals on the lines in the blocks. Choose from the names going down the middle of the page.


Sample Book


_____ 


_____ 

_____ 

_____ 

_____ 

_____ 

_____ 

Date: _____

Salt water and

Colour the blocks green that name a fresh water animal and blue if they name a salt water animal.

crayfish	goat	shark
mussel		sardine fish
Jellyfish		frog
seahorse	starfish	tadpole
turtle	dragonfly	whale

Sample Book

Date: _____

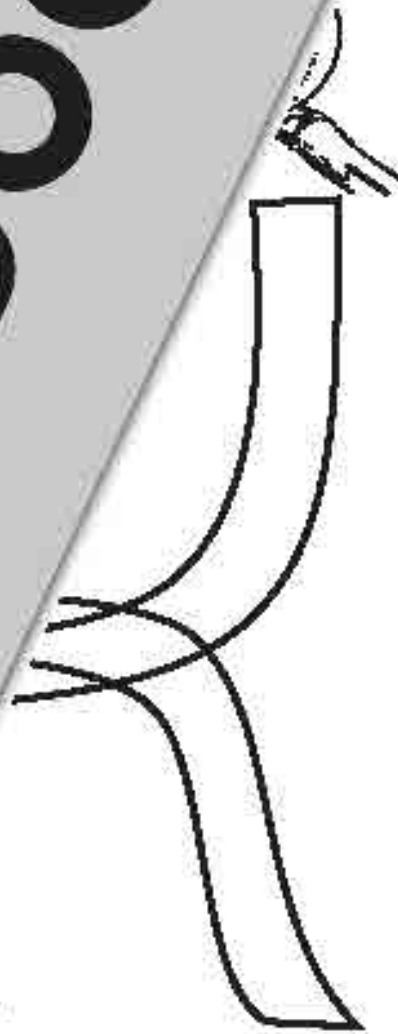
Animals that

Help each animal find the home they made
colour. Write the names of the animals in the boxes.

ant



spider



Sample Book



anthill



web


Date: _____

Animals that

These animals look for homes. Each type of animal has a home. Write the letter of the home in the block next to the animal that uses it. Some animals may use the same home.







Sample Book

under rocks,
holes or
burrows

under
woodpiles,
sheds, decks
and rocks

on hills; stones
or trees (to see
any danger)

Date: _____


Animals that




Would you like to carry y

Animals with soft bodies carry
Their homes are called shells.

These animals have lost their
Can you put them back by dr



crab



tortoise

Sample Book

Date: _____

Different soils

Soil is a mixture of pieces of rock, decomposed matter, water and air. Soil is vital for life.

Outdoor

Dig a deep hole.
Can you see different layers?



Take a handful of soil.

gritty

loamy

(in a box)

sticky

clayey

Place a handful of soil in a sieve.
After shaking, what is left?

What is the sieve?

Draw a picture of the soil you have.

Sample Book



Date: _____

Creatures that live in or on the soil

These creatures live in or on the soil. Fill in the word boxes.
There are clues to help you.



snail



frog



mole



spider




m



One creature lives in the soil.
Find which word box it fits into.
Write its name in the box.

Sample Book



slug



centipede



beetle

mole

Date: _____

Soil for grow
the value of g



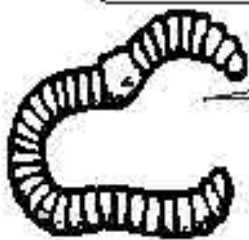
COMPOST



Talk about what type of s
vegetable garden.
Colour the box with the

loam

use.



Did v
you

fibre used to make
duced by soil.

Did you know - one of
things than what liv

living
and



Reasons to r

ables:



omicals

ritious.
carbon dioxide

to detox

your plants and
able to eat them.



Grow herbs
and veggies
in the:

- garden
- pots
- containers
- windowsills

Sample Book

Date: _____

What transport

Help Thabo and Lerato choose a type of transport for each of the places. Draw lines from the type of transport to the place. Choose only one type of transport for each place before you draw the lines.

Transport is to take or carry (people or goods) from one place to another using a vehicle, aircraft, or ship.

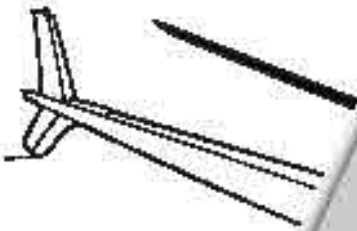




Sample Book

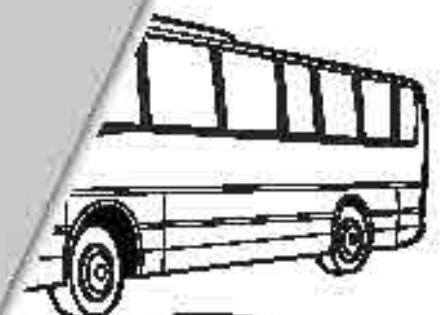
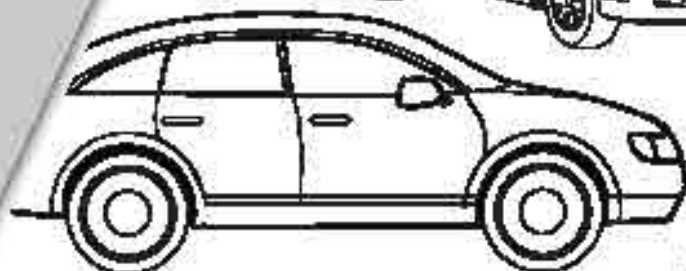
Date: _____

Road transport

Colour the transport that can ONLY be used on roads.

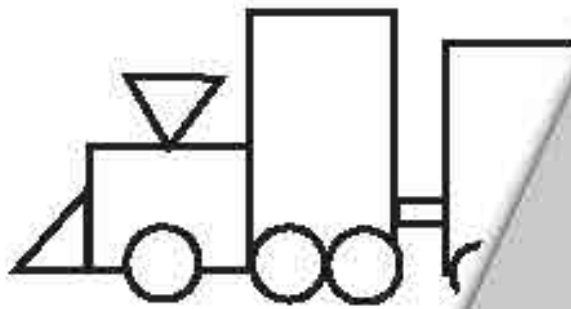


Sample Book



Date: _____

Rail transport





Cut out the shapes and build a train.
Glue it onto a separate piece of paper.
What will you transport?

Sample Book

Cut this out on the lines below. Glue onto a separate piece of paper.



Use the shapes to make a train.
Now the train looks like this.



Sample Book

Date: _____

Air transport

Draw lines from the shadows to the types of air transport.



parachute

spacecraft
























aeroplane

Sample Book

Date: _____

Water transport

Cross out two pictures in each row that do not match the beginning of the row.

Sailing for fun.			
A holiday on a ship.			
Rowing in a lake, dam or river.			
Carrying cars and people across water.			
Carrying soldiers and supplies.			
Carrying goods.			
Carrying goods.			

Sample Book

Date: _____

Uses of different

Colour the circles (words) that can be used in the following situations.
e.g. Can a sheep go in a car? pets? people?

<p>sheep</p> <p>people</p> <p>cars</p>	<p>pets</p> <p>train</p> <p>helicopter</p>
<p>boxes</p> <p>man or lady</p> <p>bicycle</p>	<p>babies</p> <p>fish</p> <p>man</p> <p>at</p>
<p>baby</p> <p>air</p> <p>Spd</p>	<p>luggage</p> <p>air hostess</p> <p>plane</p>
<p>for</p>	<p>tourists</p> <p>car</p> <p>injured person</p> <p>helicopter</p>
	<p>cars</p> <p>cargo</p> <p>fuel</p> <p>passengers</p> <p>ship</p>

Sample Book

Date: _____

Rules for pedestrians

Fill in the missing words. Choose from the words below. Some words can be used more than once.

pedestrian crossings	Inter	tion
left	run	stop
	b	ffic

Look _____ look _____ again before crossing a road if the traffic is clear.

Listen for _____

Always wear _____ clothing.

Walk on the right side of the road facing oncoming traffic so that you can see cars and trucks. Stay as far to the right as possible from the curb.

Walk, don't run, on the sidewalk.



Wait until the traffic is clear when possible to cross the road.

Ca

STOP OR GO

Be careful.



Means _____


Means _____

Sample Book

Date: _____

Rules for cyclists

Read the rules for cyclists then draw a cyclist who is not obeying the rules or not wearing a helmet.



Sample Book

Date: _____

Rules for passengers


Colour the small box green if it is the correct behaviour and red if it is not.

Fill
y
o'













Sample Book

_____ of the
_____ are driving.

_____ am in the car.

_____ ngs out the car

_____ games with someone
_____ le we are in the car.

_____ keep my windows closed
_____ when we are travelling.





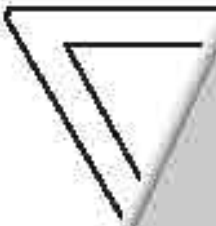




*I _____
_____ lock the car door when
_____ getting into the car.

Date: _____

Road signs for _____

Colour the signs then write the number blocks in each picture. Make sure you sign.

each

	<p>4</p> <p>1. Yield sign</p>	 <p>green</p>
	<p>2. Stop sign</p>	
	<p>3. No _____</p>	
	<p>4. No _____</p>	
	<p>5. _____</p>	

Sample Book

Date: _____

Scholar patrol

Scholar patrols help you to cross the road safely.



Unscramble the letters in the words below.

The scholar patrol member is a _____.

The scholar patrol member is a _____ who can help you to cross the road safely. (nec)

The scholar patrol member is a _____ who can help you to cross the road safely. (scos)

1. Write down the name of a scholar patrol member.

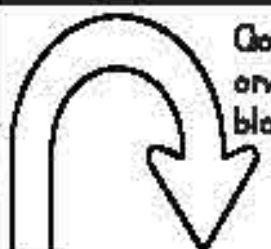









2. Write down what you should do when you see a scholar patrol member.

Sample Book

Date: _____

How traffic

GAME: Play with a friend and help the cars out of the traffic jam. Follow the arrows at the top. You need a dice and 2 counters. Put the counters on start. Take turns to roll the dice and follow the instructions written in each block. The winner is the first person to reach the end.

 Go back one block!	
Speeding! Go back two blocks! 	 Go back one block!
Stay where you are! 	Stay where you are! 
Move forward 1 block. 	 Miss a turn!
Move forward 2 blocks. 	Move forward 2 blocks. 

Sample Book

On a separate sheet of paper design a badge for a traffic officer.


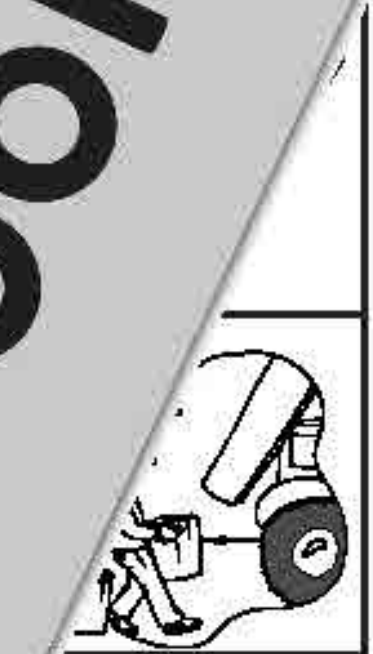
On a separate sheet of paper design a badge for a traffic officer.

Date: _____

In our community

Here are a few people in the community

Draw lines to connect
pictures of people to
their jobs.
Colour your pictures.



Sample Book

Date: _____

How different

There are many people who help us. I have helped you. Then choose one of the paragraphs saying who has helped you.



Sample Book

Date: _____

How I ask for help
and respond



PLEASE
THANK YOU



BE POLITE AND

KNOW YOUR WAYS.

Read these sentences and

ask for assistance.

INFORMATION



Look!
book please?

mom!

me where the teacher is?
teacher is!

know where the hall is.
explain where the hall is?

Sample Book

Date: _____

How I ask for help



- Speak clearly and slowly
- Give your address
- Give your name
- Answer questions
- Follow instructions

We often do not think of it as a good idea to cut out this page. It is a good idea to put it in a prominent place. Fill in your details.

a good idea to put it in a prominent place. Fill in your details.

10111 Emergency
Police

112

101

Mr



Childline

South Africa

08000 55 555



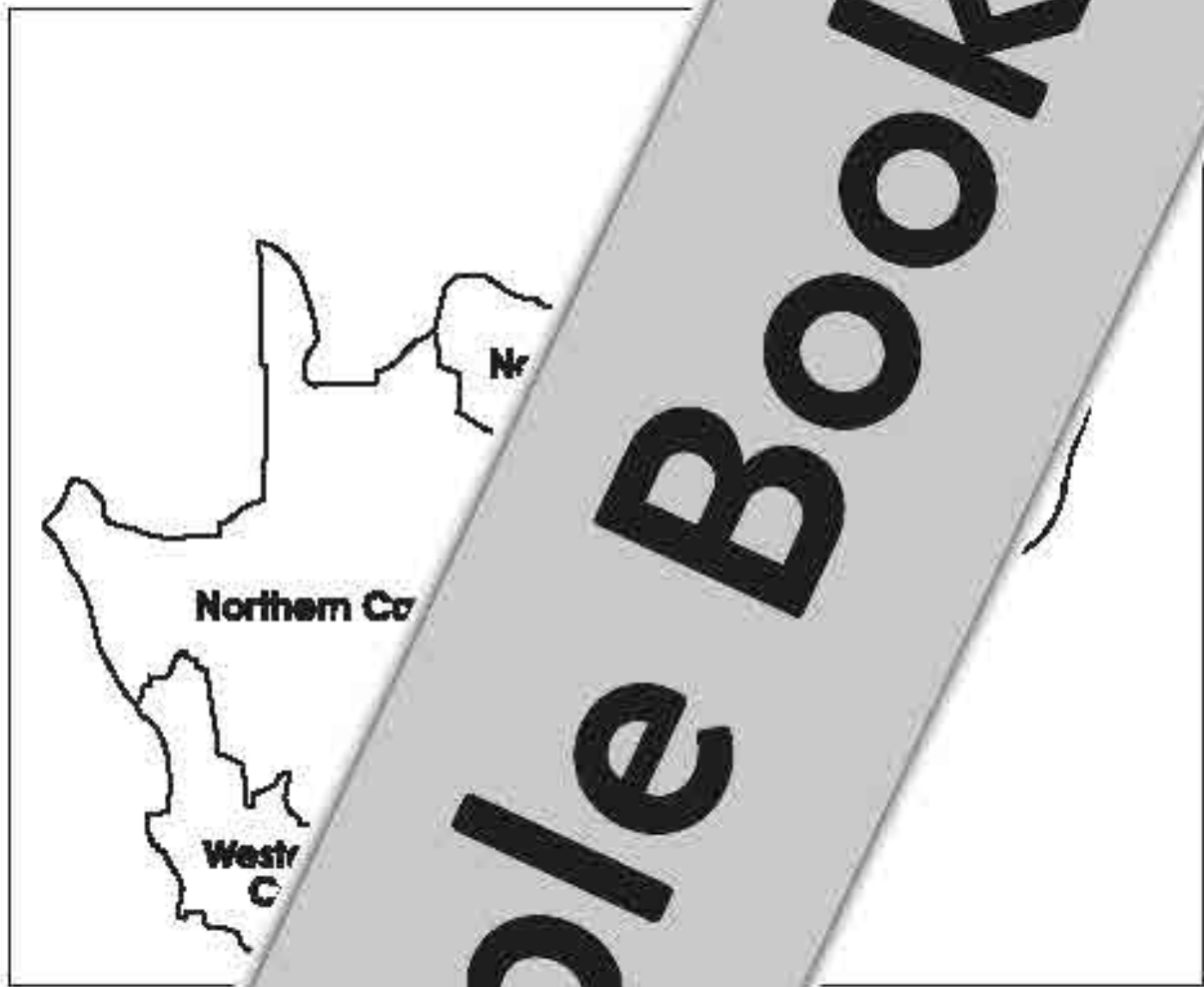
SECURITY COMPANY

Sample Book

Sample Book

Date: _____

South Africa



South Africa is _____ inches.

Which is the largest? _____
Find the smallest? _____
_____ the map and colour it.

Which is the largest? _____

Which is the smallest? _____

Which is the largest? _____

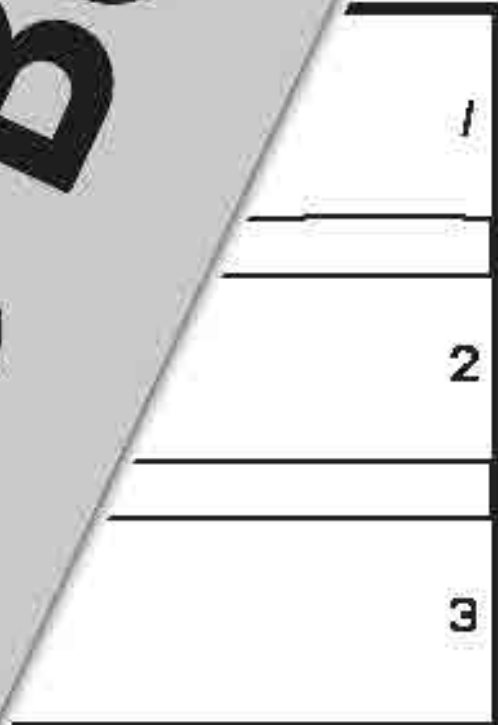
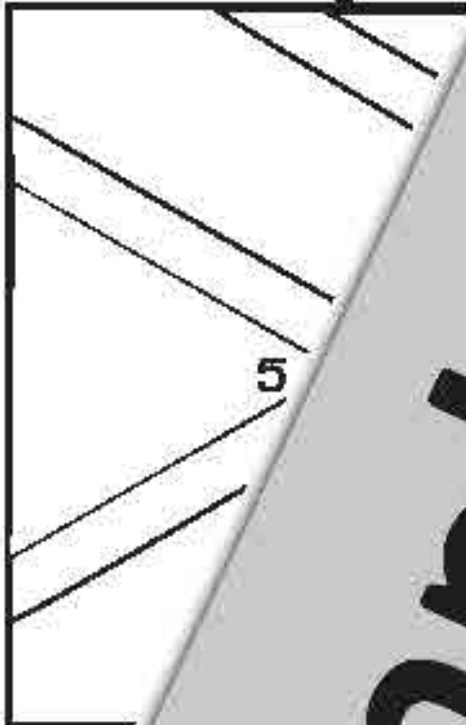
Date: _____

Our flag

Find and circle the South African flag.



Colour the flag:
1. red 2. green



A flag
It is
A fl

people of a nation together.
ant places.

seen a flag.

court buildings

starting event

navy ship

houses of parliament

Sample Book

Date: _____

South Africa

Decorate the

Nkosi sikelel' Afr
 Maluphakanyis
 Yizwa imithar
 Nkosi sikelel
 Thina lusaf

Morena
 O fedis
 O se t
 Seth
 Set
 Sr

ho,

mel,
 see,
 ytes
 woord gee,

come together,
 all stand,
 strive for freedom,
 ca our land.

Sample Book

Date: _____

South Africa
optional add:

Colour the pictures and write these r



gajoen blue crane real yellowwar



NATIONAL FLOWER



NATIONAL BIRD



NATIONAL ANIMAL

Sample Book

Date: _____

We use different ways to commu-
 use more than one at a time. D
 to the different parts of the p
 of communication. You can c
 from the type of communic
 the picture.

speaking

looking

reading

writing


listening

Cho
 on

and write on the line which
 one you cared about them.

se if you wanted to complain about

Sample Book



Date: _____

Speaking

Talk about why speaking is an important skill.

Underline the words that show how you communicate.

phone a friend
 complain
 watch TV
 explain
 sing
 write letters
 poem

What do you think the person is doing in the picture?




Who is speaking?



Sample Book

Date: _____

Speaking



Choose ONE of the pictures and describe to the lady or what the teacher is saying to A or B to start.

Choose ONE of the pictures and describe to the lady or what the teacher is saying to A or B to start.

Write a short speech to the class.

Sample Book

Date: _____

Writing

Talk about why writing is an important way to communicate.



Underline
how you

every

information

letter

a card

Internet

invitation

text

sending a text

talking

You are going to
see your friend
you. Do not forget
Write what you
are going to say

asking them to meet

Two large rectangular boxes with rounded corners and horizontal lines, intended for writing a response.

Sample Book

Date: _____

Writing

Decorate and write a thank you card to someone who helped you with something. Include their name, your name and what you are thanking them for what they helped you with.

Sample Book

Date: _____

Reading

Talk about what this sentence means.

"Reading is important because
the building blocks of life. Reading
is non-negotiable in life."

Underline the sentences that are
and circle one sentence that is

Study your school work.

Increase your knowledge.

Read your messages.

Read a recipe.

Read instructions.

Read how-to books.

Read history.

Read

Read

Read

Sample Book




ing.

ards.

book.

ng.



Date: _____

Reading

Read the advertisement. What d

Write an interesting name fr

Melt

Tir


rel

nie box.

Sample Book

Date: _____

Listening



How do you
listen?

How do you show you
understand?
Tick the sentences with
crosses next to the

- Look at
- Do not
- Pay
- Look
- T
-
-
-

contact.

words.



question.
who are talking.

Listen

about what you heard.

Sample Book

Date: _____

Looking

Look at these faces. What feelings or
Draw lines to join the correct faces



Sample Book

In pair

Take
mov
look
y

er says something by
aking a sound. You must
then say out loud what

ups or as a class)

the


ures (movement of the hands or
idea or feeling).

Date: _____

Things I do at night

What do you do at night? Number the steps in the order you get ready before bed. You work backwards from number 7 (write 7 in the box).

Sample Book



Date: _____

People who w

Talk about jobs where people work at
class if you would prefer to work di
If any of these people below work

teacher



anager

dentist



nurse

doctor



police or
security
officer

sportsr



pilot



secretary
office
worker



fireman

Sample Book

Date: _____

Night animals

Night animals are called

m	o		
l			

h	

Fill in the missing letters to complete a word, draw the animal, and then colour it.

Once you have filled in the missing letters, draw the animal and colour it.

Sample Book



skunk

hamster

porcupine



Sample Book

Sample Book

Sample Book

Sample Book

Sample Book

Sample Book