

# NOVAH SHARED DESK

## Assembly Instructions

Thank you for your purchase

Please follow the instructions for correct assembly



## Hardware Supplied

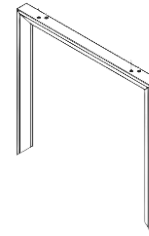
Below parts may vary:



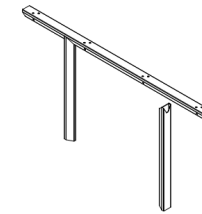
A- Bolts



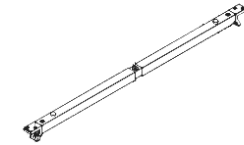
B- Screws



1 - Side Leg



2 - Middle Leg



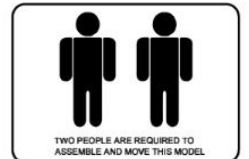
3 - Beam

### Pod Components-

2 Person Pod - x2 Side Legs x4 Beams

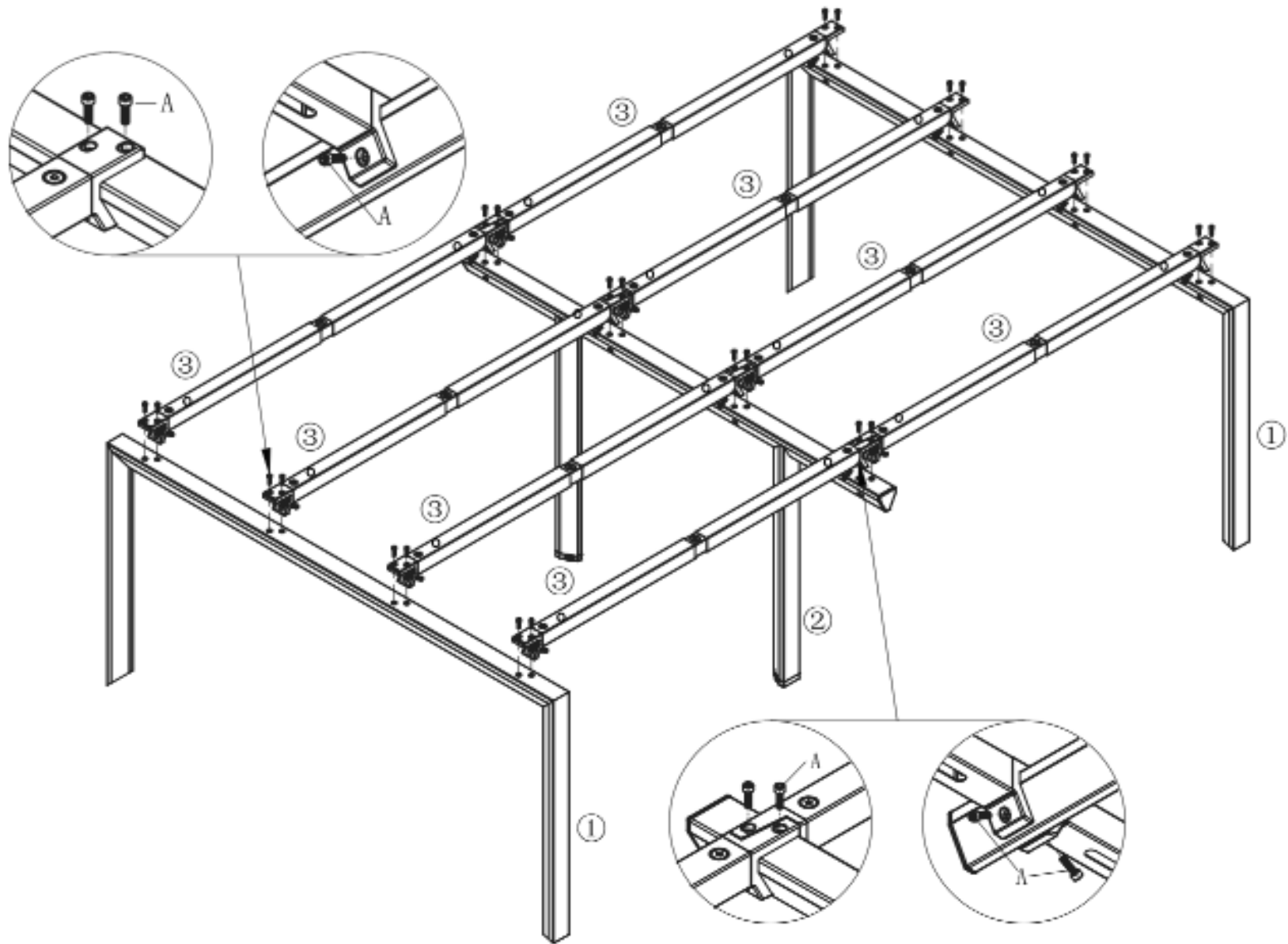
4 Person Pod - x2 Side Legs x1 Middle Leg x8 Beams

6 Person Pod - x2 Side Legs x2 Middle Legs x12 Beams



*You will need a drill to assemble this unit*

# Step 1



## Step 2

Stretch the frame to the length of the desktop. Fasten bolts(A).

Use screws (B) to attach frame to the desktop.

