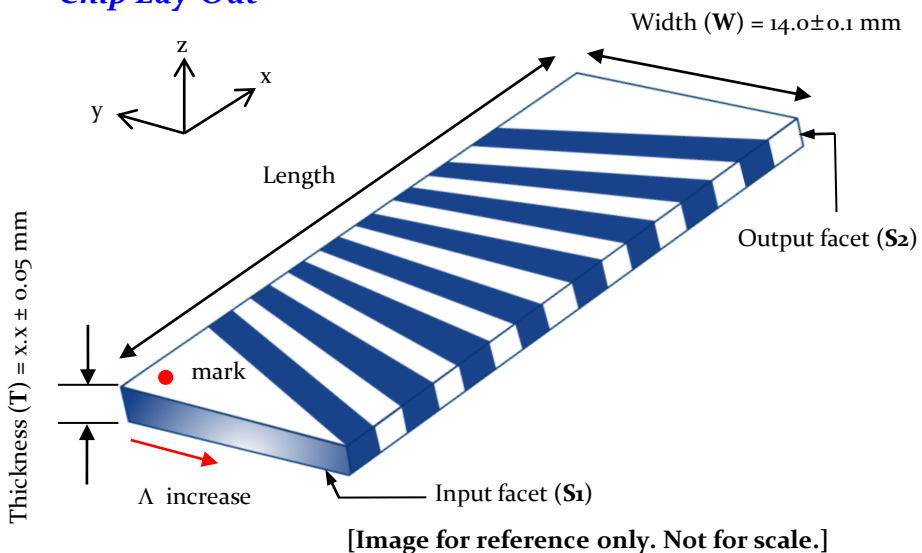


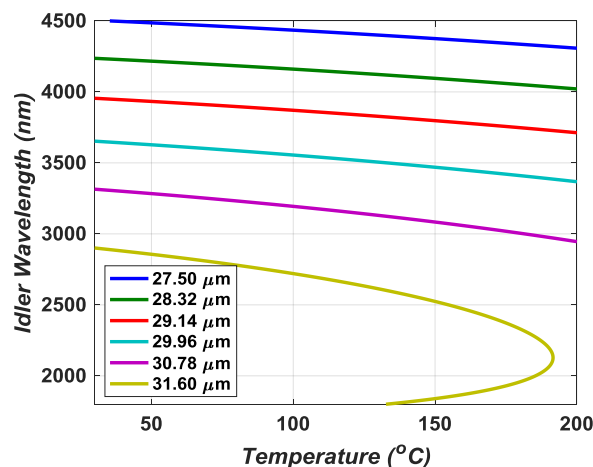
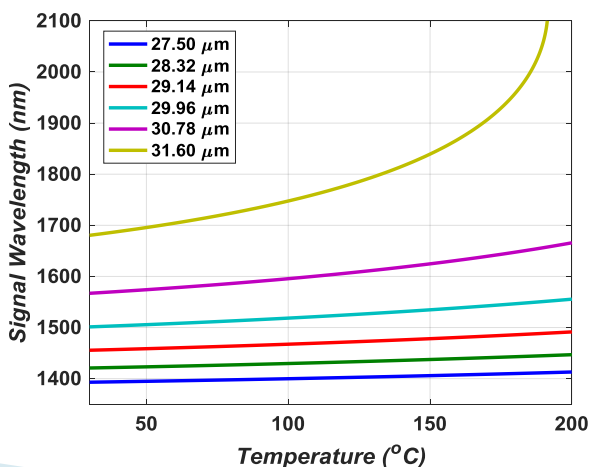
- Chip Lay-Out



Items	Properties	Inspection
Material	5 mol.% MgO:LN	NA
Period (Λ, μm)	27.50~31.60	Microscope
Main Function	Optical Parametric Oscillator	NA
Parallelism/Perpendicularity	≤5' / 21'	Autocollimator
Flatness	≤λ/6 (λ=633nm)	Interferometer
Scratch/Dig	≤20/10	Microscope
Optical coating (S ₁ /S ₂ facets)	S ₁ /S ₂ @1030~1080 (R<1.0%) /1380~1800 (R<1.0%) /1800~4500(R<5%) nm	Spectral Analyzer
Aperture Size	14.0 x 1.0 mm ² (W x T)	Cutting Machine
Available Length	1.0 +/- 0.1 mm	
Clear Aperture *	≥80% (T), ≥ 10.9 mm (W) * ₁	NA

*₁ Poled fan-out grating width =10.9mm

- Phase Matching Tuning Curve



Photonic Solutions Ltd
 Tel: 0131 664 8122
 Fax: 0131 449 7301
 Email: sales@photronicsolutions.co.uk
 Web: www.photronicsolutions.co.uk