


Preflight

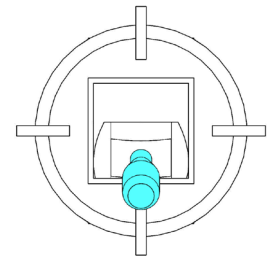
1. Always wear safety glasses.



2. NEVER operate without the safety ducts.



3. Left stick fully down




4. Set flight mode



5. Power on transmitter



6. Connect charged battery



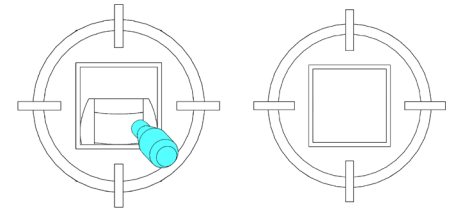
7. Place at Launch point



8. Check for solid blue LED GPS Lock, step back to safe distance



9. Hold left stick down and to the right until motors spin

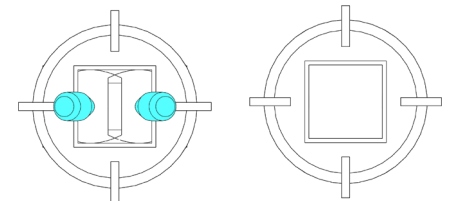
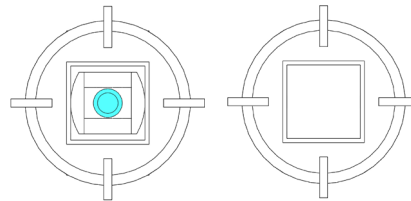
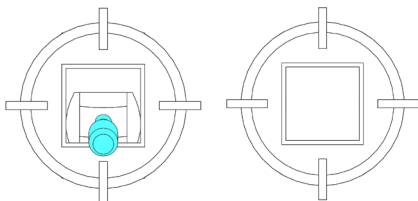


Flight

Raise left stick to take off and gain altitude

Set left stick to center to hover

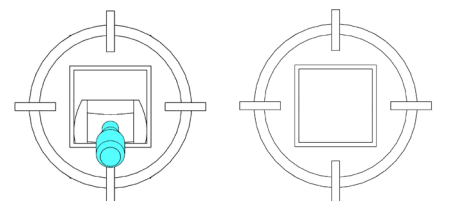
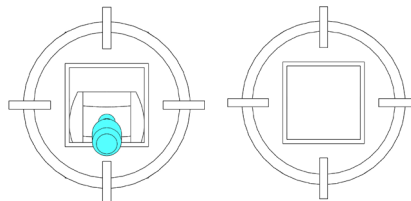
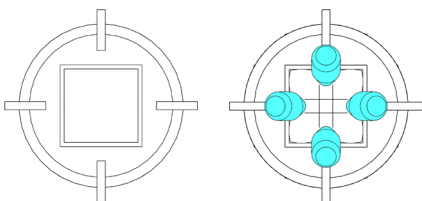
Move left stick left and right to rotate



Use right stick to fly forwards, backwards, left and right

Lower left stick to descend

Set left stick fully down to land when near the ground



Postflight

1. Hold left stick down and to the left until motors stop

2. Disconnect the battery

3. Power off transmitter

