





# Work Table Project Instructions




**Step 1:** Prepare blueprint on foam core board with wax paper.

**Step 2:** Measure and cut all pieces using thick sticks or thin strips according to blueprint. Pin thick sticks of the table base in place.



**Step 3:** Use Elmer's Glue All to secure each joint of the table base. Secure each corner with a yellow triangle.

**Step 4:** Glue 4 thin strips together as shown to make a table top. Allow to dry one hour.



**Step 4:** Glue the remaining thick stick between the two sides of the table base as shown. Allow to dry one hour.



**Step 5:** Place the table top on the table base. Glue the table top to the table base. Allow to dry one hour.