



Bunk Bed Project Instructions




Step 1: Prepare blueprint on foam core board with wax paper.

Step 2: Measure and cut all pieces using thick sticks or thin strips according to blueprint. Pin thick sticks in place.



Step 3: Use Elmer's Glue All to secure each joint of the headboard and footboard. Secure each corner with a yellow triangle. Allow to dry one hour.



Step 4: Glue one thin strip to the top horizontal beam of the headboard and footboard as shown. Glue this thin strip directly inside of the side posts. Repeat by gluing two more thin strips on the bottom horizontal beams. Allow to dry one hour.



Step 5: Evenly space the three remaining thin strips on the top and bottom horizontal beam of the headboard and footboard as shown. Glue in place. Allow to dry one hour.