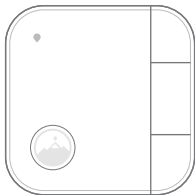




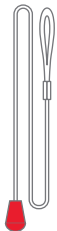
**fox&summit™**

**Wi-Fi Pull Cord Sensor**  
**FS-PCS200**  
Quick Start Guide

## What's in the Box



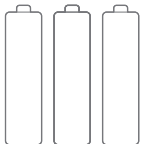
Wi-Fi Pull Cord Sensor



Cord



Quick Start Guide



3 AAA Batteries



Mounting Tape

## Safety Instructions

- Practice safe installation habits while installing the Pull Cord Sensor.
- Do not tamper with or make any modifications to your Pull Cord Sensor.
- Make sure you replace batteries with 3 new AAA alkaline batteries. Insert batteries in the correct polarity as shown inside the battery case.
- Properly dispose of old batteries in accordance with local regulations. Do not discard with any other household waste.
- Keep batteries away from small children and pets.
- Use only a dry cloth when cleaning your Pull Cord Sensor.
- Do not install your Pull Cord Sensor near any heat source or any home equipment that produces heat.

## Wi-Fi Operation Warnings

- Always check that your smartphone or tablet OS and FS Home App is running the most up-to-date version.
- Check that your Wi-Fi router is working properly and operates on 802.11b/g/n 2.4GHz with WPA/WPA2 encryption. The App does not support any other network encryptions.
- DO NOT use a 5GHz Wi-Fi network.

## Wi-Fi Pull Cord Sensor Installation and App Setup

1. **Download** the FS Home App  from the App Store or Google Play.



App Store is a service mark of Apple Inc.

Google Play and the Google Play logo are trademarks of Google LLC.


2. **Connect** your smartphone or tablet to the 2.4GHz Wi-Fi network you want to connect your Fox & Summit sensor to.



Your Smartphone



Your Wi-Fi Router

3. **Launch** FS Home App.
4. **Sign up** for an account or **Login** with your email or password.
5. Go to  **"Device"** and press **"+"** in the upper right-hand of the screen and follow the on-screen pairing instructions

#### To Pair New Device

Make sure your phone is connected  
to a 2.4GHz Wi-Fi network

Start

#### Wi-Fi NAME

••••••••



**Important:** Ensure that the network name or SSID is the desired network you want the devices to use. If it is different from your smartphone's Wi-Fi settings, please try to connect your smart phone with the desired network first.

6. Enter your Wi-Fi network password.

7. Open the battery cover by sliding the back cover to the right.



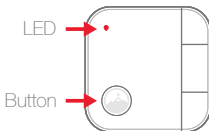
8. **Scan** the device QR-Code/UID below or on the device itself with your smartphone or tablet or enter it manually.



OR



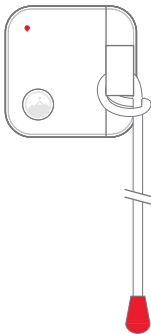
9. Insert 3 new AAA batteries. Make sure you insert the batteries in the correct polarity. Press and hold the round button until a tone is heard. If you do not hear a tone, look for the LED to turn **ON** for 2 seconds. The sensor will now enter "Pairing Mode".



10. Press "**Pair**" in the FS Home App within 10 seconds of hearing the tone or seeing the LED flash.

**Important:** When pairing is successful, a new device will be added to your Device page. If unsuccessful, repeat from Step 5 but there is no need to remove the batteries.

11. Install the Wi-Fi Pull Cord Sensor anywhere in your home with the included mounting tape.



## Troubleshooting

### 1. Pairing Unsuccessful

- a. Make sure that your smartphone or tablet is connected to the desired Wi-Fi network.
- b. Make sure that the Wi-Fi network your smartphone or tablet is connected to is a 2.4GHz network, not a 5GHz network. This is only necessary when pairing.
- c. Make sure that the Wi-Fi signal is strong at the desired installation location.
- d. Unplug or power down other Wi-Fi devices to minimize wireless interference during setup.
- e. Double check that you are entering the correct Wi-Fi network password.

### 2. Doesn't work properly | Signal Loss

- a. Check that your Fox & Summit device location is within Wi-Fi range.
- b. Depending on your device's location, using a Wi-Fi range extender may be necessary.
- c. Check that your Wi-Fi router is working properly. Consult the manufacturer of your Wi-Fi router for more information.

For more product help and support visit:

[www.foxandsummit.com/apps/help-center](http://www.foxandsummit.com/apps/help-center)



## FCC Statement

This device complies with Part 15 of the FCC Rules. Operation is subject to the following two conditions: (1) this device may not cause harmful interference, and (2) this device must accept any interference received, including interference that may cause undesired operation. Please note that changes or modifications not expressly approved by the party responsible for compliance could void the user's authority to operate the equipment. NOTE: This equipment has been tested and found to comply with the limits for a Class B digital device, pursuant to Part 15 of the FCC Rules. These limits are designed to provide reasonable protection against harmful interference in a residential installation. This equipment generates, uses and can radiate radio frequency energy and, if not installed and used in accordance with the instructions, may cause harmful interference to radio communications. However, there is no guarantee that interference will not occur in a particular installation. If this equipment does cause harmful interference to radio or television reception, which can be determined by turning the equipment off and on, the user is encouraged to try to correct the interference by one or more of the following measures:

- Reorient or relocate the receiving antenna.
- Increase the separation between the equipment and receiver.
- Connect the equipment into an outlet on a circuit different from that to which the receiver is connected.

--Consult the dealer or an experienced radio/TV technician for help.



CE marking on this product represents the product is in compliance with all directives that are applicable to it.



## Correct Disposal of this product

This marking indicates that this product should not be disposed with other household wastes throughout the EU. To prevent possible harm to the environment or human health from uncontrolled waste disposal, recycle it responsibly to promote the sustainable reuse of material resources. To return your used device, please use the return and collection systems or contact the retailer where the product was purchased. They can take this product for environment safe recycling.

## Battery Safety Information

**Caution:** Keep batteries away from small children. Risk of explosion if battery is replaced by an incorrect type. Dispose of used batteries promptly in accordance with local regulations.



**WARNING:** Cancer and Reproductive Harm -  
[www.P65Warnings.ca.gov](http://www.P65Warnings.ca.gov).



**WARNING:**

**STRANGULATION HAZARD:** Children have STRANGLED in cords. Keep this cord out of the reach of children (more than 3ft away).



**WARNING:** This device is only intended to notify if the cord is pulled. It will not prevent injury or death. This device will not call emergency phone numbers. Fox & Summit USA LLC is not responsible for any damage or injury.

