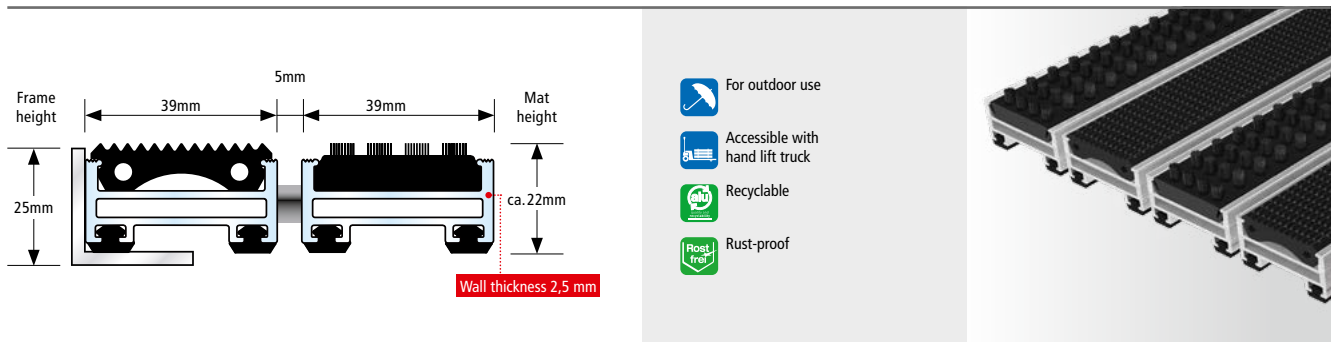


TOP CLEAN STABIL XL 22

Grooved Rubber + Cassette Brush

This Top Clean version provides superior load capacity and reliable protection against dirt and moisture for architecturally ambitious entrance areas. The 39 mm profiles are ideally suited for large areas. Thanks to its high load capacity, this system is an efficient, durable solution. The rubber and brush profiles as well as the scraper bars used feature anti-slip properties. Sound-absorbing, dimensionally stable, rollable and easy to clean. Available in any width and length. Special shapes at extra charge.



1

Zone 1: Coarse Dirt Collecting Area

2

Zone 2: Intermediate Zone for heavily frequented Entrance Areas

3

Zone 3: Fine Dirt and Damp Dirt Collecting Area

TECHNICAL DATA











Aluprofile	Warp resistant aluminium profile (alloy EN AW 6060)
Upper	Anti-slip Grooved Rubber (EPDM), with lengthwise and crosswise grooves, heavy-duty and UV-resistant conforming to DIN 7863 (German Industrial Standard) alternating with Cassette Brush made of robust, heavy-duty polyamide 6
Underside	Base of the mat is mechanically fitted with rubber inserts for anti-slip and noise reduction
Connection	Stainless steel wire rope V2A Ø 3 mm
Lock	Special threaded nipple with stainless steel screw (rust-proof)
Profile spacing	5 mm. Flexible spacers made of rubber
Profile width Grooved Rubber	39 mm
Profile width Cassette Brush	39 mm
Mat height	ca. 22 mm
Wall thickness	up to 2,5 mm
Weight / m²	19,0 kg
Max. profile length in one piece	300 cm
Max. weight in one piece	50 kg
Special shapes	Can be custom-made to your specifications (at an extra charge)
Mat division	Standard = as of a profile length of 300 cm or weight of 50 kg Mat divisions into a profile length and weight according to customer requirements are possible
Mat connectors	High-quality connecting elements made of V2A are mounted in the factory in the case of multiple-part mats



TOP CLEAN STABIL XL 22

Grooved Rubber + Cassette Brush

PRODUCT INFORMATION

Traffic¹⁾  strong	Suitability for wheels²⁾  1.600 kg	Static load³⁾  8.000 kg	Load per wheel⁴⁾  450 kg
Dirt absorption  medium	Moisture absorption  low	Slip resistance  Grooved Rubber R9 Cassette Brush R13	Fire behaviour  Grooved Rubber Cfl-s1 Cassette Brush Bfl-s1 (on request)
Warranty⁵⁾  5 years	Reach⁶⁾  REACH-compliant		
Suitability to cross over with	Wheelchair, Luggage trolley, Shopping trolley, Transport trolley, Lift trucks, Car		
Areas of application⁷⁾	<ul style="list-style-type: none"> • Object areas • Public areas • Private areas 		

ACCESSORIES


(for an additional charge)	<ul style="list-style-type: none"> • Mat frame • Dirt collecting trays • T-bars (for all multiple-part Top Clean mats without connectors)
----------------------------	--

SERVICES

(on site, for an additional charge)	<ul style="list-style-type: none"> • Building site advice • Measurement using digital measuring device • Fitting and laying service • Disposal of used mats • Repairs/replacement of insert types following wear • Cleaning
-------------------------------------	---

Grooved Rubber

Cassette Brush



Black



Black

1) Normal: used on foot up to approx. 2,800 times, medium: approx. 2,800 times or more, strong: approx. 5,100 times or more per day.
 2) When laid completely supported suitable for a customary lift truck (tandem rollers) up to the specified total weight.
 3) The static load tests to establish the load-bearing capacity of our entrance mats have been performed on a testing machine able to conduct tests with a load of up to 100 t, using a 10 x 10 cm (=100 cm²) pressure vessel. Mats with Brush Strips or Scraper Bars are only suitable for wheeled items to a limited extent. It is vital to avoid accelerating, braking or manoeuvring on the mats!

4) The specified loads refer to a polyurethane wheel with a diameter of 85 mm and width of 100 mm. When investigating our entrance matting systems, we simulated the point load that is applied to the mat by a single roller. To obtain the overall load, this value can be multiplied by the number of rollers that the means of transportation has.
 5) Production and material defect warranty. The warranty depends on the manner of application, installation, and regular cleaning and maintenance in accordance with our recommendations. All warranties are subject to our Terms of Sale and Supply.

6) The products do not contain, in a concentration of more than 0.1 %, any substances that are currently considered to be of very high concern (SVHC) and that are included on the candidate list.
 7) When assessing the requirements for a particular application, the performance features of the individual mat types should be taken into account.