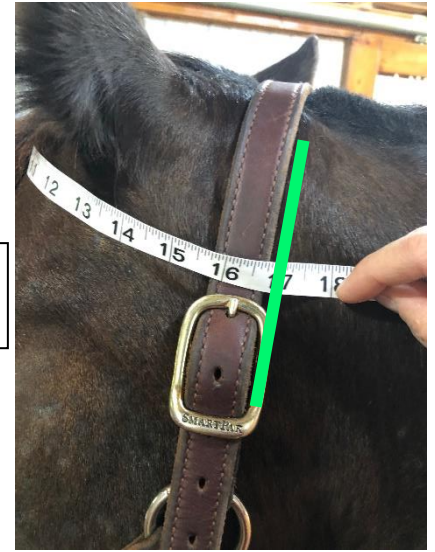





Throatlatch – Measure around the neck under the halter, use desired tightness.



Browband – Measure from **back of crown to back of crown.**



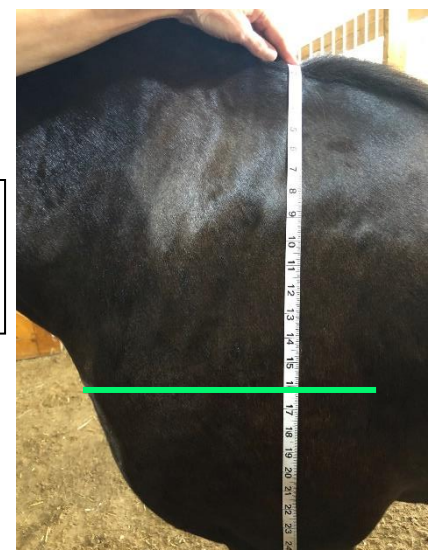
Bridle – Measure over crown corner of mouth to corner of mouth.



Noseband – Measure under the halter, around the nose 1-2 fingers below cheek bone.



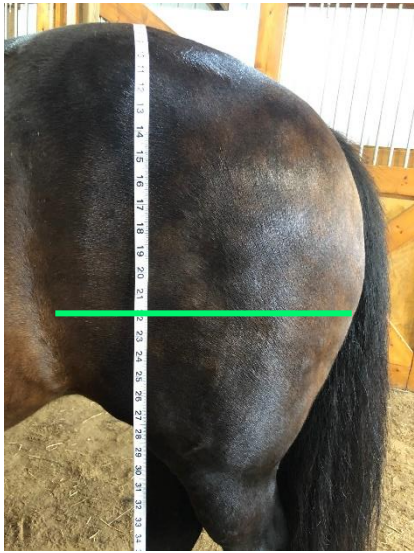
Cheek – Measure base of ear to center of eye.



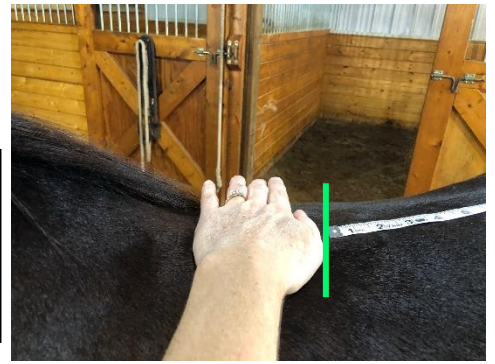
Neck Strap – Measure in front of the withers to below the windpipe, x2.



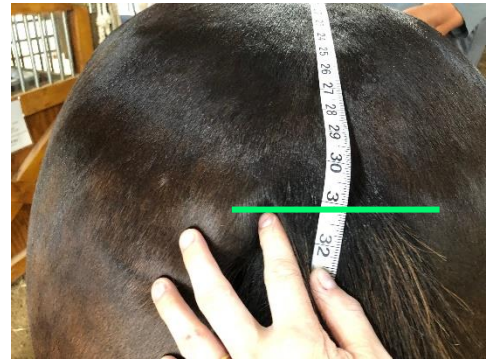
Girth – Measure around the horse behind the withers where the driving saddle sits.



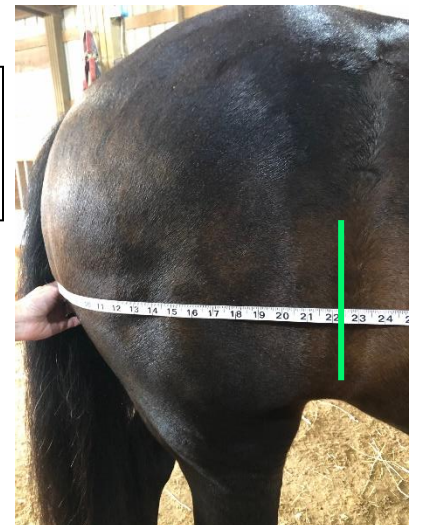
Back Strap / Turnback
– Measure from **behind the saddle** to the base of the tail.



Hip Strap – Measure from the spine at the top of the hips to **below the point of the buttock**, x2.




Breeching – Measure from center under tail to **swirl on flank**, x2.



Overall Body Length
(blanket measurement) – center front of chest to center under tail.

Breast Collar – Measure from center of chest to **just behind elbow**, x2.



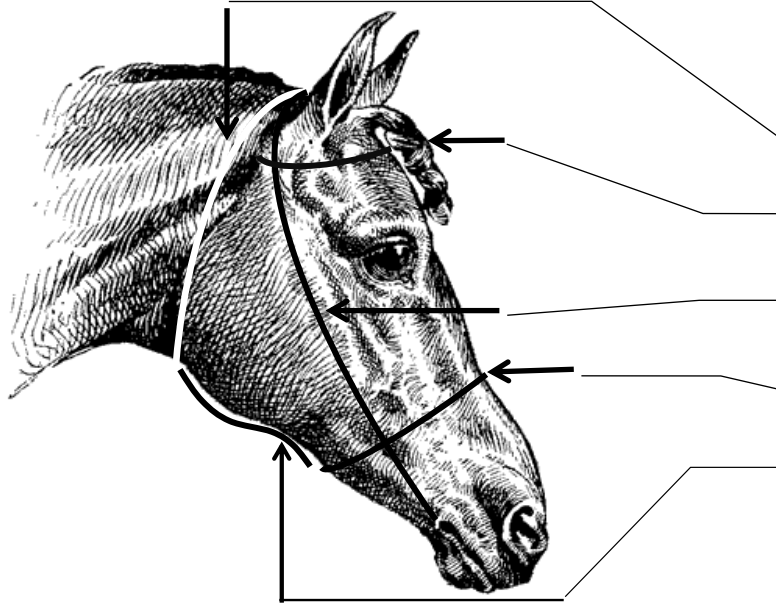


IVC Carriage

Owners: # U k
 E9432A South Ave • Reedsburg, WI 53959
 608-393-0598 • info@ivccarriage.com

IVC Carriage Harness Measuring Chart

Measure using inches, in 1/4", 1/2", 3/4" & 1" increments; place each measurement in the corresponding box. Please measure at least twice to be sure you have the correct measurements! See our information on [How to Measure a Horse Harness here!](#) Clear Form



Horse's Name: _____
Breed/type: _____
Horse Height: _____

Throatlatch [around entire neck, just behind jaw and ears at the desired tightness adjustment]:

Browband [back of bridle crown, about 2/3 between eyes & ears above brow>opposite side to back of bridle crown]:

Bridle [corner of mouth>over poll>opposite corner of mouth]:
 Bit Used : _____

Noseband: [around nose about 2 fingers below cheekbones(1 finger for sm. ponies & minis)]:

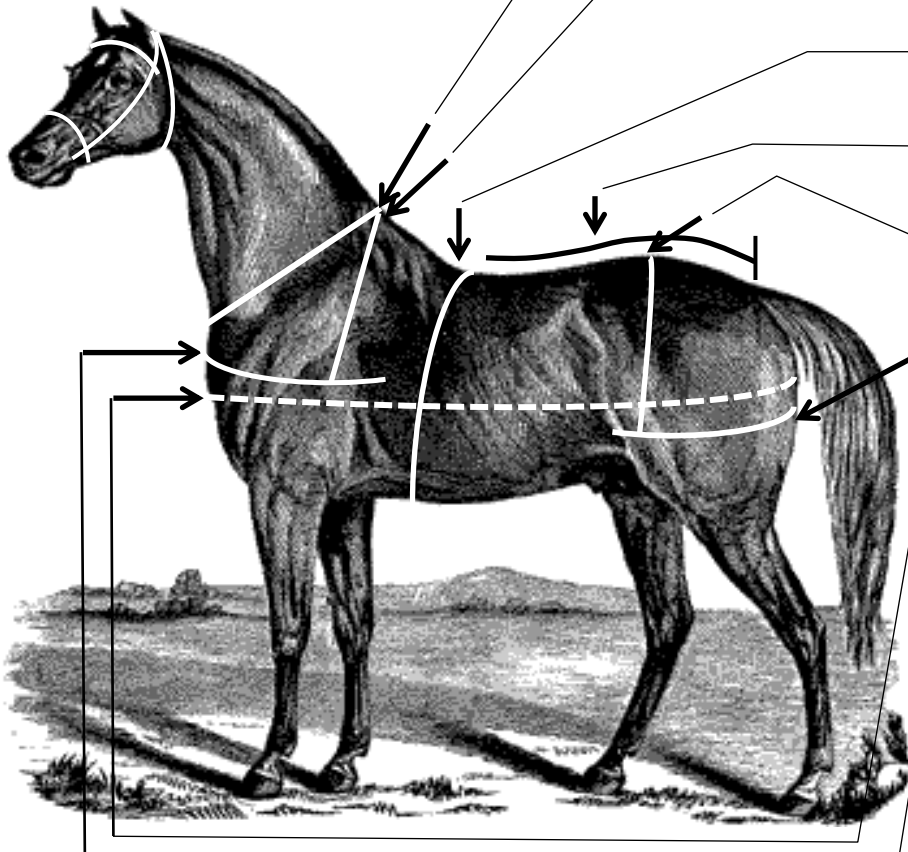
Gullet Strap [distance from throatlatch to cavesson]:

Cheek [bottom of ear to center of eye]:

Neck Collar [straight line from top of neck, just in front of withers to bottom/center of neck]: (only if ordering full collar)

Neck Strap [from in front of withers straight down to breast collar]:
 x 2]:

Name _____
 Address _____
 City, ST, Zip _____
 Phone _____
 Signature _____
 Date _____



Girth [circumference of entire girth, just behind withers, where the saddle will sit]:

Backstrap [from center back of saddle>along back>at base of tail]:

Hip Strap [from flank>top of hip/croup on center back, x2]:

Breeching [from flank>straight >center of tail, x2]:

Overall Body Length [from center front chest in straight line to center of tail]:

Breast Strap [from center front chest just to girth, behind shoulder x2]:
Breast Strap for Long Tugs (Pair Harness)
 [Back of saddle to back of saddle]:

Vehicle Shaft/Pole Length [tip to singletree in a straight line]:

CART Shaft Height [from ground to bottom of shafts at level (two-wheelers)]:

Vehicle Type: _____