




**Fitting Instructions for SRG0004**  
**Radiator and Oil Cooler Guard - Triumph Tiger 1050 '07-**



**In This Kit There Should Be**  
**1x Radiator Guard.**  
**2x 100mm Lengths of Foam.**  
**3x M6x20mm Long button head bolt.**  
**3x M6 washer.**

- To fit the radiator guard to the bike cut the foam strips provided into 10mm wide pieces and stick them to the back of the radiator guard frame, so that they sit between the radiator guard and the radiator.
- Remove the infill panel situated between the radiator and oil cooler.
- Remove the two original mounting bolts located at the top of the radiator and also remove the three mounting bolts located on the oil cooler. Fit the radiator guard into position and fix in place using the original mounting bolts previously removed except the lowest bolt which will be replaced with the new bolt from kit. Please note you will not be able to refit the plastic infill panel.

ISSUE 1 20/06/2013 (AR)

**CONSUMER NOTICE**

The catalogue description and any exhibition of samples are only broad indications of the Products and R&G may make design changes which do not diminish their performance or visual appeal and supplying them in such state shall conform to the order. The Buyer acknowledges no representation or warranty (other than as to title) has been given or will apply to the Products other than those in R&G's order or confirmation and the Buyer confirms it has chosen the Products as being of merchantable quality and suitable for its particular purposes. Where R&G fits the Products or undertakes other services it shall exercise reasonable skill and care and rectify any fault free of charge unless the workmanship has been disturbed. The Buyer is responsible for ensuring that the warranty on the motorcycle is not affected by the fitting of the Products. On return of any defective Products R&G shall at its option either supply a replacement or refund the purchase money but shall not be liable if the Products have been modified or used or maintained otherwise than in accordance with R&G's or manufacturer's instructions and good engineering practice or if the defect arises from accident or neglect. Other than identified above and subject to R&G not limiting its liability for causing death and personal injury, it shall not be liable for indirect or consequential loss and otherwise its liability shall be limited to the amounts paid by the Buyer for the Products or the fitting or service concerned. These terms do not affect the Buyer's statutory rights.

**R&G RACING RETURNS POLICY (NON-FAULTY GOODS)**

Returns must be pre-authorized (if not pre-authorized the return will be rejected). Goods may only be returned direct to us if they were purchased direct from us (customer must prove if necessary). Otherwise to be returned to original vendor. Goods must be in re-sellable condition, in the opinion of R&G Racing. All returns are subject to a 25% restocking and handling fee (25% of the gross value exc. P&P – at the prevailing price at time of purchase). The customer must pay any and all carriage charges. No returns of discontinued products, unless within 14 days of purchase. This policy does not affect your statutory rights and does not refer to faulty goods.


R&G Racing  
Unit 1, Shelley's Lane, East Worldham, Alton, Hampshire, GU34 3AQ  
Tel: +44 (0)1420 89007 Fax: +44 (0)1420 87301 [www.rg-racing.com](http://www.rg-racing.com) Email: [info@rg-racing.com](mailto:info@rg-racing.com)



### **Instructions de montage**

SRG0004

Protection radiateur / refroidisseur d'huile  
Triumph Tiger 1050 '07-



#### **Ce kit doit contenir:**


1x Grille de protection radiateur  
2x 100mm Longueurs de mousse  
3x M6x20mm Long boulon à tête ronde  
3x M6 rondelle.

- Pour poser la protection sur la moto, couper la mousse autocollante fournie en pièces de 10mm puis collez ces pièces sur le cadre de radiateur, de façon à ce que la mousse soit située entre le radiateur, et la protection radiateur.
- Enlever le panneau de remplissage situé entre le radiateur et le refroidisseur d'huile.
- Enlever les 2 boulons de fixation situés en haut du radiateur et Enlever également les 3 boulons de fixation situés sur le refroidisseur d'huile.
- Mettre le grille de protection en position puis fixer la en place en utilisant les boulons d'origine précédemment enlevés excepté le boulon le plus inférieur qui sera remplacé par un nouveau boulon fourni dans le kit. Notes qu'il vous sera impossible de remettre le panneau de remplissage.

ISSUE 1 20/06/2013 (AR)



**Montageanleitung für den SRG0004**  
**Kühler- und Ölkühlerschutz - Triumph Tiger 1050 '07-**



**Dieser Kit beinhaltet:**

- 1x Kühlerschutz**
- 2x 100mm selbstklebende Schaumstoffstreifen**
- 3x M6x30mm Halbrundkopfschrauben**
- 3x M6 Unterlegscheiben**

- Um den Kühlerschutz am Motorrad zu montieren, schneiden Sie zuerst die mitgelieferten Schaumstoff-Streifen in 10 mm breite Streifen und kleben Sie diese auf der Rückseite des Kühlerschutzrahmens, so dass sie zwischen dem Kühlerschutz und dem Kühler angebracht sind.
- Entfernen Sie die Verkleidung zwischen Kühler und Ölkühler.
- Entfernen Sie die zwei originalen Montageschrauben oben rechts am Kühler und die drei Schrauben auf dem Ölkühler. Fixieren Sie den Kühlerschutz in Position mit den bereits entfernten Originalschrauben. Die unteren Schrauben werden jedoch durch die neuen Schrauben vom Kit ersetzt. Bitte beachten Sie, dass die vorhin entfernte Verkleidung nicht mehr montiert werden kann.

AUSGABE 1 20/06/2013 (AR)

**CONSUMER NOTICE**

The catalogue description and any exhibition of samples are only broad indications of the Products and R&G may make design changes which do not diminish their performance or visual appeal and supplying them in such state shall conform to the order. The Buyer acknowledges no representation or warranty (other than as to title) has been given or will apply to the Products other than those in R&G's order or confirmation and the Buyer confirms it has chosen the Products as being of merchantable quality and suitable for its particular purposes. Where R&G fits the Products or undertakes other services it shall exercise reasonable skill and care and rectify any fault free of charge unless the workmanship has been disturbed. The Buyer is responsible for ensuring that the warranty on the motorcycle is not affected by the fitting of the Products. On return of any defective Products R&G shall at its option either supply a replacement or refund the purchase money but shall not be liable if the Products have been modified or used or maintained otherwise than in accordance with R&G's or manufacturer's instructions and good engineering practice or if the defect arises from accident or neglect. Other than identified above and subject to R&G not limiting its liability for causing death and personal injury, it shall not be liable for indirect or consequential loss and otherwise its liability shall be limited to the amounts paid by the Buyer for the Products or the fitting or service concerned. These terms do not affect the Buyer's statutory rights.

**R&G RACING RETURNS POLICY (NON-FAULTY GOODS)**

Returns must be pre-authorized (if not pre-authorized the return will be rejected). Goods may only be returned direct to us if they were purchased direct from us (customer must prove if necessary). Otherwise to be returned to original vendor. Goods must be in re-sellable condition, in the opinion of R&G Racing. All returns are subject to a 25% restocking and handling fee (25% of the gross value exc. P&P – at the prevailing price at time of purchase). The customer must pay any and all carriage charges. No returns of discontinued products, unless within 14 days of purchase. This policy does not affect your statutory rights and does not refer to faulty goods.

R&G Racing

Unit 1, Shelley's Lane, East Worldham, Alton, Hampshire, GU34 3AQ

Tel: +44 (0)1420 89007 Fax: +44 (0)1420 87301 [www.rg-racing.com](http://www.rg-racing.com) Email: [info@rg-racing.com](mailto:info@rg-racing.com)