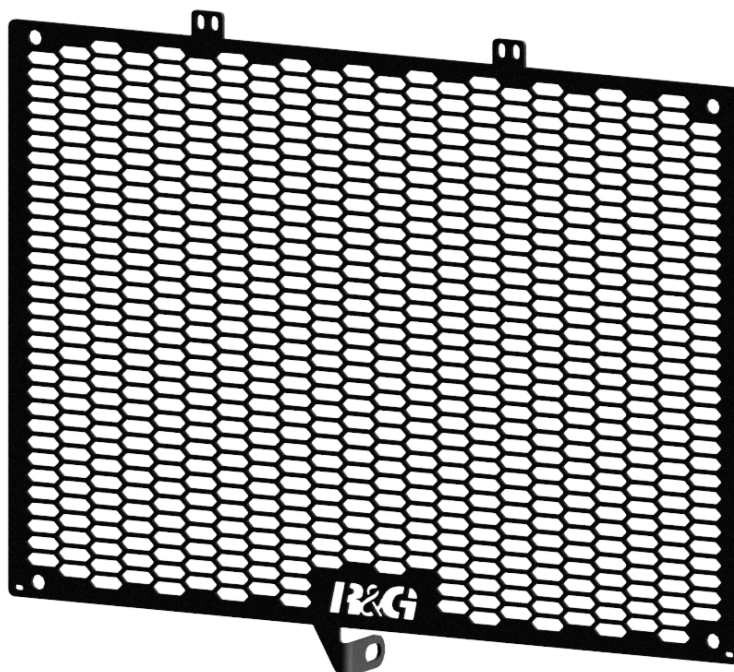




FITTING INSTRUCTIONS FOR RAD0313PRO
RADIATOR GUARD



THIS KIT CONTAINS THE ITEMS PICTURED AND LABELLED OVER PAGE.

SOME PARTS MAY BE SHOWN FOR CLARITY OF INSTRUCTIONS ONLY.

DO NOT PROCEED UNTIL YOU ARE SURE ALL PARTS ARE PRESENT.

PLEASE READ ALL INSTRUCTIONS BEFORE PROCEEDING.

**IF IN ANY DOUBT WHEN FITTING OUR PRODUCTS, CONSULT ONE OF OUR DEALERS
OR HAVE FITTED BY A QUALIFIED TECHNICIAN.**

PLEASE NOTE THAT THE WAY THE KIT IS PACKED DOES NOT NECESSARILY REPRESENT THE WAY OF
MOUNTING TO THE BIKE.

IN THE EVENT OF RUBBER WASHERS BEING USED TO HOLD COMPONENTS ONTO BOLTS,
THESE RUBBER WASHERS CAN BE THROWN AWAY.

DIGITAL COPIES OF THESE INSTRUCTIONS ARE AVAILABLE FROM:

WWW.RG-RACING.COM

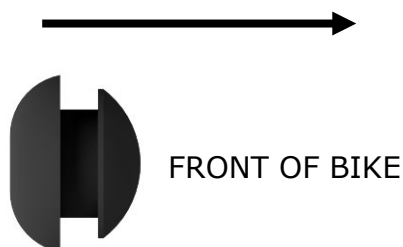


<u>TOOLS REQUIRED</u>	<u>GENERAL TORQUE SETTINGS</u>
<ul style="list-style-type: none">• Set of metric sockets and spanners.<ul style="list-style-type: none">• Set of metric allen keys.	M4 BOLT = 8Nm M5 BOLT = 12Nm M6 BOLT = 15Nm M8 BOLT = 20Nm M10 BOLT = 40Nm M12 BOLT = 40Nm

LEGEND

ITEM NO.	DESCRIPTION	QTY
ITEM 1	RAD0313PRO RADIATOR GUARD	1
ITEM 2	220MM CABLE TIES	6
ITEM 3	RUBBER BUNGS	6

RUBBER BUNG DIAGRAM



FITTING PICTURES



Picture 1




Picture 2



Picture 3



Picture 4



Picture 5

FITTING INSTRUCTIONS

- To begin, press the rubber bungs (item 3) into the 4x circular holes in the 4 corners of the radiator guard (item 1) in the correct orientation (as shown in the rubber bung diagram).
- Remove the lower bolt arrowed in picture 1.
- Loosely secure the upper radiator guard mounts to the upper radiator mounts using the provided cable ties (item 2) as shown and arrowed in pictures 2 and 3.
- Use the original bolt to secure the lower radiator guard mount to the radiator as shown in picture 1.
- Fit two of the supplied cable ties (item 2) through the slots in the lower corners of the radiator guard and through the radiator frame (do not fit through the radiator cooling matrix) as arrowed in pictures 4 and 5.
- Tighten all the cable ties and bolt when the guard is in position.

See more R&G products for your Motorcycle On:

[R&G Racing | Cleaning/Lubrication - Gleam range for All Vehicles \(rg-racing.com\)](http://www.rg-racing.com)

ISSUE 1 – 17/04/2023 (MH)



CONSUMER NOTICE

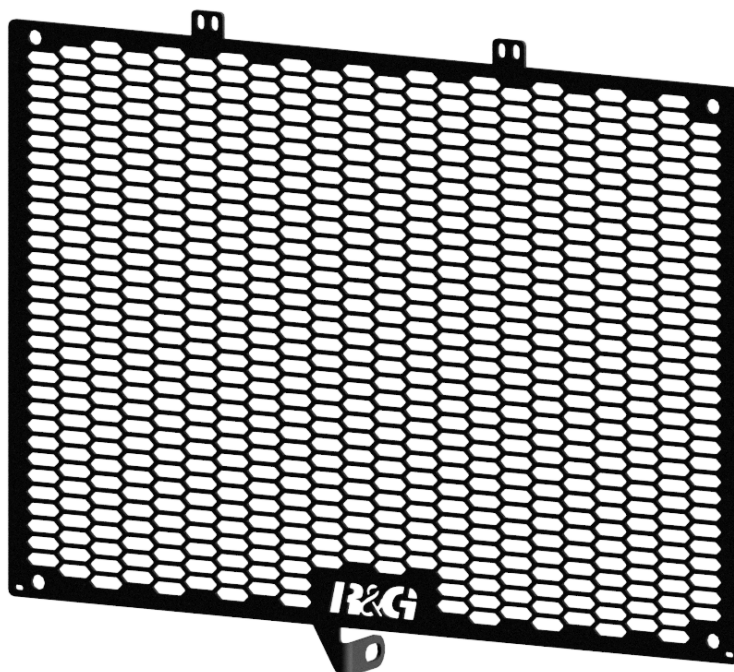
The catalogue description and any exhibition of samples are only broad indications of the Products and R&G may make design changes which do not diminish their performance or visual appeal and supplying them in such state shall conform to the order. The Buyer acknowledges no representation or warranty (other than as to title) has been given or will apply to the Products other than those in R&G's order or confirmation and the Buyer confirms it has chosen the Products as being of merchantable quality and suitable for its particular purposes. Where R&G fits the Products or undertakes other services it shall exercise reasonable skill and care and rectify any fault free of charge unless the workmanship has been disturbed. The Buyer is responsible for ensuring that the warranty on the motorcycle is not affected by the fitting of the Products. On return of any defective Products R&G shall at its option either supply a replacement or refund the purchase money but shall not be liable if the Products have been modified or used or maintained otherwise than in accordance with R&G's or manufacturer's instructions and good engineering practice or if the defect arises from accident or neglect. Other than identified above and subject to R&G not limiting its liability for causing death and personal injury, it shall not be liable for indirect or consequential loss and otherwise its liability shall be limited to the amounts paid by the Buyer for the Products or the fitting or service concerned. These terms do not affect the Buyer's statutory rights.

R&G RACING RETURNS POLICY (NON-FAULTY GOODS)

Returns must be pre-authorized (if not pre-authorized the return will be rejected). Goods may only be returned direct to us if they were purchased direct from us (customer must prove if necessary). Otherwise to be returned to original vendor. Goods must be in re-sellable condition, in the opinion of R&G Racing. All returns are subject to a 25% restocking and handling fee (25% of the gross value exc. P&P – at the prevailing price at time of purchase). The customer must pay any and all carriage charges. No returns of discontinued products, unless within 14 days of purchase. This policy does not affect your statutory rights and does not refer to faulty goods.



NOTICE DE MONTAGE POUR RAD0313PRO
PROTECTION RADIATEUR



CE KIT CONTIENT LES ARTICLES ILLUSTRÉS ET ÉTIQUETES SUR LA PAGE.

CERTAINES PARTIES PEUVENT ÊTRE PRÉSENTES UNIQUEMENT POUR LA CLARTE DES INSTRUCTIONS.

NE PAS PROCÉDER AU MONTAGE TANT QUE VOUS N'ÊTES PAS SÛR QUE TOUTES LES PIÈCES SOIENT PRÉSENTES.

VEUILLEZ LIRE TOUTES LES INSTRUCTIONS AVANT DE CONTINUER.

EN CAS DE DOUTE LORS DU MONTAGE DE NOS PRODUITS, CONSULTEZ UN DE NOS REVENDEURS OU FAITES APPEL À UN TECHNICIEN QUALIFIÉ.

VEUILLEZ NOTER QUE LA FAÇON DONT LE KIT EST EMBALLÉ NE REPRÉSENTE PAS NECESSAIREMENT LA MANIÈRE DE LE MONTER SUR LA MOTO.

SI DES RONDELLES EN CAOUTCHOUC SONT UTILISÉES POUR MAINTENIR LES COMPOSANTS SUR LES BOULONS, ELLES PEUVENT ÊTRE JETÉES.

NOTICE DISPONIBLE AU TÉLÉCHARGEMENT SUR :

WWW.RG-RACING.COM

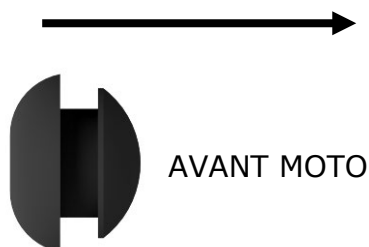


<u>OUTILS REQUIS</u>	<u>VALEURS DE SERRAGE</u>
<ul style="list-style-type: none">• Jeu de clés à douilles et clés métriques.• Jeu de clés Allen métriques.	M4 BOULON = 8Nm M5 BOULON = 12Nm M6 BOULON = 15Nm M8 BOULON = 20Nm M10 BOULON = 40Nm M12 BOULON = 40Nm

LÉGENDE

ARTICLE NO.	DESCRIPTION	QTÉ
ARTICLE 1	RAD0313PRO PROTECTION RADIATEUR	1
ARTICLE 2	220MM COLLIERS DE SERRAGE	6
ARTICLE 3	BOUCHON EN CAOUTCHOUC	6

SCHÉMA DE BOUCHON EN CAOUTCHOUC



PHOTOS DE MONTAGE



Photo 1



Photo 2



Photo 3



Photo 4



Photo 5

NOTICE DE MONTAGE

- Pour commencer, enfoncez les bouchons en caoutchouc (article 3) dans les 4 trous circulaires aux 4 coins de la protection radiateur (article 1) dans le bon sens (comme indiqué sur le schéma des bouchons en caoutchouc).
- Retirez le boulon inférieur fléché sur la photo 1.
- Fixez sans serrer les supports supérieurs de la protection radiateur aux supports supérieurs du radiateur à l'aide des colliers de serrage fournis (article 2) comme indiqué et fléché sur les photos 2 et 3.
- Utilisez le boulon d'origine pour fixer le support de protection inférieur du radiateur au radiateur comme indiqué sur la photo 1.
- Insérez deux des serre-câbles fournis (article 2) dans les fentes des coins inférieurs de la protection radiateur et dans le cadre du radiateur (ne pas passer par la matrice de refroidissement du radiateur) comme indiqué sur les photos 4 et 5.
- Serrez tous les serre-câbles et les boulons lorsque la protection est en place.

Voir plus de produits R&G pour votre moto via ce lien :
[R&G Racing | Cleaning/Lubrication - Gleam range for All Vehicles \(rg-racing.com\)](https://www.rg-racing.com)

ISSUE 1 - 17/04/2023 (MH)



CONSUMER NOTICE

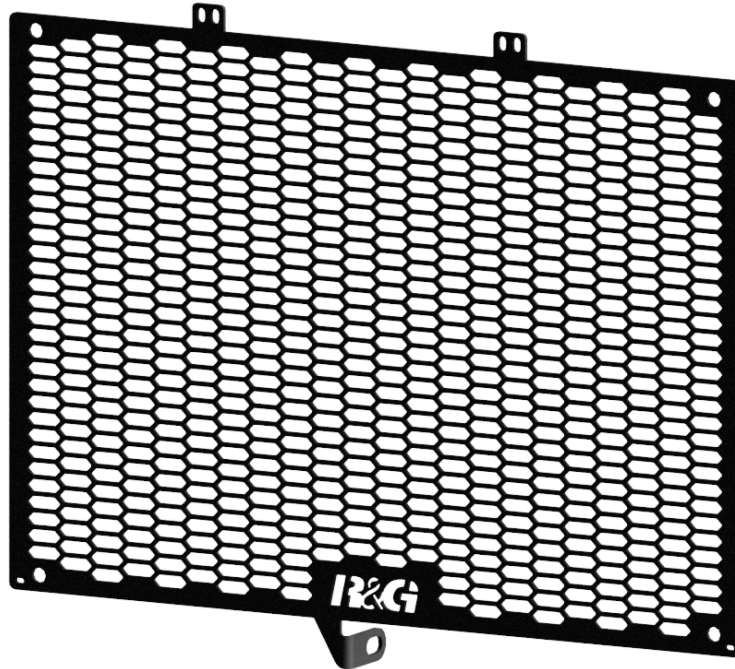
The catalogue description and any exhibition of samples are only broad indications of the Products and R&G may make design changes which do not diminish their performance or visual appeal and supplying them in such state shall conform to the order. The Buyer acknowledges no representation or warranty (other than as to title) has been given or will apply to the Products other than those in R&G's order or confirmation and the Buyer confirms it has chosen the Products as being of merchantable quality and suitable for its particular purposes. Where R&G fits the Products or undertakes other services it shall exercise reasonable skill and care and rectify any fault free of charge unless the workmanship has been disturbed. The Buyer is responsible for ensuring that the warranty on the motorcycle is not affected by the fitting of the Products. On return of any defective Products R&G shall at its option either supply a replacement or refund the purchase money but shall not be liable if the Products have been modified or used or maintained otherwise than in accordance with R&G's or manufacturer's instructions and good engineering practice or if the defect arises from accident or neglect. Other than identified above and subject to R&G not limiting its liability for causing death and personal injury, it shall not be liable for indirect or consequential loss and otherwise its liability shall be limited to the amounts paid by the Buyer for the Products or the fitting or service concerned. These terms do not affect the Buyer's statutory rights.

R&G RACING RETURNS POLICY (NON-FAULTY GOODS)

Returns must be pre-authorized (if not pre-authorized the return will be rejected). Goods may only be returned direct to us if they were purchased direct from us (customer must prove if necessary). Otherwise to be returned to original vendor. Goods must be in re-sellable condition, in the opinion of R&G Racing. All returns are subject to a 25% restocking and handling fee (25% of the gross value exc. P&P – at the prevailing price at time of purchase). The customer must pay any and all carriage charges. No returns of discontinued products, unless within 14 days of purchase. This policy does not affect your statutory rights and does not refer to faulty goods.



MONTAGEANLEITUNG FÜR RAD0313PRO **KÜHLERSCHUTZ**



ALLE KIT-TEILE SIND AUF DEN NACHFOLGENDEN SEITEN ABGEBILDET UND GEKENNZEICHNET.

DIE ABGEBILDETEN TEILE DIENEN LEDIGLICH ZUR ERKLÄRUNG.
ÜBERPRÜFEN SIE ZUERST, DASS ALLE TEILE VORHANDEN SIND.

LESEN SIE DIE MONTAGEANLEITUNG KOMPLETT DURCH, BEVOR SIE ANFANGEN.

**WENN SIE BEI DER MONTAGE DIESES PRODUKTES UNSICHER SIND, BITTE EINEN
UNSERER HÄNDLER KONTAKTIEREN ODER DAS KIT VON EINEM QUALIFIZIERTEN
ZWEIRAD-MECHANIKER MONTIEREN LASSEN.**

DIE VERPACKUNG DER TEILE STELLT NICHT DIE REIHENFOLGE DER MONTAGE DAR.

HINWEIS FÜR KITS MIT PLASTIKUNTERLEGSscheiben AN DEN SCHRAUBEN –
DIESE PLASTIK-UNTERLEGSscheiben WERDEN NICHT FÜR DEN EINBAU BENÖTIGT.

**EINE DIGITALE VERSION DIESER MONTAGEANLEITUNG KANN AUF
FOLGENDER SEITE HERUNTERGELADEN WERDEN:**

www.rg-racing.com



SIE BENÖTIGEN FOLGENDES WERKZEUG:

- Satz Steckschlüssel und Schraubenschlüssel
- Satz Inbusschlüssel

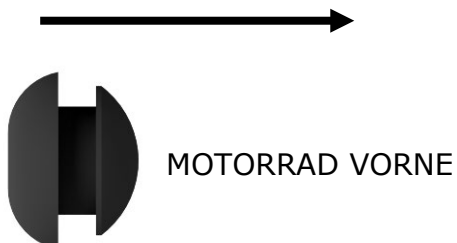
ALLGEM. ANZUGSDREHMOMENTE

M4 SCHRAUBE = 8Nm
M5 SCHRAUBE = 12Nm
M6 SCHRAUBE = 15Nm
M8 SCHRAUBE = 20Nm
M10 SCHRAUBE = 40Nm
M12 SCHRAUBE = 40Nm

LIEFERUMFANG

ARTIKEL NR.	BESCHREIBUNG	MENGE
ARTIKEL 1	RAD0313PRO KÜHLERSCHUTZ	1
ARTIKEL 2	220MM KABELBINDER	6
ARTIKEL 3	GUMMISTOPFEN	6

ZEICHNUNG - GUMMISTOPFEN



MONTAGE - ABBILDUNGEN





Abbildung 3



Abbildung 4




Abbildung 5

MONTAGEANLEITUNG

- Die 4 x Gummistopfen (Artikel 3) in die 4 x runden Öffnungen an den Ecken des Kühlerschutz (Artikel 1) einsetzen. Bitte dabei auf die Orientierung der Gummistopfen achten (wie in der Zeichnung abgebildet).
- Entfernen Sie die untere Schraube, die in Abbildung 1 gekennzeichnet ist.
- Die oberen Kühlerschutz-Halterungen an den oberen Kühlerhalterungen mit den mitgelieferten Kabelbindern (Artikel 2) lose befestigen wie in den Abbildungen 2 und 3 abgebildet und gekennzeichnet. Benutzen Sie die Originalschraube, um die untere Halterung für den Kühlerschutz am Kühler zu befestigen wie in Abbildung 1 abgebildet.
- Zwei der mitgelieferten Kabelbinder (Artikel 2) durch die Öffnungen in den unteren Ecken des Kühlerschutzes und durch den Kühlerrahmen fädeln (Achtung: durch den Kühlerrahmen fädeln, nicht durch das Gitter des Kühlerschutz) und sichern wie in den Abbildungen 4 und 5 gekennzeichnet.
- Nachdem der Kühlerschutz in Position ist, alle Kabelbinder und die Schraube befestigen.

Klicken Sie hier, um weitere R&G Produkte für Ihr Motorrad zu finden:

[R&G Racing | Cleaning/Lubrication - Gleam range for All Vehicles \(rg-racing.com\)](http://www.rg-racing.com)

AUSGABE 1 – 17/04/2023 (MH)



CONSUMER NOTICE

The catalogue description and any exhibition of samples are only broad indications of the Products and R&G may make design changes which do not diminish their performance or visual appeal and supplying them in such state shall conform to the order. The Buyer acknowledges no representation or warranty (other than as to title) has been given or will apply to the Products other than those in R&G's order or confirmation and the Buyer confirms it has chosen the Products as being of merchantable quality and suitable for its particular purposes. Where R&G fits the Products or undertakes other services it shall exercise reasonable skill and care and rectify any fault free of charge unless the workmanship has been disturbed. The Buyer is responsible for ensuring that the warranty on the motorcycle is not affected by the fitting of the Products. On return of any defective Products R&G shall at its option either supply a replacement or refund the purchase money but shall not be liable if the Products have been modified or used or maintained otherwise than in accordance with R&G's or manufacturer's instructions and good engineering practice or if the defect arises from accident or neglect. Other than identified above and subject to R&G not limiting its liability for causing death and personal injury, it shall not be liable for indirect or consequential loss and otherwise its liability shall be limited to the amounts paid by the Buyer for the Products or the fitting or service concerned. These terms do not affect the Buyer's statutory rights.

R&G RACING RETURNS POLICY (NON-FAULTY GOODS)

Returns must be pre-authorized (if not pre-authorized the return will be rejected). Goods may only be returned direct to us if they were purchased direct from us (customer must prove if necessary). Otherwise to be returned to original vendor. Goods must be in re-sellable condition, in the opinion of R&G Racing. All returns are subject to a 25% restocking and handling fee (25% of the gross value exc. P&P - at the prevailing price at time of purchase). The customer must pay any and all carriage charges. No returns of discontinued products, unless within 14 days of purchase. This policy does not affect your statutory rights and does not refer to faulty goods.