

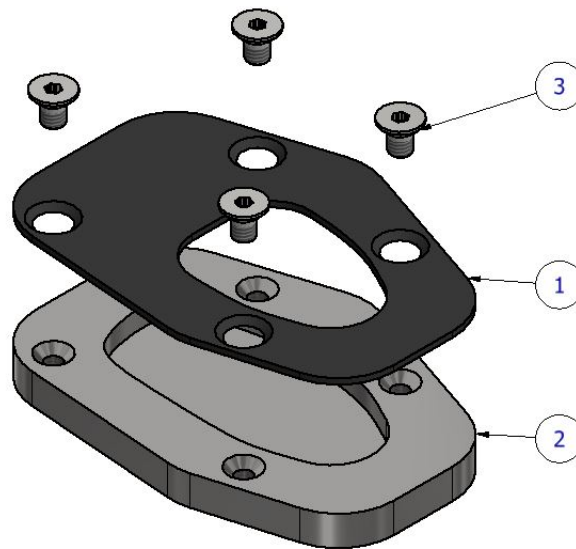


FITTING INSTRUCTIONS FOR PKS0123 KICKSTAND SHOE
YAMAHA NIKEN 2018

Please note that the way the kit is packed does not necessarily represent the way of mounting to the bike.

THE PARTS SHOWN MAY BE REPRESENTATIVE ONLY (FOR CLARITY OF INSTRUCTIONS ONLY)

Please note that in cases where kits are packed with rubber washers holding the components onto the bolt – *the rubber washers should be thrown away!*



TOOLS REQUIRED

- 3mm A/F Allen key.
- Loctite Blue 242

LEGEND

ITEM 1 = CLAMPING PLATE (PLATE 0232) (x1)

ITEM 2 = MOUNTING PLATE (MP0227) (x1)

ITEM 3 = M5 x 6mm LONG COUNTERSUNK BOLTS (x4)

ITEM 4 = SELF ADHESIVE FOAM (x1)

R&G Racing

Unit 1, Shelley's Lane, East Worldham, Alton, Hampshire, GU34 3AQ

Tel: +44 (0)1420 89007 Fax: +44 (0)1420 87301 www.rg-racing.com Email: info@rg-racing.com



FITTING INSTRUCTIONS

- Carefully pass the clamping plate (ITEM 1) around the side stand leg.
- Take the aluminium mounting plate (ITEM 2) and fit to the base of the side stand from underneath.
- Sandwich the two plates together around the side stand leg, with the countersinks facing upwards on the clamping plate.
- Apply a small amount (one drop) of Loctite Blue 242 to the end of the threaded area of each screw.
- Fit the four M5 bolts (ITEM 3) clamping the two plates together and securely mounting onto the side stand foot.
- Tighten all bolts evenly and check to ensure the side stand pad clears the chain when in the raised position.
- If fitting to older stands that have been worn the padding strip should be placed in the base plate to ensure a tighter fit.

ISSUE 1 10/01/2018 (LF)

CONSUMER NOTICE

The catalogue description and any exhibition of samples are only broad indications of the Products and R&G may make design changes which do not diminish their performance or visual appeal and supplying them in such state shall conform to the order. The Buyer acknowledges no representation or warranty (other than as to title) has been given or will apply to the Products other than those in R&G's order or confirmation and the Buyer confirms it has chosen the Products as being of merchantable quality and suitable for its particular purposes. Where R&G fits the Products or undertakes other services it shall exercise reasonable skill and care and rectify any fault free of charge unless the workmanship has been disturbed. The Buyer is responsible for ensuring that the warranty on the motorcycle is not affected by the fitting of the Products. On return of any defective Products R&G shall at its option either supply a replacement or refund the purchase money but shall not be liable if the Products have been modified or used or maintained otherwise than in accordance with R&G's or manufacturer's instructions and good engineering practice or if the defect arises from accident or neglect. Other than identified above and subject to R&G not limiting its liability for causing death and personal injury, it shall not be liable for indirect or consequential loss and otherwise its liability shall be limited to the amounts paid by the Buyer for the Products or the fitting or service concerned. These terms do not affect the Buyer's statutory rights.

R&G RACING RETURNS POLICY (NON-FAULTY GOODS)

Returns must be pre-authorized (if not pre-authorized the return will be rejected). Goods may only be returned direct to us if they were purchased direct from us (customer must prove if necessary). Otherwise to be returned to original vendor. Goods must be in re-sellable condition, in the opinion of R&G Racing. All returns are subject to a 25% restocking and handling fee (25% of the gross value exc. P&P – at the prevailing price at time of purchase). The customer must pay any and all carriage charges. No returns of discontinued products, unless within 14 days of purchase. This policy does not affect your statutory rights and does not refer to faulty goods.

R&G Racing

Unit 1, Shelley's Lane, East Worldham, Alton, Hampshire, GU34 3AQ

Tel: +44 (0)1420 89007 Fax: +44 (0)1420 87301 www.rg-racing.com Email: info@rg-racing.com

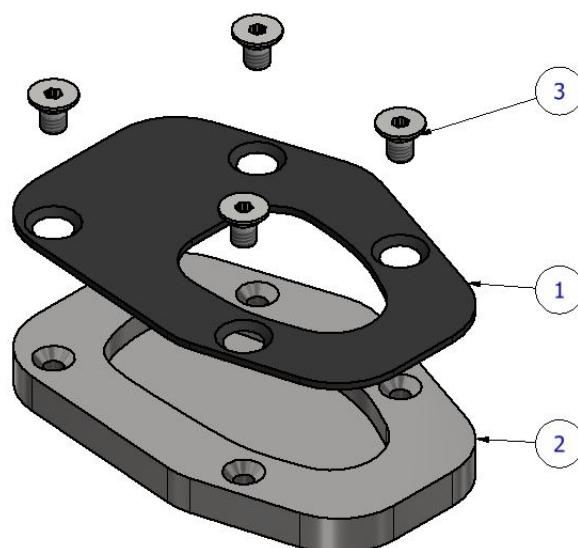


NOTICE DE MONTAGE POUR PKS0123 PIED DE BEUILLE YAMAHA NIKEN 2018

LE KIT CONTIENT LES ARTICLES EXPOSES CI-DESSOUS. VERIFIER QUE TOUTES LES PIECES SOIENT PRESENTES AVANT DE
PROCEDER AU MONTAGE.

**LES PARTIES PRESENTÉES PEUVENT ETRE UNIQUEMENT REPRESENTATIVES (POUR
LA CLARTE DES INSTRUCTIONS UNIQUEMENT)**

Notez que si les kits sont emballés avec des rondelles en caoutchouc servant à tenir les composants, *ces rondelles
doivent être jetées !*



OUTILS REQUIS

- Clé Allen 3mm.
- Loctite Bleu 242

LÉGENDE

ARTICLE 1 = PLAQUE D'ATTACHE (PLAQUE 0232)
ARTICLE 2 = PLAQUE DE MONTAGE (MP0227) (x1)
ARTICLE 3 = M5 x 6mm BOULONS (x4)
ARTICLE 4 = MOUSSE AUTOCOLLANTE (x1)



NOTICE DE MONTAGE

- Passer délicatement la plaque de serrage (ARTICLE 1) autour du pied de la béquille latérale.
- Prenez la plaque de fixation en aluminium (ARTICLE 2) et fixez-la à la base du pied latéral par le dessous.
- Prendre en sandwich les 2 plaques ensemble autour de la béquille, avec les contre alésages orientés vers le haut de la plaque de serrage.
- Appliquer un peu de colle (un filet) de frein filet (Loctite Bleu 242) sur l'extrémité du filetage de chaque vis.
- Insérer les 3 boulons M5 (ARTICLE 3) pour emboîter les 2 plaques ensemble puis fixer sur le pied de béquille latérale.
- Serrer tous les boulons de façon identique puis vérifier que le coussin de béquille latérale ne touche pas la chaîne en position relevée.
- Si l'installation s'effectue sur une béquille usée, la bande de rembourrage doit être placée sur la base plate pour assurer une installation plus précise.

ISSUE 1 10/01/2018 (LF)

CONSUMER NOTICE

The catalogue description and any exhibition of samples are only broad indications of the Products and R&G may make design changes which do not diminish their performance or visual appeal and supplying them in such state shall conform to the order. The Buyer acknowledges no representation or warranty (other than as to title) has been given or will apply to the Products other than those in R&G's order or confirmation and the Buyer confirms it has chosen the Products as being of merchantable quality and suitable for its particular purposes. Where R&G fits the Products or undertakes other services it shall exercise reasonable skill and care and rectify any fault free of charge unless the workmanship has been disturbed. The Buyer is responsible for ensuring that the warranty on the motorcycle is not affected by the fitting of the Products. On return of any defective Products R&G shall at its option either supply a replacement or refund the purchase money but shall not be liable if the Products have been modified or used or maintained otherwise than in accordance with R&G's or manufacturer's instructions and good engineering practice or if the defect arises from accident or neglect. Other than identified above and subject to R&G not limiting its liability for causing death and personal injury, it shall not be liable for indirect or consequential loss and otherwise its liability shall be limited to the amounts paid by the Buyer for the Products or the fitting or service concerned. These terms do not affect the Buyer's statutory rights.

R&G RACING RETURNS POLICY (NON-FAULTY GOODS)

Returns must be pre-authorized (if not pre-authorized the return will be rejected). Goods may only be returned direct to us if they were purchased direct from us (customer must prove if necessary). Otherwise to be returned to original vendor. Goods must be in re-sellable condition, in the opinion of R&G Racing. All returns are subject to a 25% restocking and handling fee (25% of the gross value exc. P&P – at the prevailing price at time of purchase). The customer must pay any and all carriage charges. No returns of discontinued products, unless within 14 days of purchase. This policy does not affect your statutory rights and does not refer to faulty goods.

R&G Racing

Unit 1, Shelley's Lane, East Worldham, Alton, Hampshire, GU34 3AQ

Tel: +44 (0)1420 89007 Fax: +44 (0)1420 87301 www.rg-racing.com Email: info@rg-racing.com

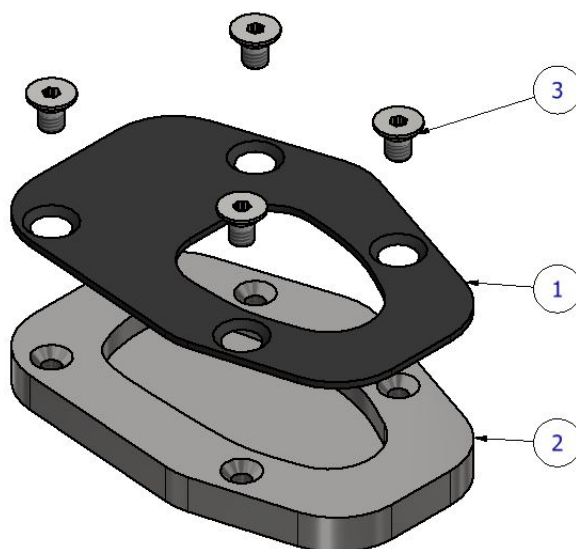


**MONTAGEANLEITUNG FÜR PKS0123 SEITENSTÄNDER-
AUFLAGENVERBREITERUNG
YAMAHA NIKEN 2018**

Hinweis: Die Verpackung der Teile stellt nicht die Reihenfolge der Montage dar.

DIE UNTEN ABGEBILDETEN TEILE DIENEN LEDIGLICH ZUR ERKLÄRUNG

Hinweis für Kits mit Plastikunterlegscheiben an den Schrauben – *Diese Plastikunterlegscheiben werden nicht für den Einbau benötigt!*



SIE BENÖTIGEN FOLGENDES

- 3mm A/F Inbusschlüssel
- Schraubensicherung Thread Lock (Blue 242)

LIEFERUMFANG

- ARTIKEL 1 = KLEMMPLATTE (PLATE 0232) (x1)
- ARTIKEL 2 = GRUNDPLATTE (MP0227) (x1)
- ARTIKEL 3 = M5 x 6mm SENKSCHRAUBEN (x4)
- ARTIKEL 4 = SELBSTKLEBENDER SCHAUMSTOFF (x1)

R&G Racing

Unit 1, Shelley's Lane, East Worldham, Alton, Hampshire, GU34 3AQ

Tel: +44 (0)1420 89007 Fax: +44 (0)1420 87301 www.rg-racing.com Email: info@rg-racing.com



MONTAGEANLEITUNG

- Montieren Sie die Klemmplatte (Artikel 1) über dem Fuß des Seitenständers.
- Nehmen Sie die Grundplatte aus Aluminium (Artikel 2) und montieren Sie sie an der Unterseite des Seitenständerfuß.
- Die zwei Platten am Seitenständer zusammen führen – die Versenkungen an der Klemmplatte nach oben gerichtet.
- Eine kleine Menge (einen Tropfen) Schraubensicherung (blau 242) am Ende des Schraubengewindes der Schrauben anbringen.
- Die vier M5 Schrauben (Artikel 3), die die zwei Platten in Position zusammenklemmen, jetzt anbringen und am Seitenständer fixieren.
- Ziehen Sie alle Schrauben fest und überprüfen Sie, dass die Kette nicht von der Auflagen-Verbreiterung berührt wird, wenn der Seitenständer eingeklappt ist.
- Bei der Montage an älteren Seitenständern, die etwas abgenutzt sind, den Schaumstoffstreifen in der Grundplatte anbringen, um die Passform zu verbessern.

AUSGABE 1 10/01/2018 (LF)

CONSUMER NOTICE

The catalogue description and any exhibition of samples are only broad indications of the Products and R&G may make design changes which do not diminish their performance or visual appeal and supplying them in such state shall conform to the order. The Buyer acknowledges no representation or warranty (other than as to title) has been given or will apply to the Products other than those in R&G's order or confirmation and the Buyer confirms it has chosen the Products as being of merchantable quality and suitable for its particular purposes. Where R&G fits the Products or undertakes other services it shall exercise reasonable skill and care and rectify any fault free of charge unless the workmanship has been disturbed. The Buyer is responsible for ensuring that the warranty on the motorcycle is not affected by the fitting of the Products. On return of any defective Products R&G shall at its option either supply a replacement or refund the purchase money but shall not be liable if the Products have been modified or used or maintained otherwise than in accordance with R&G's or manufacturer's instructions and good engineering practice or if the defect arises from accident or neglect. Other than identified above and subject to R&G not limiting its liability for causing death and personal injury, it shall not be liable for indirect or consequential loss and otherwise its liability shall be limited to the amounts paid by the Buyer for the Products or the fitting or service concerned. These terms do not affect the Buyer's statutory rights.

R&G RACING RETURNS POLICY (NON-FAULTY GOODS)

Returns must be pre-authorized (if not pre-authorized the return will be rejected). Goods may only be returned direct to us if they were purchased direct from us (customer must prove if necessary). Otherwise to be returned to original vendor. Goods must be in re-sellable condition, in the opinion of R&G Racing. All returns are subject to a 25% restocking and handling fee (25% of the gross value exc. P&P – at the prevailing price at time of purchase). The customer must pay any and all carriage charges. No returns of discontinued products, unless within 14 days of purchase. This policy does not affect your statutory rights and does not refer to faulty goods.

R&G Racing

Unit 1, Shelley's Lane, East Worldham, Alton, Hampshire, GU34 3AQ

Tel: +44 (0)1420 89007 Fax: +44 (0)1420 87301 www.rg-racing.com Email: info@rg-racing.com