

Note!

Before installing this product, check the contents of the kit. If anything is missing, please contact an Öhlins dealer.

Kit Contents

| Description | Part No | Pcs |
|--------------------|----------|-----|
| Shock absorber | DU 506 | 1 |
| Bracket, reservoir | 60006-11 | 1 |
| Clamp bracket | 03102-15 | 1 |
| Screw M6x12 | 01046-36 | 2 |
| Screw M6x14 | 00382-02 | 1 |
| C-spanner | 60710-02 | 1 |
| Sticker Öhlins | 01185-01 | 2 |
| Sticker Öhlins | 01185-04 | 2 |
| Sticker Öhlins | 00192-01 | 2 |
| Owner's Manual | 07241-02 | 1 |

Note!

Please note that this image is a general representation of the product and may differ slightly from your product.

Note!

Please note that during storage and transportation, especially at high ambient temperature, some of the oil and grease used for assembling may leak and stain the packaging. This is in no way detrimental to the product, wipe off the excessive oil/grease with a cloth.

Note!

Before installing this product, check the contents of the kit. If anything is missing, please check an Öhlins dealer.

Warning!

Before installing this product, read the Öhlins Owner's Manual. The shock absorber is an important part of your vehicle and will affect the stability.

Shock Absorber for Ducati Monster 821

DU 506

Mounting Instructions



MOUNTING INSTRUCTIONS

⚠ Warning!

It is advisable to have an Öhlins dealer install the shock absorber.

⚠ Warning!

If working on a raised vehicle, ensure it is securely supported so that it will not tip over.

👁 Note!

Before mounting this product clean the vehicle thoroughly.

👁 Note!

When working on this product, always see the Vehicle Service Manual for vehicle specific procedures and important data.

👁 Note!

Lower the vehicle so that the suspension is slightly compressed before tightening the screws.

👋 Caution!

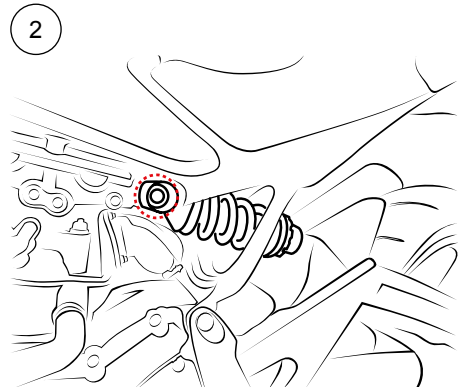

Ensure that all screws are tightened to the correct torque and that nothing fouls or restricts movement of the shock absorber when the suspension is fully compressed or extended.

1

Put the motorcycle on a work stand.

2

Remove the sub-frame mounting screw on the right side in order to have access to the shock absorber upper mounting screw.



MOUNTING INSTRUCTIONS

3

Remove the shock absorber lower and upper mounting screws (1,2).

4

Install the Öhlins shock absorber by tightening the lower and upper mounting screw at a torque value as specified in the vehicle service manual.

5

Re-install the sub-frame mounting screw on the right side at a torque value as specified in the vehicle service manual.

6

Fix the clamp bracket to the steel plate bracket by the 2 screws 01046-36.

7

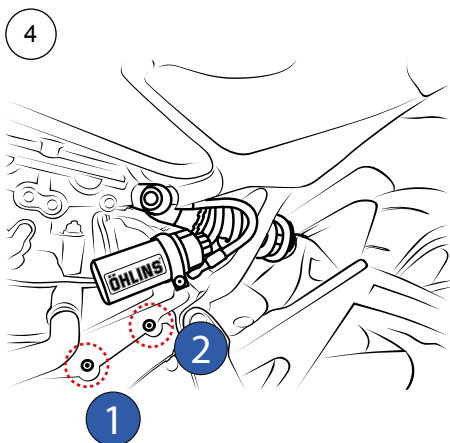
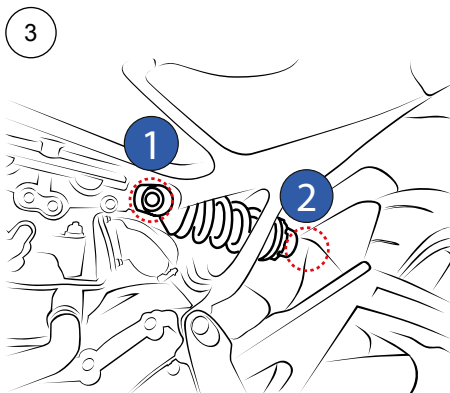
Slide the reservoir into the clamp bracket. Do not tighten yet.

8

Fix the reservoir mounting plate to the engine block by the standard mounting screws (1,2). Tighten as specified in the vehicle service manual.

9

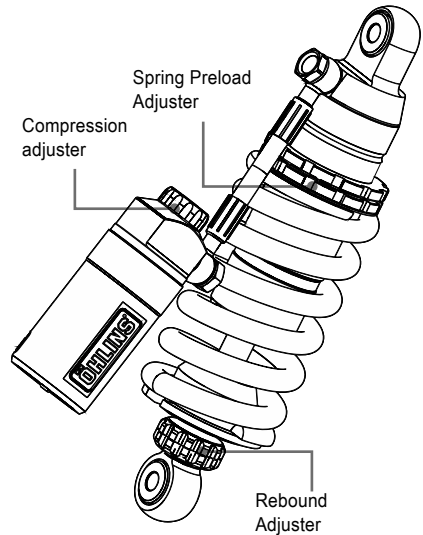
Tighten the clamp bracket making sure that the hose lays "naturally". Make sure that the hose don't touch anything during movements.



ADJUSTMENTS

Warning!

Before riding, always make sure that the basic settings made by Öhlins are according to recommended Set-up Data. Read about adjustments and setting up in the Öhlins Owner's Manual before you make any adjustments. Contact an Öhlins dealer if you have any questions about setting up.



SET-UP DATA

Recommended set-up


Spring Preload..... 10 mm
Compression adjuster..... 16 Clicks
Rebound adjuster..... 20 Clicks

Shock absorber data

Length 290 mm
Stroke 60.5 mm

Spring

Part No 61091-41
Free spring length..... 160 mm
Spring rate..... 115 N/mm
Preload adjustment range.... 0mm-15mm

 Öhlins products are subject to continuous improvement and development, therefore, although these instructions include the most up-to-date information available at the time of printing, minor updates may occur.

To find the latest information contact an Öhlins distributor. Please contact Öhlins if you have any questions regarding the contents in this document.

Part no. MI_DU506_EN_0
Issued 2015-10-30



© Öhlins Racing AB. All rights reserved. Any reprinting or unauthorized use without the written permission of Öhlins Racing AB

Öhlins Racing AB
Box 722
SE-194 27 Upplands Väsby,
Sweden Phone +46 8 590 025 00
fax +46 8 590 025 80



www.ohlins.com