

Kit Contents

Description	Part No	Pcs
Top cap assembly	-	2
Pre-load tube 22.2x1.2x77	60061-01	1
Spring 32.0/300/5.5	68012-55	1
Spring 32.0/300/6.5	68012-65	1
Sticker "ÖHLINS"	01185-04	2
Sticker "ÖHLINS"	01185-01	2
Sticker "ÖHLINS"	00192-01	2

👁️Note!

Before installing this product, check the contents of the kit. If anything is missing, please contact an Öhlins dealer.

⚠️Warning!

Öhlins cannot be held responsible for any personal injury or damage that may occur after installing the Öhlins spring kit. We strongly recommend to let an Öhlins authorized service center install this kit.

⚠️Warning!

After you have installed this product, taken a test ride at low speed to make sure that you vehicle has maintained stability.

👁️Note!

Please note that during storage and transportation, especially at high ambient temperature, some of the oil and grease used for assembling may leak and stain the packaging. This is in no way detrimental to the product, wipe off the excessive oil/grease with a cloth.

👁️Note!

Please note that this image is a general representation of the product and may differ slightly from your product.

⚠️Warning!

Before installing this product, read the Öhlins Owner's Manual. The shock absorber is an important part of your vehicle and will affect the stability.

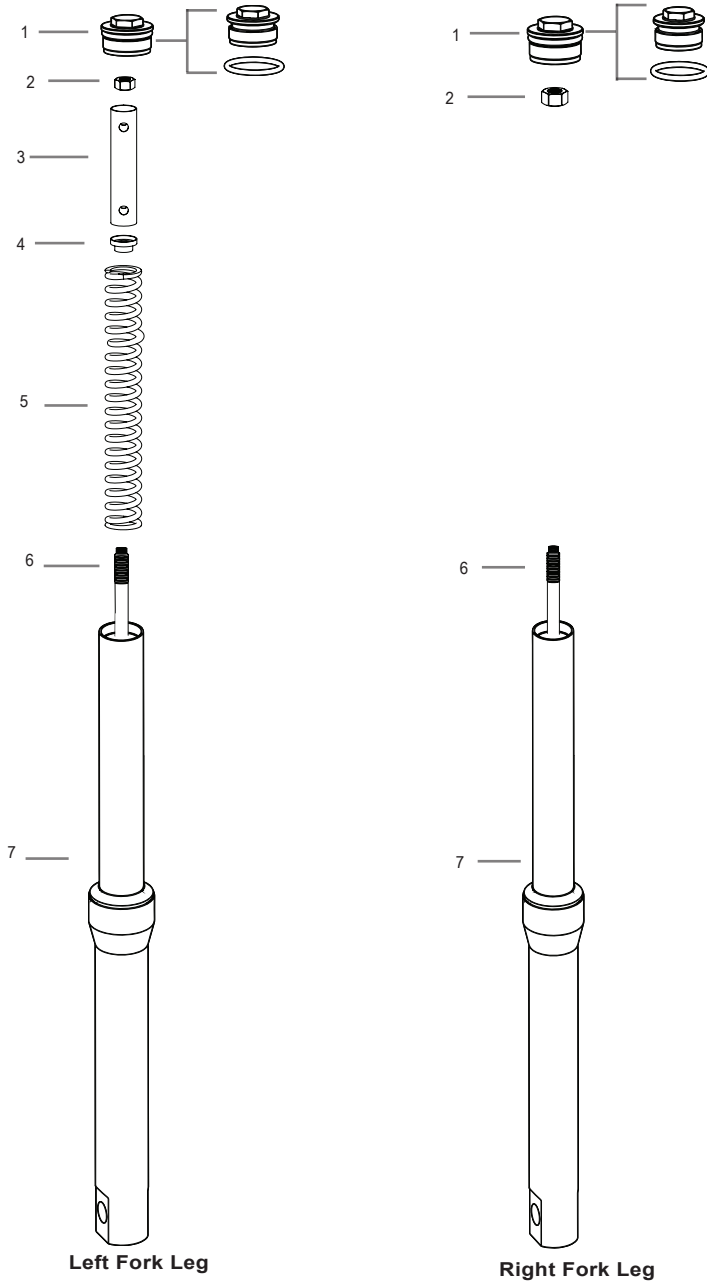
Fork Spring Kit for Yamaha R15-2017

FSK 124

Mounting Instructions

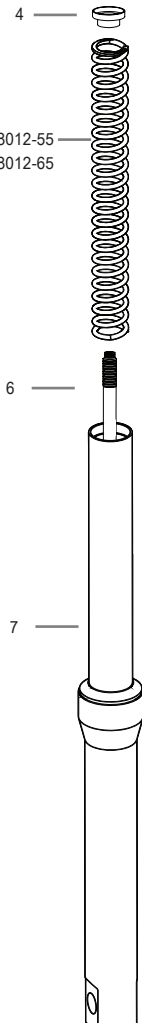
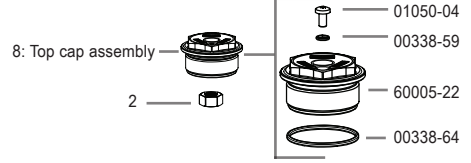
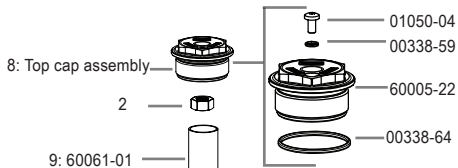
MOUNTING INSTRUCTIONS

Original Front Fork assembly

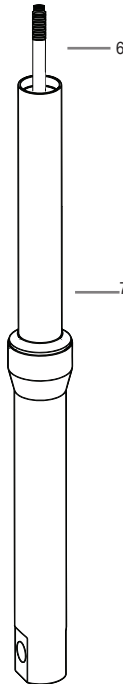


MOUNTING INSTRUCTIONS

Öhlins Front Fork kit assembly



Left Fork Leg



Right Fork Leg

MOUNTING INSTRUCTIONS

Congratulations!

With this purchase you have made a clear statement. This high performance Front Fork kit from Öhlins is nothing but pure racing breed which means that you have taken one more step to eliminate luck on your motorcycle.

The balance between your Front Fork and rear suspension will sharpen up and the performance of your Front Fork will improve. Almost 40 years of racing experience is now a crucial part of your riding experience.

Recommended oil

We recommended to use Öhlins high performance Front Fork fluid 01314-01.

Recommended oil Volume

350 ml. in RH Leg.

300 ml. in LH Leg.

Recommended spring

Spring part No. Spring rate For rider weight

68012-55 5.5 N/mm Below 80 kg

68012-65 6.5 N/mm Above 80 kg

Relief screw

After using your motorcycle for a certain amount of time, please remove the screw situated on the top cap in order to release the air accumulated inside the Front Fork. Screw No.01050-04 Tightening torque is 3 Nm.

How to install

1. Put the motorcycle on the work stand so that the front wheel barely touch the ground. Make sure the motorcycle is in a stable position.

2. Release the fork tube from the top triple clamp.

3. Remove the original Top cap(1) by compressing the preload tube and using the tool 02810-02,01766-02 to retain the shaft (6)

4. Then unlock the nut (2) and remove the original top cap (1),

LH-Leg: Remove Preload tube (3), Spring platform (4), Spring (5)

5. Purge all the oil from the fork leg.

6. **LH-Leg:** Insert the Öhlins spring (10), Spring platform (standard part) (4) and Öhlins Pre-load tube (9)

👁️Note!

The spring need to be installed in the LH leg.

7. Fill the fork leg with oil according to the recommended type and quantity.

8. Install the Öhlins Top cap(8) to both LH and RH fork leg

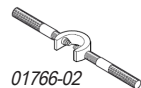
-Top cap to damper rod and nut as per manufacturer specs.

-Top cap to outer tube ~10 N/m.

9. Re-install both fork leg as per vehicle services manual instructions.



02810-02



01766-02

👁️ Öhlins products are subject to continuous improvement and development, therefore, although these instructions include the most up-to-date information available at the time of printing, minor updates may occur.

To find the latest information contact an Öhlins distributor. Please contact Öhlins if you have any questions regarding the contents in this document.

Part no. MI_FSK124_EN_0
Issued 2017-05-24

© Öhlins Asia Co. Ltd. All rights reserved. Any reprinting or unauthorized use without the written permission of Öhlins Racing AB is prohibited.

Öhlins Asia Co. Ltd
700/937 Moo5, Tambol Nongkhaga,
Amphur Phantong, Chonburi Province
20160 Thailand



www.ohlins.com