




FITTING INSTRUCTIONS FOR FP0112BK FORK PROTECTORS
SUZUKI GSXR 1000 L2 2012




THIS KIT CONTAINS THE ITEMS PICTURED AND LABELLED BELOW.
DO NOT PROCEED UNTIL YOU ARE SURE ALL PARTS ARE PRESENT.

Please note that the way the kit is packed does not necessarily represent the way of mounting to the bike

Please note that in cases where kits are packed with a plastic tube separating components on the spindle bar (this tube should be discarded).

THE PARTS SHOWN MAY BE REPRESENTATIVE ONLY (FOR CLARITY OF INSTRUCTIONS ONLY)





TOOLS REQUIRED

- Socket set to include 2x 13mm sockets

FITTING INSTRUCTIONS

- Fit one nut and washer on spindle-bar (SB0009) (the end with shorter thread), engage the nut so the plastic insert of nut is fully engaged.
- Feed spindle-bar with nut and washer through either crash protector (B0442) and through the metal spacer (S0488), as shown in the above picture.
- Place this assembly through the front wheel spindle from the left hand side, ensuring the smaller diameter of the metal spacer fits inside the axle.
- Place the remaining metal spacer (S0489) and crash protector over the exposed end of the spindle bar. The metal spacer should fit over the flange on the axle nut.
- Fit washer and nut from kit onto thread and tighten until both nuts are engaged in nylon and equal amounts protrude from either side (please ensure the logo is located at the top of the crash protector). Do not overtighten – the nyloc nuts will hold it tight.

ISSUE 1 17/07/2015 (AR)

CONSUMER NOTICE

The catalogue description and any exhibition of samples are only broad indications of the Products and R&G may make design changes which do not diminish their performance or visual appeal and supplying them in such state shall conform to the order. The Buyer acknowledges no representation or warranty (other than as to title) has been given or will apply to the Products other than those in R&G's order or confirmation and the Buyer confirms it has chosen the Products as being of merchantable quality and suitable for its particular purposes. Where R&G fits the Products or undertakes other services it shall exercise reasonable skill and care and rectify any fault free of charge unless the workmanship has been disturbed. The Buyer is responsible for ensuring that the warranty on the motorcycle is not affected by the fitting of the Products. On return of any defective Products R&G shall at its option either supply a replacement or refund the purchase money but shall not be liable if the Products have been modified or used or maintained otherwise than in accordance with R&G's or manufacturer's instructions and good engineering practice or if the defect arises from accident or neglect. Other than identified above and subject to R&G not limiting its liability for causing death and personal injury, it shall not be liable for indirect or consequential loss and otherwise its liability shall be limited to the amounts paid by the Buyer for the Products or the fitting or service concerned. These terms do not affect the Buyer's statutory rights.


R&G RACING RETURNS POLICY (NON-FAULTY GOODS)

Returns must be pre-authorized (if not pre-authorized the return will be rejected). Goods may only be returned direct to us if they were purchased direct from us (customer must prove if necessary). Otherwise to be returned to original vendor. Goods must be in re-sellable condition, in the opinion of R&G Racing. All returns are subject to a 25% restocking and handling fee (25% of the gross value exc. P&P – at the prevailing price at time of purchase). The customer must pay any and all carriage charges. No returns of discontinued products, unless within 14 days of purchase. This policy does not affect your statutory rights and does not refer to faulty goods.



Instructions de montage

FP0112BK Protections fourche
SUZUKI GSXR 1000 L2 2012

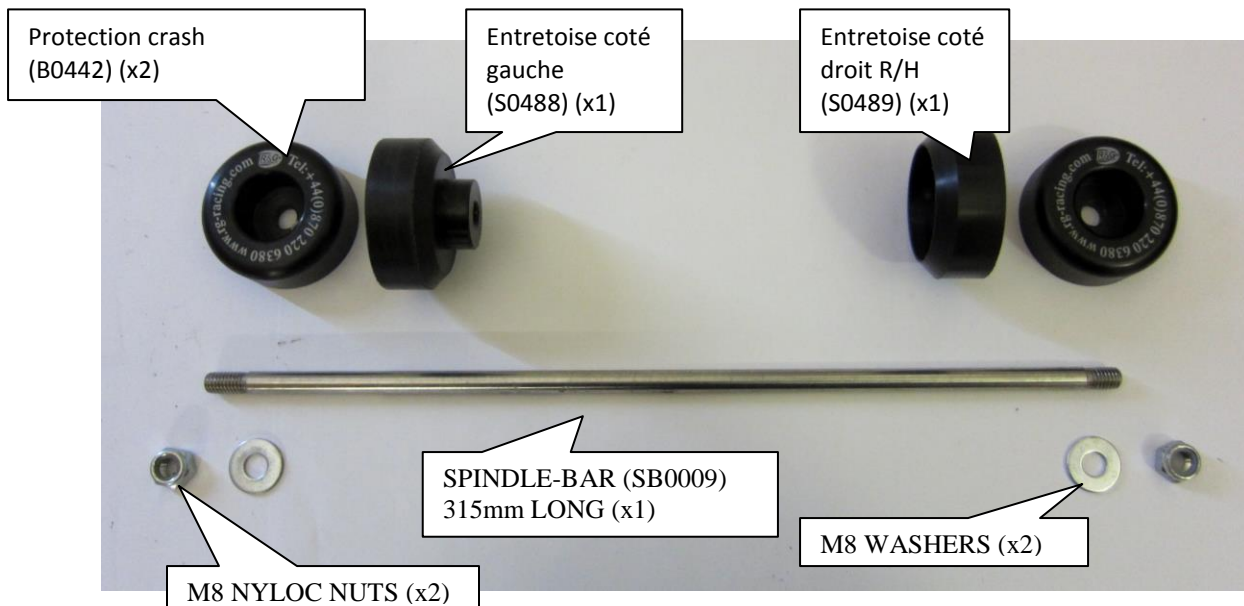


Vérifier le contenu de la boîte avant de déballer les pièces. Ne pas procéder au montage
s'en s'être assuré au préalable que les articles soient bien présents.

La façon dont le kit est emballé ne représente pas nécessairement la façon de le monter sur la moto.

S'il vous plaît, notez que dans les cas où les kits sont emballés avec un tube en plastique séparant les composants sur la barre, ce tube doit être jeté.

Les parties représentées peuvent parfois être uniquement représentatives
(Pour la clarté des explications).



R&G Racing

Unit 1, Shelley's Lane, East Worldham, Alton, Hampshire, GU34 3AQ

Tel: +44 (0)1420 89007 Fax: +44 (0)1420 87301 www.rg-racing.com Email: info@rg-racing.com



Outils requis

- 2 clefs de 13mm

Instructions de montage

- Installer un écrou et une rondelle sur l'axe (SB0009) (L'extrémité avec le filetage le plus court), engager l'écrou de sorte à ce que l'insert en plastique de l'écrou soit complètement engagé.
- Passer l'axe avec écrou et rondelle à travers l'une ou l'autre protection (B0244) et à travers l'entretoise en métal (S0488), comme indiqué sur la photo du haut.
- Placer l'ensemble à travers l'axe de roue avant par le coté gauche, en vous assurant que le diamètre le plus petit de l'entretoise en métal se mette à l'intérieur de l'axe.
- Placer l'entretoise en métal restante (S0489) et la protection crash autour de l'extrémité de l'axe. L'entretoise en métal devrait de mettre autour de la bride sur l'écrou d'axe.
- Installer le rondelle et l'écrou du kit sur le filetage puis serrer jusqu'à ce que les 2 écrous soient engagés dans le nylon et dépassent de la même longueur de chaque coté (Assurez vous que le logo soit placé en haut de la protection crash). Ne pas trop serrer, les écrous en nyloc feront tenir le tout correctement.

ISSUE 1 17/07/2015 (AR)

CONSUMER NOTICE

The catalogue description and any exhibition of samples are only broad indications of the Products and R&G may make design changes which do not diminish their performance or visual appeal and supplying them in such state shall conform to the order. The Buyer acknowledges no representation or warranty (other than as to title) has been given or will apply to the Products other than those in R&G's order or confirmation and the Buyer confirms it has chosen the Products as being of merchantable quality and suitable for its particular purposes. Where R&G fits the Products or undertakes other services it shall exercise reasonable skill and care and rectify any fault free of charge unless the workmanship has been disturbed. The Buyer is responsible for ensuring that the warranty on the motorcycle is not affected by the fitting of the Products. On return of any defective Products R&G shall at its option either supply a replacement or refund the purchase money but shall not be liable if the Products have been modified or used or maintained otherwise than in accordance with R&G's or manufacturer's instructions and good engineering practice or if the defect arises from accident or neglect. Other than identified above and subject to R&G not limiting its liability for causing death and personal injury, it shall not be liable for indirect or consequential loss and otherwise its liability shall be limited to the amounts paid by the Buyer for the Products or the fitting or service concerned. These terms do not affect the Buyer's statutory rights.

R&G RACING RETURNS POLICY (NON-FAULTY GOODS)

Returns must be pre-authorized (if not pre-authorized the return will be rejected). Goods may only be returned direct to us if they were purchased direct from us (customer must prove if necessary). Otherwise to be returned to original vendor. Goods must be in resellable condition, in the opinion of R&G Racing. All returns are subject to a 25% restocking and handling fee (25% of the gross value exc. P&P – at the prevailing price at time of purchase). The customer must pay any and all carriage charges. No returns of discontinued products, unless within 14 days of purchase. This policy does not affect your statutory rights and does not refer to faulty goods.

R&G Racing

Unit 1, Shelley's Lane, East Worldham, Alton, Hampshire, GU34 3AQ

Tel: +44 (0)1420 89007 Fax: +44 (0)1420 87301 www.rg-racing.com Email: info@rg-racing.com