



EVOTECH®
P E R F O R M A N C E

**Kawasaki Ninja 650
Crash Protection**

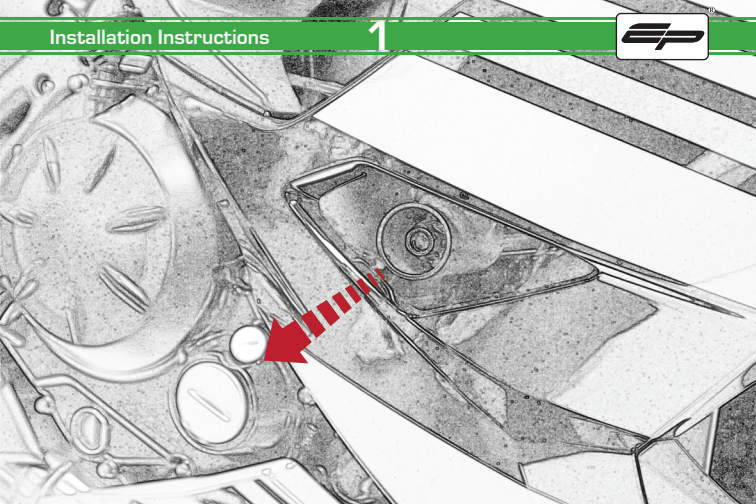
Installation Instructions




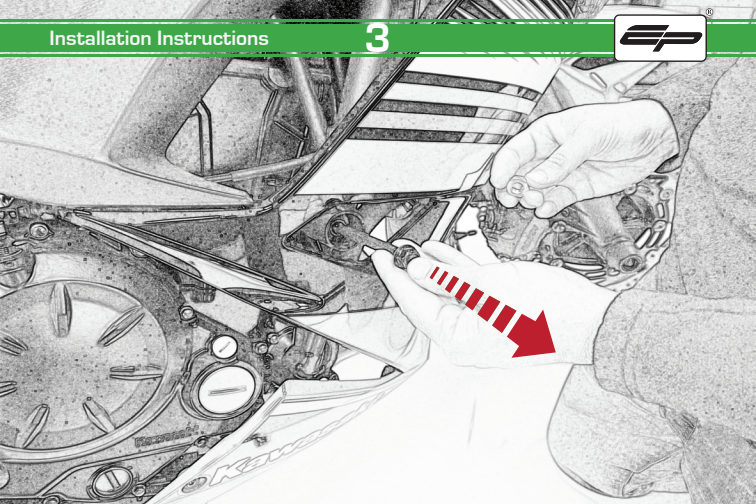
Product No: PRN013651


Kit Contents

- A** 1 x Long Spacer L/H Side
- B** 1 x Short Spacer R/H Side
- C** 2 x M10 x 200 Caphead
- D** 2 x Bobbin Head
- E** 2 x M10 Washer
- F** 2 x Polyurathane Washer

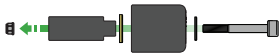
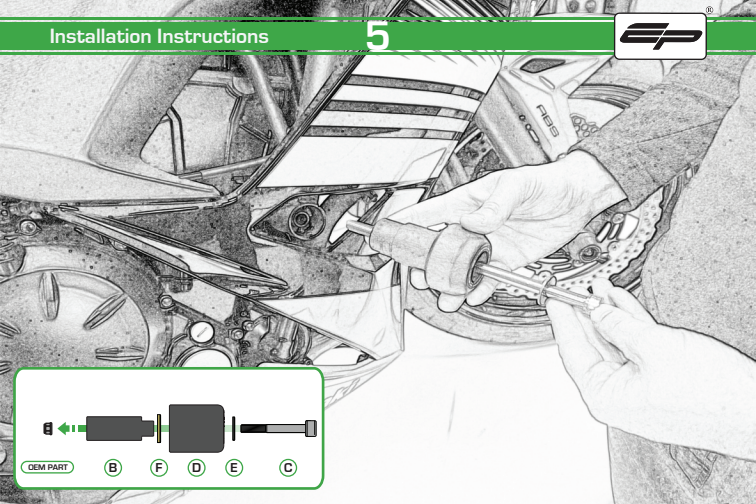








Reuse OEM nut



OEM PART

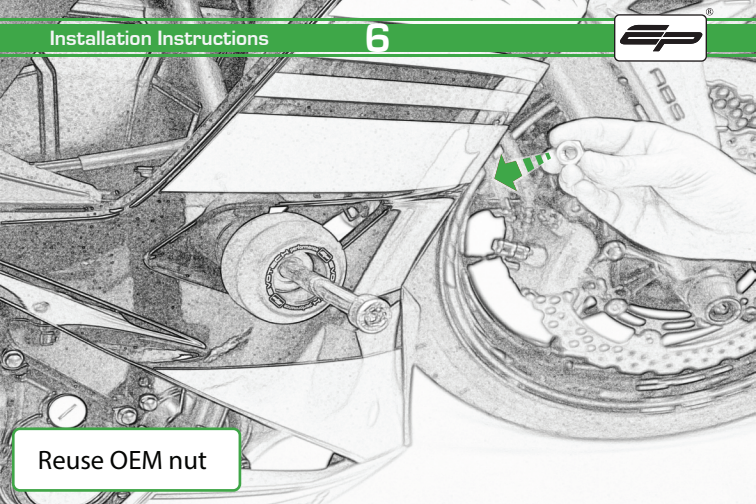
B

F


D


E

C



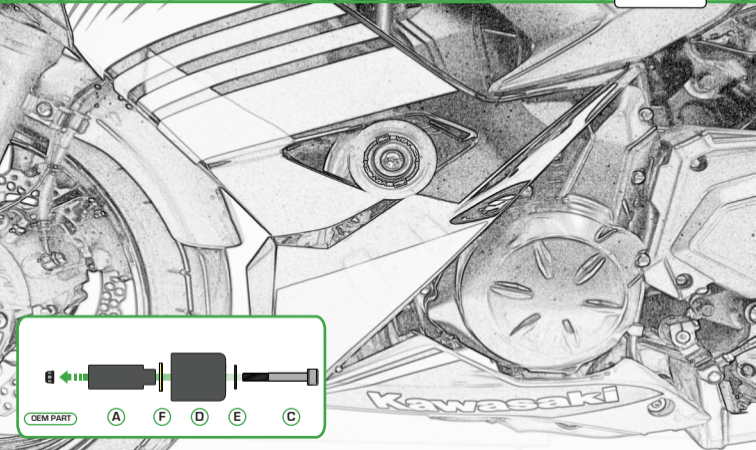
Reuse OEM nut







Repeat stages
1 - 8 for the left
hand side





ESSENTIAL CHECKS



It is recommended that periodic inspections are made to ensure that all bolts are tightened to the specified torque settings.

Should the bike be involved in an accident a thorough inspection should be made and any components that have taken an impact, no matter how small, be replaced