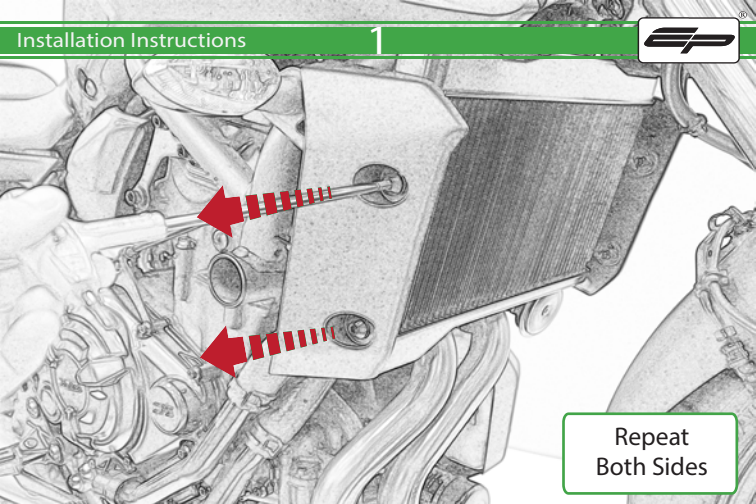






Kit Contents PRN014086

Ⓐ 6 x Rubber Bungs



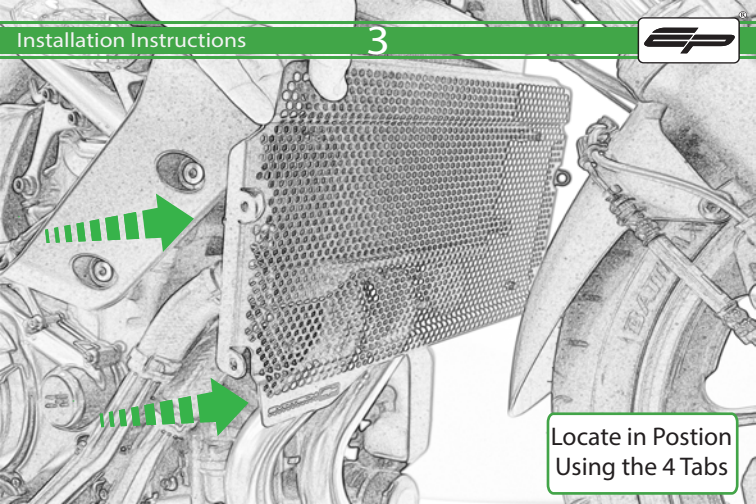


Repeat  
Both Sides




Locate round holes amongst hexagons.

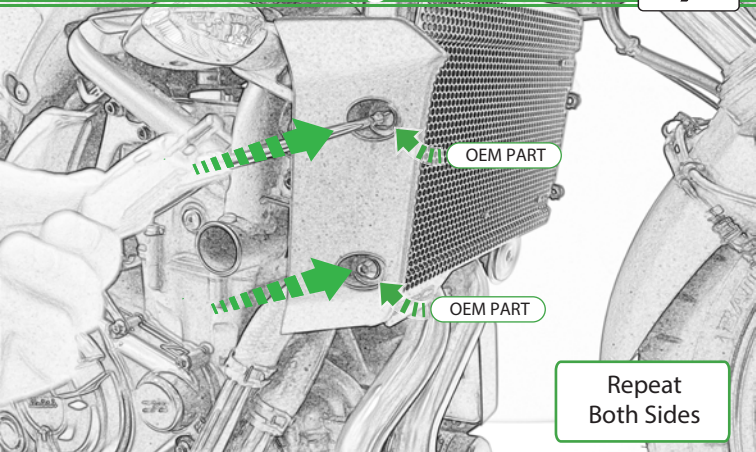
Push Rubber Spacer through from the back of the guard so Hexagonal shape fits on the front face



Locate in Position  
Using the 4 Tabs



Repeat  
Both Sides



OEM PART

OEM PART

Repeat  
Both Sides



## ESSENTIAL CHECKS



It is recommended that periodic inspections are made to ensure that dirt and debris have not become trapped between the guard and the radiator/oil cooler. Such dirt and debris would reduce the cooling efficiency of the radiator/oil cooler.

It is recommended that periodic inspections are made to ensure that all fixings are fully tightend.