

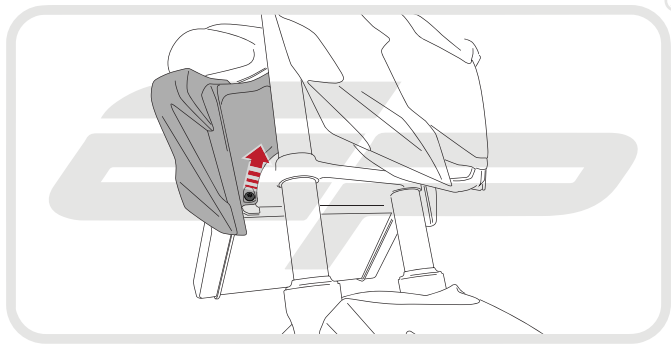


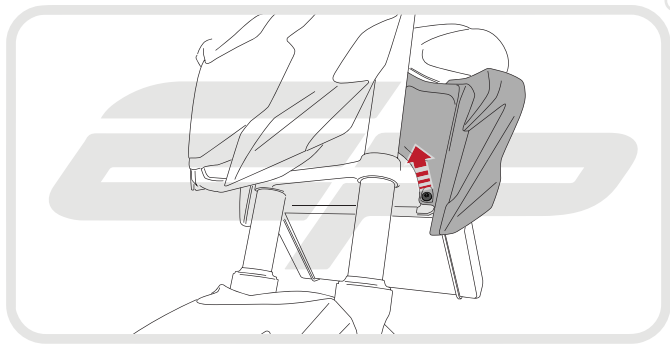
HONDA CBR500 F RADIATOR GUARD

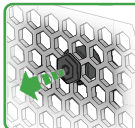
Product Reference - 13296

Kit Contents

- Ⓐ 1 x Radiator Guard
- Ⓑ 2 x M5 - 25 Cap Head Screws
- Ⓒ 4 x Rubber Spacers

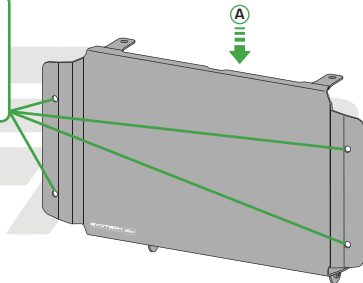


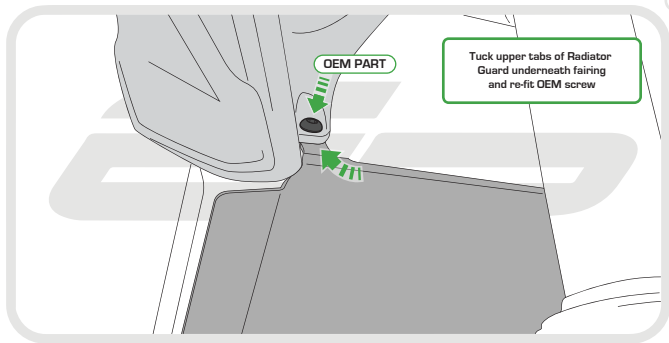




Locate round holes amongst hexagons.

Push Rubber Spacer through from the back of the guard so Hexagonal shape sits on the front face

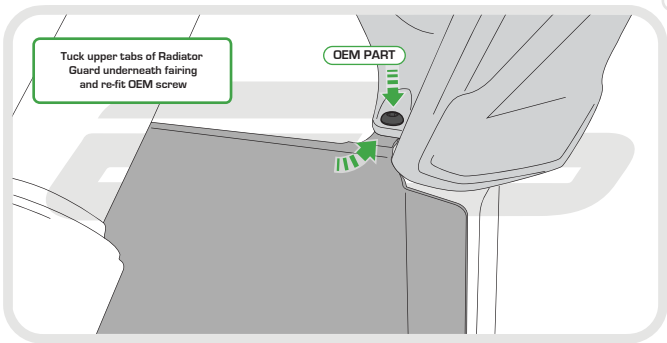






Tuck upper tabs of Radiator Guard underneath fairing and re-fit OEM screw

OEM PART



Ensure lower tabs sit to
the RH side of the
radiator mounts





ESSENTIAL CHECKS

It is recommended that periodic inspections are made to ensure that dirt and debris have not become trapped between the guard and the radiator/oil cooler. Such dirt and debris would reduce the cooling efficiency of the radiator/oil cooler.

It is recommended that periodic inspections are made to ensure that all fixings are fully tightened.