



**EVOTECH**®  
P E R F O R M A N C E

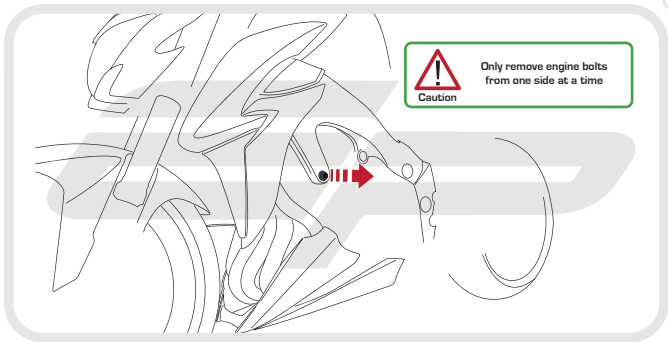
**Installation Instructions**

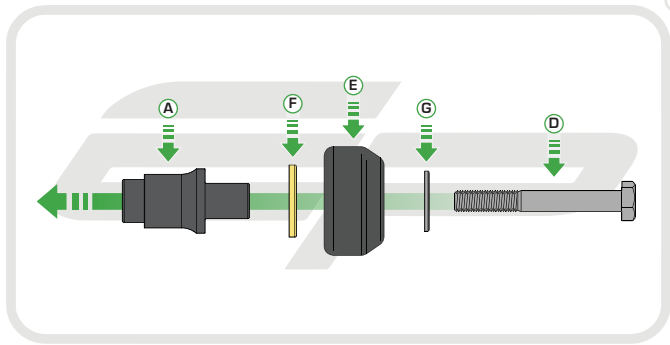
## SUZUKI GSX-S1000R CRASH PROTECTION

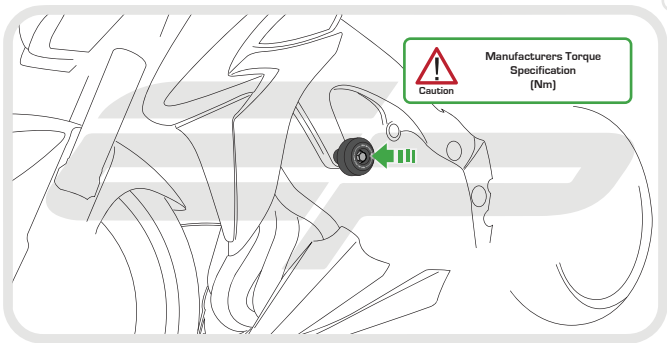
Product Reference - 12573

### Kit Contents

- Ⓐ 1 x LH Spacer (Shortest)
- Ⓑ 1 x RH Spacer (Longest)
- Ⓒ 1 x M10 - 110 x 1.25 Bolt
- Ⓓ 1 x M10 - 100 x 1.25 Bolt
- Ⓔ 2 x Bobbin Heads
- Ⓕ 2 x Polyurethane Washers
- Ⓖ 2 x M10 Washers



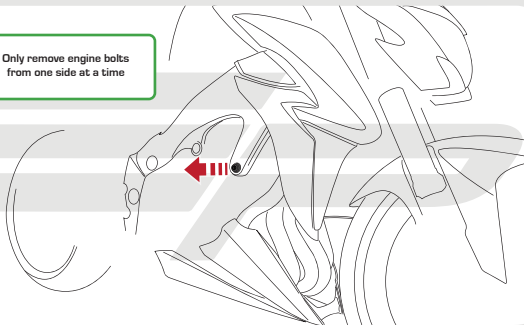


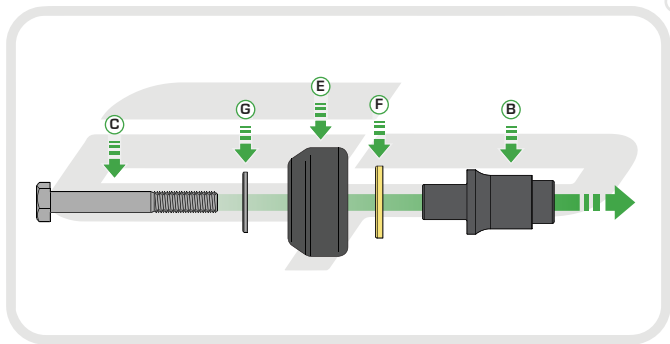




Caution

Only remove engine bolts  
from one side at a time







Caution

Manufacturers Torque  
Specification  
(Nm)







## ESSENTIAL CHECKS



It is recommended that periodic inspections are made to ensure that all bolts are tightened to the specified torque settings.

Should the bike be involved in an accident a thorough inspection should be made and any components that have taken an impact, no matter how small, be replaced



**EVOTECH**®  
P E R F O R M A N C E

[www.evotech-performance.com](http://www.evotech-performance.com)