



LIGHTSHOW WATERPROOF SPEAKER

Safety Instructions

Please read, follow, and keep these instructions.

- Keep the speaker away from extreme heat or humidity. Extreme temperatures can cause the device to deform, reduce the battery capacity, and shorten the lifespan of the device.
- Do not submerge the speaker in water or other liquids. The speaker can tolerate heavy splashing or rain for a limited time.
- If you need to clean the speaker, make sure the power is turned off and that you use a non-abrasive cleaner.
- Keep the speaker and accessories out of reach of children and pets to avoid accidents.
- Do not use the speaker or accessories if they have been damaged in any manner or have malfunctioned.
- Do not disassemble or modify the speaker and accessories for any reason. This may cause a malfunction or product failure. Please contact us at info@bb-tek.com for repairs.

Table of Contents

What's Included

Box contents	3
--------------------	---

How to Use

Power on/off	4
Bluetooth pairing	5
Light mode options	6
Button controls	7
Charge your device	8

What's Included

Box Contents



BBTEK Lightshow
Waterproof Speaker



Carrying Case



USB Charging Cable

How to Use

Power on/off

Power on: Press and hold the power button for 2 seconds. The LED light at the bottom of the speaker will blink blue and the speaker will emit a tone once successfully turned on.

Power off: Press and hold the power button for 2 seconds. The LED light at the bottom of the speaker will turn off and the speaker will emit a tone once successfully turned off.


If there is an issue turning on your speaker, please charge the speaker and try again. Press and hold the power button for at least 2 seconds once charged to turn on the speaker. If you still experience issues after charging the speaker, please contact us at info@bb-tek.com for repairs.

How to Use

Bluetooth pairing

1. To connect the speaker to a new Bluetooth device, press and hold the power button for 2 seconds to turn on the speaker.
2. The speaker will automatically enter pairing mode once turned on.
3. In the Bluetooth settings on the device you would like to pair with the speaker, search for and connect to "BBTEK".
4. The LED light at the bottom of the speaker will turn a solid blue once successfully connected.

Automatic reconnect: The speaker will automatically reconnect to a previously paired device once turned on and in range. You do not need to pair the speaker again unless you have fully removed the pairing connection for the speaker from your device.

To disconnect the speaker from your Bluetooth device, press and hold the phone  icon button.

How to Use





Light mode options

The Lightshow Waterproof Speaker has 4 different light mode options:

1. Blinking white light
2. Blinking to the beat white light
3. Solid white light
4. No light

To change the light mode option on your speaker, press and hold both the volume up + and volume down - buttons for 2 seconds.

Button Controls

Function	What To Do
Play / pause	Press the phone  button once
Next song	Press and hold the volume up button for 2 seconds
Previous song	Press and hold the volume down button for 2 seconds
Volume up	Press the volume up button once
Volume down	Press the volume down button once
Answer call	Press the phone  button once to accept an incoming call
End call	Press the phone  button once to end an active call
Reject a call	Press and hold the phone  button for 2 seconds

How to Use

Charge your device

1. Open the charging port slot on the back of the speaker, indicated by the DC5V text.
2. Insert the microUSB end of the charging cable into the corresponding opening on the speaker.
3. Insert the other end of the charging cable into a power supply.

While the speaker is charging, a red LED light will be on. Once fully charged, the LED light will turn off.

The speaker will beep once the battery is low and needs to be recharged. The speaker takes approximately 2 hours to fully recharge from 0%.

How to Use

For additional video instructions, scan the QR code below or visit:
<https://bb-tek.com/products/lightshow-waterproof-speaker>

