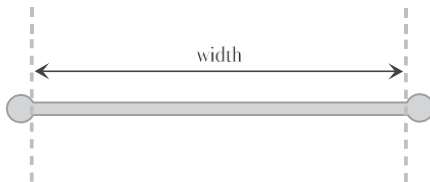




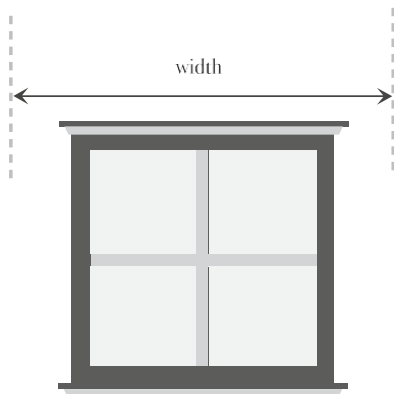
Eyelet Curtains



Measuring the width

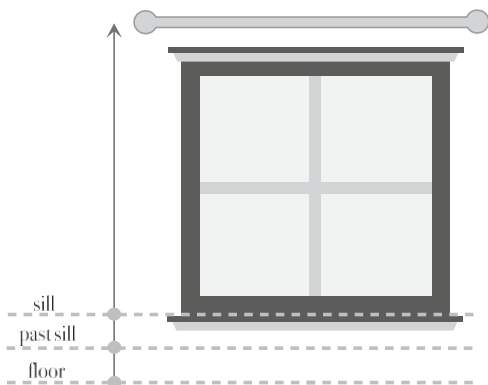
Already have a pole?

Measure the width of the pole between any decorative finials or end caps.



No pole in place?

Measure the width of the window reveal, then add to this how far you would like your curtains to run past each side of the window reveal.



Measuring the length (drop)

What length of curtain will suit your windows? Do you want them to finish at the sill, below the sill or fall to the floor?

At the sill: Measure from the top of the pole to 1cm above the sill. Add on 4cm for the fabric that will sit above the curtain pole. This is the measurement we require.

Below the sill: Measure from the top of the pole to the required length below the sill (usually 15 – 20 cm).

If you have a radiator below your sill, measure to 3cm above the radiator. Add on 4cm for the fabric that will sit above the curtain pole.

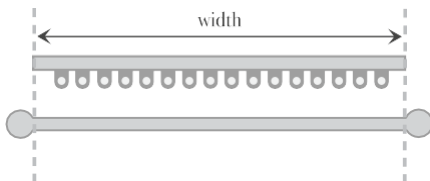
This is the measurement we require.

To the floor: Measure from the top of the pole to 1.5cm above the floor. This prevents the curtain dragging on the floor or becoming soiled or damaged.

If you want your curtains to drape on to the floor, add to this measurement how far you would like your curtains to drape. Add on 4cm for the fabric that will sit above the curtain pole. This is the measurement we require.



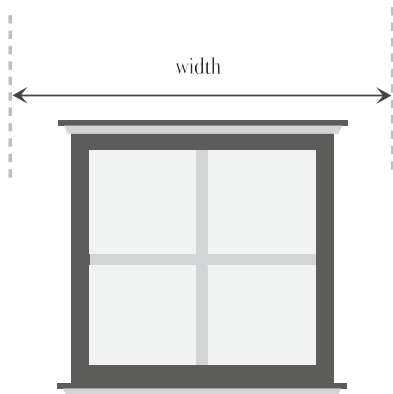
Pinch Pleat & Pencil Pleat Curtains



Measuring the width

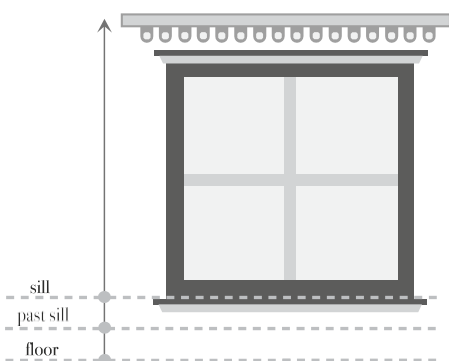
Already have a pole or track?

Measure the width of the pole between any decorative finials or end caps OR the width of your track.



No pole or track in place?

Measure the width of the window reveal, then add to this how far you would like your curtains to run past each side of the window reveal.



Measuring the length (drop)

What length of curtain will suit your windows? Do you want them to finish at the sill, below the sill or fall to the floor?

If you are using a CURTAIN TRACK:

To the sill: Measure from the top of the track to 1cm above the sill.

Below the sill: Measure from the top of the track to the required length below the sill (usually 15 - 20 cm).

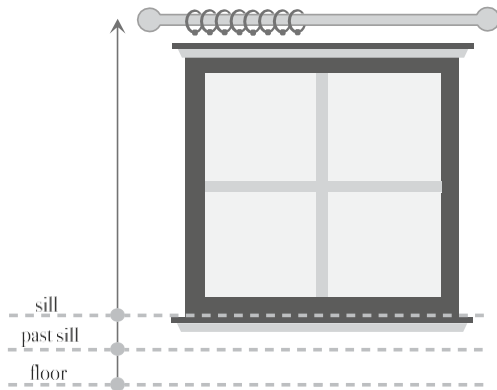
If you have a radiator below your sill, measure to 3cm above the radiator.

To the floor: Measure from the top of the track to 1.5cm above the floor. This prevents the curtain dragging on the floor or becoming soiled or damaged.

If you want your curtains to drape on to the floor, add to this measurement how far you would like your curtains to drape.



Pinch Pleat & Pencil Pleat Curtains



If you are using a CURTAIN POLE:

To the sill: Measure from the underside of the pole ring to 1cm above the sill.

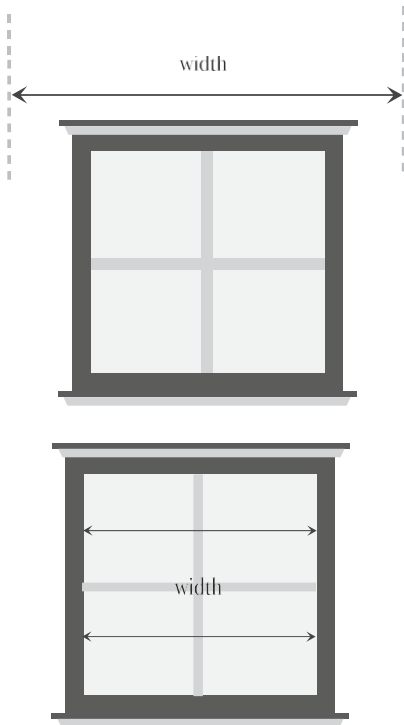
Below the sill: Measure from the underside of the pole ring to the required length below the sill (usually 15 - 20 cm). If you have a radiator below your sill, measure to 3cm above the radiator.

To the floor: Measure from the underside of the pole ring to 1.5cm above the floor.

This prevents the curtain dragging on the floor or becoming soiled or damaged.

If you want your curtains to drape on to the floor, add to this measurement how far you would like your curtains to drape.

Roman Blinds

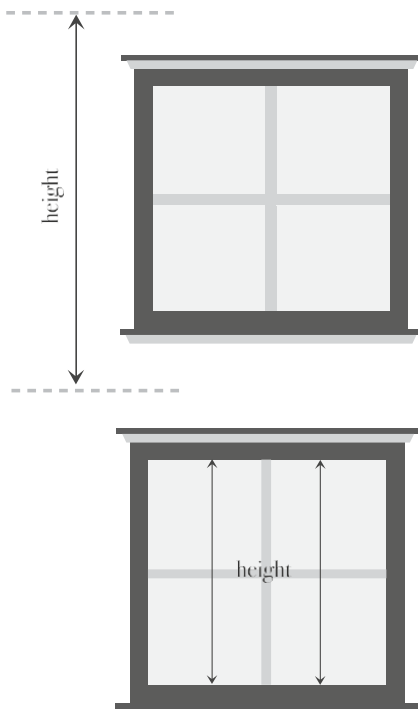


Measuring the width

Decide whether or not you want your blind to fit inside the window reveal or outside the window reveal.

Outside the window reveal: Measure the width of the window reveal and add to this how far you would like your blind to run past each side of the window reveal. To minimise light leakage we recommend that the blind overlaps the window recess by a minimum of 7cm at the top and 5cm at each side.

Inside the window reveal: Measure the width of the window reveal at the top, centre and bottom. Take the smallest measurement. We will adjust from this measurement to ensure the blinds do not catch the side of the reveal when raised or lowered.



Measuring the length (drop)

Outside the window reveal: Measure from the top of where you would like the blind to be to your desired length. The overlap at the bottom of the blind is personal choice but remember to take account of obstacles such as radiators.

Inside the window reveal: Measure the height of the window reveal at the left hand side, centre and right hand side and give the smallest measurement.