

TECHNICAL DATA SHEET



Rugged, energy efficient multistage blowers and exhausters

The Power Mizer® Series 4000 employs proven Spencer technology to meet heavy-duty air and gas handling requirements at peak energy efficiency.

Spencer's multistage centrifugal blowers and exhausters have a long track record of performance. The product line can be paired with Spencer's variable frequency drives (VFD), operator interface, a variety of control system options, and blower protection devices for optimum energy efficiency. It is ideal for maximum uptime in demanding environments.

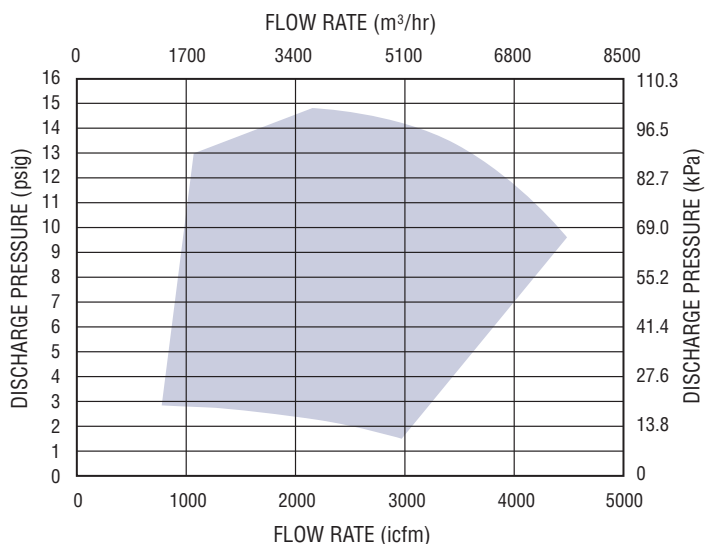
Applications include petrochemical refineries/sulfur recovery; mining/flotation; chemical/combustion air or process air; and municipal and industrial wastewater treatment/aeration.

Spencer's specially engineered aerodynamic components mean smoother, more efficient airflow from blower inlet to discharge. The Power Mizer Series 4000 is a cost-effective solution providing long-term power savings.

Performance Range

Performance at Standard Density

(Air at 68°F, Relative Humidity of 36%, Inlet Pressure 14.7 psia) 3550 rpm



Product Features

Technical Data

Number of stages: 2-8
Operating speed: 3550 rpm
Casing design pressure: 25 psig
Inlet connection: 12" (305mm) flange 125lb/150lb ANSI drilled and tapped
Outlet connection: 10" (254mm) flange 125lb/150lb ANSI drilled and tapped
Seals: labyrinth (single and double carbon ring available)
Bearings: 6310/7310 ball, minimum L10 bearing life of ten years per AFBMA
Lubrication: oil (standard) or grease (option)
Drains: 3/8 NPT with plugs
Impeller diameter: 24" (610mm)
Impeller tip speed: 372 ft/sec (113 m/sec)
First critical speed: 4266 rpm for maximum stages
Vibration: 0.23 in/sec

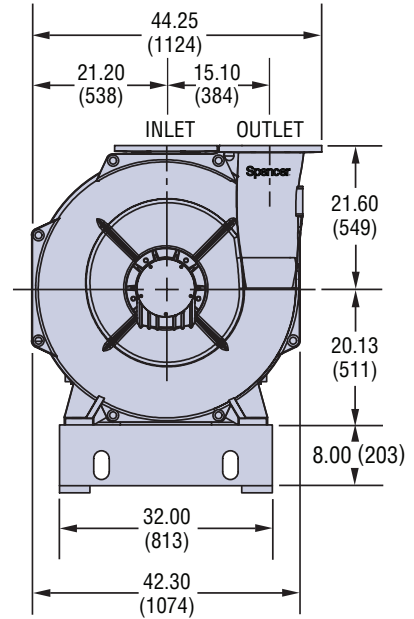
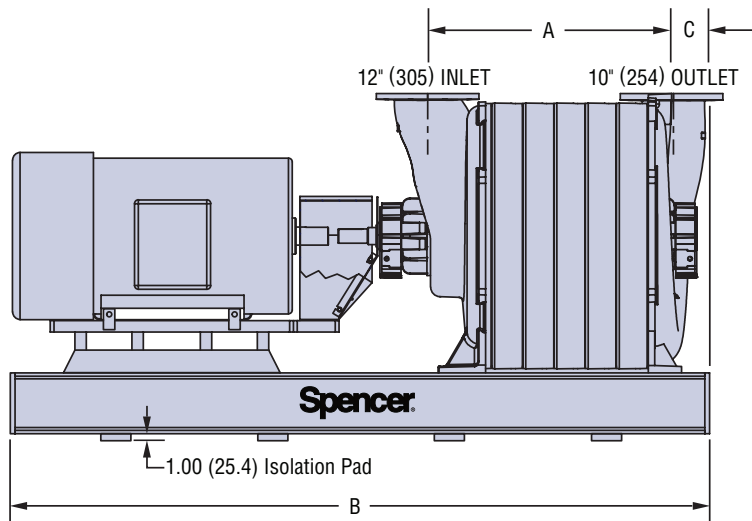
Accessories

Full line of standard and custom electrical control panels for packaged systems – UL and CUL Listed available
Dissolved oxygen control system
Flexible sleeve connectors and expansion joints
Filters and silencers
Butterfly valves and check valves

► Note: Specifications may vary and change without notice.

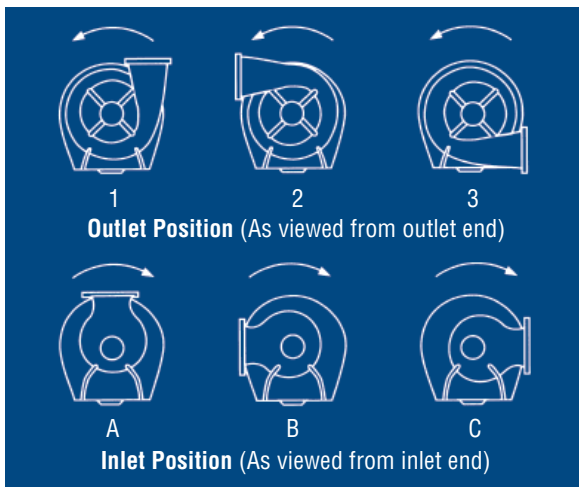
Materials of Construction

- Casing and heads: cast iron Class 30
- Tie rods: AISI 1035 carbon steel
- Interstage sealing: silicone rubber
- Shaft: AISI 1144 carbon steel
- Impellers: ASTM A356.0 cast aluminum
- Base: A36 structural steel
- Finish: epoxy primer with urethane topcoat
- Isolation pads: synthetic rubber and cork



Model Number	No. of Stages	Dimensions						Average Weight	
		A		B		C		Blower and Base (without motor)	
		inches	mm	inches	mm	inches	mm	lb	kg
C42	2	20.88	530	82	2083	11.45	291	2630	1194
C43	3	25.13	638	82	2083	7.20	183	3058	1389
C44	4	29.38	746	82	2083	2.95	75	3487	1584
C45	5	33.63	854	99	2514	7.20	183	4115	1868
C46	6	37.88	962	99	2514	2.95	75	4544	2063
C47	7	42.13	1070	108	2743	7.20	183	4997	2269
C48	8	46.38	1178	108	2743	2.95	75	5425	2463

Direction of Rotation



► Spencer may make improvements and dimensional changes to equipment designs based on market trends and requirements.

For product selection assistance, please email marketing@spencer-air.com or visit our website at www.spencerturbine.com to locate the Spencer representative in your area.

The  **Spencer** Turbine Company, 600 Day Hill Road, Windsor, CT 06095 USA

TEL 800-232-4321 ♦ 860-688-8361 ♦ FAX 860-688-0098 ♦ www.spencerturbine.com

