



MODEL NO: _____
 TYPE: _____
 PROJECT: _____
 COMMENTS: _____

LUMEN PERFORMANCE

Fixture Efficacy	Minute 1	Minute 45	Minute 90
100 lm/W	1000	1000	1000
110 lm/W	1100	1100	1100
120 lm/W	1200	1200	1200
130 lm/W	1300	1300	1300

DESCRIPTION

The **ILB CP10** from IOTA is a UL Listed and Classified LED emergency driver that allows the same LED fixture to be used for both normal and emergency operation. In the event of a power failure, the **ILB CP10** switches to the emergency mode and operates the existing fixture for **90 minutes**. The unit contains a battery, charger, and converter circuit in a single can and is available in different mounting configurations for individual fixture requirements. The **ILB CP10** will operate an LED array load at **10 watts** with **constant power** at a rated output voltage of **10V-60V**. The Constant Power design of the **ILB CP10** maintains the output wattage to the LED array even as the system voltage diminishes.

SPECIFICATIONS

Input Voltage	(Universal) 120-277VAC, 50/60Hz
Input Rating (120/277)	3.7 Watts (max)
Output Voltage ¹	10-60VDC Class 2 Compliant
Output Current	1.0A (@10VDC) - 0.16A (@60VDC)
Output Power	10 Watts (constant)
Max. AC Driver Output Current	3Adc
Power Factor	≥ 0.9
Emergency Operation	90 minutes
Operating Temp.	0° to 55° C
THD	< 20%
Battery	High Temp Nickel-Cadmium 24 Hour Recharge 7-10 Year Life Expectancy
Weight (configuration)	4.0 lbs. (A, R) 3.5 lbs. (B)
Approval	UL Listed for factory and field installation CSA C22.2 No 141

¹Max. output voltage in emergency mode is 58.5 VDC with a + tolerance of 1.5 volts



PRODUCT ADVANTAGES

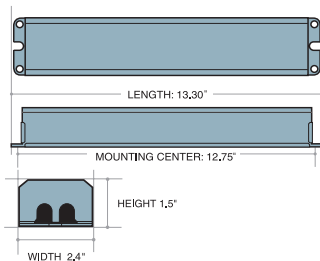
- **Auto-Sensing Class 2 Output**
Auto-adjusting 10-60 VDC output range accommodates a full range of Class 2 forward voltage LED designs
- **Constant Power Performance**
Constant wattage delivery maintains illumination for the full emergency runtime with no degradation
- **Listed for Field or Factory Installation**
UL Listed for both field or factory installation in United States and Canada

FEATURES

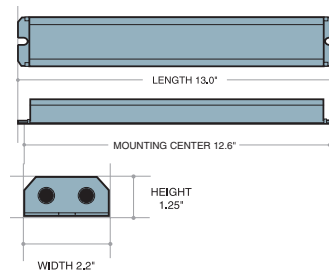
- UL 924 Listed, UL Listed and Classified to FTBV
- UL 1310 Certified, Output Class 2 Compliant
- Three mounting configurations available
- Long life high temperature recyclable Ni-Cad battery
- Galvanized steel case
- Includes single-piece TBTS test switch and charge indicator accessory kit
- For use with switched or unswitched fixtures
- **5-Year Warranty.**
- Meets or exceeds all NEC, IBC, and Life Safety Code Emergency Lighting Requirements
- Suitable for use in Plenum, Damp Location, Recessed Type IC, and Enclosed and Gasketed Luminaires
- RoHS Compliant

DIMENSIONS

ILB CP10 A/R: 13.3" x 2.375" x 1.5"
(mounting center 12.75")



ILB CP10 B/TM: 13.0" x 2.2" x 1.25"
(mounting center 12.6")



ILB CP10

Constant Power Emergency LED Driver

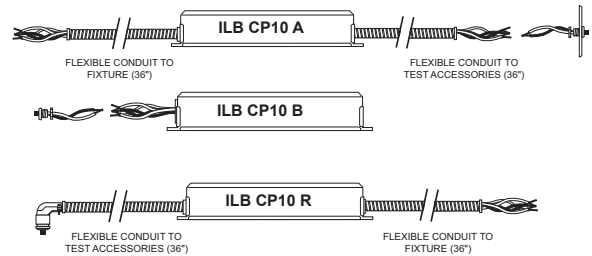

ORDERING GUIDE

ILB

CP10

Understanding Your IOTA Driver Model:

ILB = IOTA Emergency LED Driver
 CP** = Constant Power Performance at the rated wattage



ILB CP10 Sample Specification

Supply and install IOTA [Insert 10W model number] Constant Power emergency LED driver system as indicated on the plans. The emergency driver shall be designed for [Select "Internal" or "External"] mounting to the luminaire including a self-contained, high-temperature, sealed, maintenance-free nickel cadmium battery rated for a 10-year service life. The unit shall be provided complete with an illuminated push to test switch. The emergency driver system shall be UL class 2 certified in accordance with UL 1310 and shall be UL listed for use in damp locations and in enclosed and gasketed fixtures with a temperature range of 0° to 55° C.

The AC input shall be a two-wire, universal voltage capable 120 thru 277 VAC, 50/60 Hz and be UL Listed to Category Control Number (CCN) FTBR, Emergency Lighting and Power Equipment, and FTBV, Emergency Light-Emitting-Diode Drivers for field installation. Maximum input power of the emergency driver shall be 3.7 watts.

The unit charger shall consist of a two-stage charging system which samples the battery in relation to its temperature, state of charge and input voltage fluctuations. The charger shall be current limited, temperature compensated, short-circuit protected with reverse polarity protection. A low voltage battery disconnect (LVD) circuit shall be provided and will disconnect the load and circuitry from the battery when it reaches approximately 80 to 85% of its nominal terminal voltage, preventing a non-recoverable, deep-discharge condition as well as equipment initialization failure when utility power is restored. The unit shall achieve a full recharge in 24-hours.

The emergency driver shall accommodate an LED load with a forward voltage requirement ranging from 10 to 60 VDC. The output voltage sensing shall be automatic and instantaneous with a resulting, inversely-proportional current to maintain constant power to the LED array with an output tolerance of +/- 3%. The unit shall supply the rated load for a minimum of 1 1/2 hours or to 87 1/2% of rated battery terminal voltage. The output power to the LED load during emergency operation shall be held constant 7 watts from minute one throughout the entire emergency run time resulting in no loss or degradation of the light source during emergency operation.

The unit shall be furnished with an electronic, AC-lockout circuit which will connect the battery when the AC circuit is activated, and an electronic brownout circuit which will enable a transfer to emergency operation when utility power dips below an acceptable level. Maximum remote mounting distance of the emergency driver shall be 50-feet.

Emergency Lumen Performance - ILB CP10

Approx. Luminaire Efficacy	Minute 1	Minute 45	Minute 90
100 lm/W	1000	1000	1000
110 lm/W	1100	1100	1100
120 lm/W	1200	1200	1200
130 lm/W	1300	1300	1300



The **ILB CP10** is UL Listed and Classified for Field Installation. Refer to the "**CP Series Compatibility and Suitability of Use Guidelines**" addendum for complete project installation requirements.

ACCESSORIES

KIT TMK80 Top Mount Cover

When top-mounting "B" configuration ILB CP units, the TMK80 is used to cover the exposed wiring that goes from the battery pack into the fixture.

KIT TBMK T-Grid Mounting Kit

Use the TBMK mounting kit to remote mount flexed units within a grid ceiling. The ILB CP is secured to the TBMK bars which mount to the T-bars of the ceiling grid. The flexible conduit of the ILB CP connects to the fixture.

KIT RME1 Remote Mounting Enclosure

The RME1 enclosure accepts "B" configuration ILB CP units for remote mounting. The ILB CP is secured within the enclosure and wiring is routed through the 2 ft. of flexible conduit. Can be used in conjunction with the TBMK for grid ceilings.

Model	CI Code	UPC
ILB CP10 A	*2606TF	00040232420382
ILB CP10 B	*2604N6	00040232420399
ILB CP10 R	*2658JF	00193048842814
KIT TMK80	*265989	00040232420283
KIT TBMK	*26599K	00193048849301
KIT RME1	*26599N	00193048849332

Warranty: 5-Year Limited Warranty

Complete warranty terms located at www.acuitybrands.com/CustomerResources/Terms_and_conditions.aspx