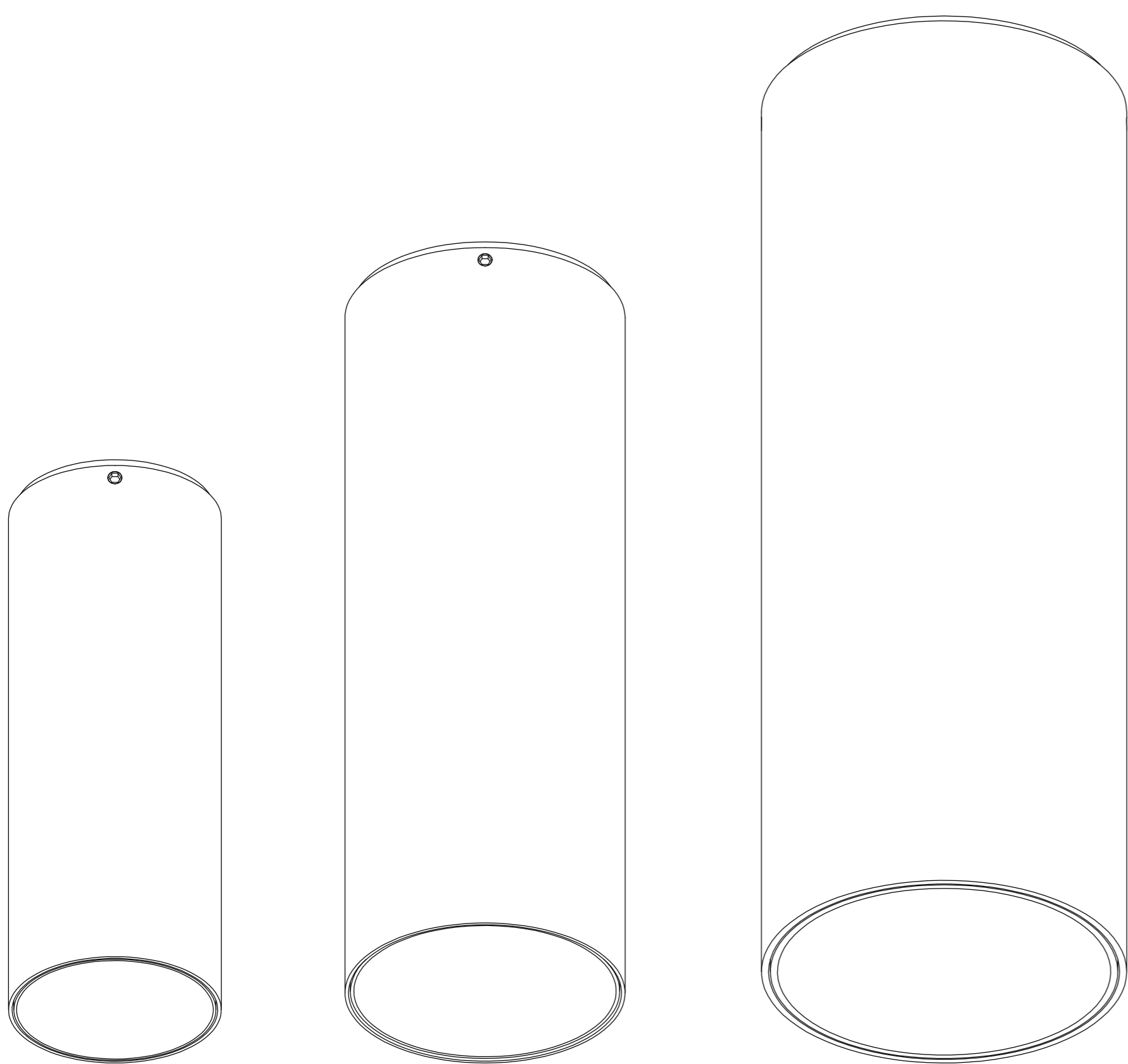
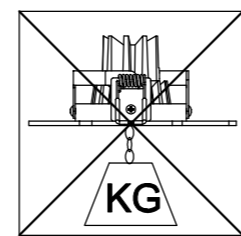
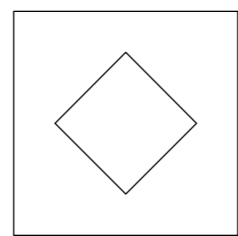
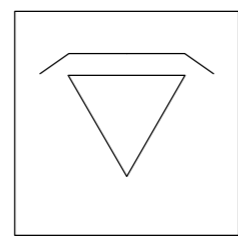
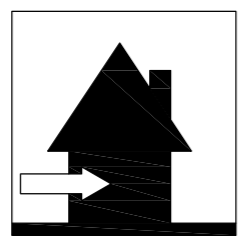
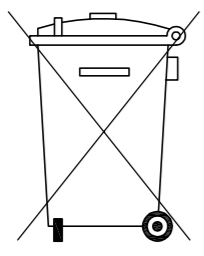


- 01.SWITCH OFF MAIN
- 02.MAKE HOLE PATTERN
- 03.INSTALL THE BASE PLATE
- 04.CONNECT LAMP TO THE MAIN
- 05.DRIVE IN THE SCREWS UNTILL TIGHT
- 06.SWITCH ON THE MAIN AND LIGHT ON



LBL-219  
D60xH163(mm)  
COB-5W

LBL-220  
D79xH223(mm)  
COB-9W

LBL-221  
D102xH283(mm)  
COB-12W

Lamp:COB-LED  
 Color 6000/4000/3000K  
 Color rendering Ra80  
 Input 100V-240V AC  
 Current Constant 240/300/500mA  
 Frequency 50/60Hz  
 Watt 5/9/12W  
 Life span 20,000hrs  
 Operating temp -20°C--+40°C  
 Indoor use only  
 IP20  
 Dimmable NO

Cautions: a.Installed by qualified electrician  
 b.Use only power-supply supplied  
 by manufacturer for products guarantee