

## QT-ECO 1X4...16 S

QUICKTRONIC ECONOMIC | ECG for FL 7 mm and CFL



### Areas of application

- Public buildings

### Product family benefits

- Compact housing
- Automatic restart after lamp replacement
- Large input voltage range

### Product family features

- Supply voltage: 220...240 V
- Line voltage: 198...264 V
- Line frequency: 50 Hz
- Energy Efficiency Index EEI: A2 / A3 (depending on lamp)
- Automatic shutdown of defective lamps and at end of life (EoL)

# Product datasheet

## Technical data

### Electrical data

Nominal voltage	220...240 V
Mains frequency	50 Hz
Input voltage DC	176...254 V
Operating frequency	40 kHz <sup>1)</sup>
Max. ECG no. on circuit breaker 10 A (B)	68
Max. ECG no. on circuit breaker 16 A (B)	112
Inrush current	10 A

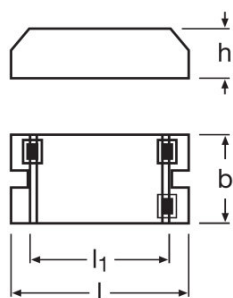
<sup>1)</sup> Approximately

### Light technical data

Starting time	1.0 s <sup>1)</sup>
---------------	---------------------

<sup>1)</sup> Preheat start: After a switch off, the lamps should remain switched off for 2 minutes to ensure an optimum preheat start

### Dimensions & weight



Length	80.0 mm
Width	40.0 mm
Height	22.0 mm
Mounting hole spacing, length	72.0...75.0 mm
Product weight	50.00 g

### Temperatures & operating conditions

Ambient temperature range	-15...+50 °C
Permitted rel. humidity during operation	5...85 % <sup>1)</sup>

<sup>1)</sup> Maximum 56 days/year at 85 %

### Lifespan

## Product datasheet

<b>ECG lifetime</b>	30000 h <sup>1)</sup>
---------------------	-----------------------

<sup>1)</sup> T<sub>c</sub> = 70°C, with max. 10% failure rate

### Additional product data

<b>Suitable for lamp power (1 lamp)</b>	4...16 W
---	----------

### Capabilities

<b>Suitable for fixtures with prot. class</b>	I / II
<b>End of lamp life safety shutdown</b>	EOL T.2
<b>Max. cable length to lamp/LED module</b>	1.0 m / 0.5 m
<b>Dimmable</b>	No

### Certificates & standards

<b>Approval marks – approval</b>	VDE
<b>EEI – Energy Label</b>	A2/A3 <sup>1)</sup>
<b>Standards</b>	Acc. to EN 61347-2-3/Acc. to EN 55015:2006 + A1:2007/Acc. to EN 61000-3-2/Acc. to EN 61547
<b>Protection class</b>	I
<b>Type of protection</b>	IP20

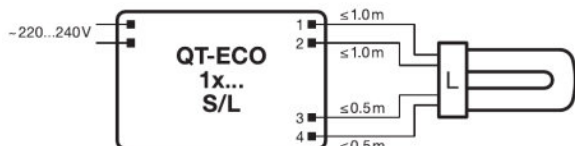
<sup>1)</sup> For detailed information please see Lamp-ECG combinations

### Logistical data

<b>Commodity code</b>	850410809000
-----------------------	--------------

### Wiring Diagram

---













---

### Wiring diagram

---

### Download Data

File	
	Certificates 334955_VDE-Marks approval
	Certificates 334983_VDE-Marks approval
	Certificates 335154_Manufacturer's declaration &#150; EN 55015:2006+A1:2007 (300 MHz)
	Certificates 683440_VDE-Marks approvals
	Declarations of conformity 334801_Declaration of conformity
	Operating instructions 592501_EAC QT-ECO
	CAD data 3-dim 313443_80x40x22 9900019
	CAD data 3-dim 313452_80x40x22 9900019
	CAD data 3-dim 313497_80x40x22 9900019
	CAD data PDF 313386_80x40x22 9900019

## Product datasheet

---

### Logistical Data

Product code	Product description	Packaging unit (Pieces/Unit)	Dimensions (length x width x height)	Volume	Gross weight
4050300638584	QT-ECO 1X4...16 S	Shipping carton box 50	212 mm x 142 mm x 170 mm	5.12 dm <sup>3</sup>	2791.00 g

---

The mentioned product code describes the smallest quantity unit which can be ordered. One shipping unit can contain one or more single products. When placing an order, for the quantity please enter single or multiples of a shipping unit.

---

### Disclaimer

Subject to change without notice. Errors and omission excepted. Always make sure to use the most recent release.

## QT-ECO 1X4...16 S

QUICKTRONIC ECONOMIC | ECG for FL 7 mm and CFL

Product name	Lamp group	Nominal current	Nominal wattage + Power loss	Luminous flux at 25 °C	Number of lighting outlets	EEL – Energy Label	Luminous flux at 35 °C
QT-ECO 1X4...16 S	DULUX D/E 10 W	0.08 A	11.50 W	600 lm	1	A3	
	DULUX D/E 13 W	0.10 A	14.00 W	850 lm	1	A2	
	DULUX S/E 11 W	0.09 A	13.00 W	900 lm	1	A3	
	DULUX S/E 7 W	0.06 A	9.00 W	400 lm	1	A3	
	DULUX S/E 9 W	0.07 A	10.00 W	600 lm	1	A3	
	DULUX T/E 13 W	0.10 A	14.00 W	800 lm	1	A2	
	HE 14 W	0.10 A	15.00 W		1	A2	1150 lm
	L 10 W	0.10 A	12.00 W		1		650 lm
	L 13 W BASIC	0.08 A	15.00 W		1		950 lm
	L 16 W	0.11 A	16.00 W		1		1100 lm
	L 6 W BASIC	0.06 A	8.50 W		1		270 lm
	L 8 W BASIC	0.07 A	10.50 W		1		450 lm