

## QTP-OPTIMAL 2X18...40

QUICKTRONIC PROFESSIONAL OPTIMAL | ECG for FL and CFL, not dimmable



### Areas of application

- Emergency lighting systems acc. to EN 50172 / DIN VDE 0108-100
- Industry
- Open-plan offices, corridors and storage rooms
- Public buildings
- Sports halls and factories
- Strip lighting
- Suitable for emergency lighting (DC operation)
- Modernization of existing systems
- Suitable for luminaires of protection classes I and II

### Product family benefits

- Long lamp life
- No adverse effect from frequent on/off switching
- Automatic restart after lamp replacement
- Perfect lamp start for applications with motion sensors
- VDE/VDE EMC certified system
- Very high energy efficiency due to cut-off technology

### Product family features

- Supply voltage: 220...240 V
- Line voltage: 198...264 V
- Line frequency: 0 Hz | 50 Hz | 60 Hz
- Lamp start with optimum filament preheating
- Lifetime: up to 100,000 h (temperature at  $T_c = 65$  °C, max. 10 % failure rate)
- Energy Efficiency Index EEl: A2 BAT
- Automatic shutdown of defective lamps and at end of life (EoL T.2)
- Safety: to EN 61347-2-3
- Lamp operation: to EN 60929

# Product datasheet

## Technical data

### Electrical data

Input voltage AC	198...264 V
Nominal voltage	220...240 V
Mains frequency	50...60 Hz
Input voltage DC	176...276 V
Operating frequency	40...50 kHz
Max. ECG no. on circuit breaker 10 A (B)	12 <sup>1)</sup>
Max. ECG no. on circuit breaker 16 A (B)	19 <sup>1)</sup>
Inrush current	37 A


<sup>1)</sup> Type B

### Light technical data

Starting time	1.5 s <sup>1)</sup>
---------------	---------------------

<sup>1)</sup> If there is a temporary interruption in the power supply (< 0.5 s), the lamp will start within 0.3 s

### Dimensions & weight



Length	360.0 mm
Width	30.0 mm
Height	21.0 mm
Mounting hole spacing, length	350.0 mm
Product weight	243.70 g

### Temperatures & operating conditions

Ambient temperature range	-20...+50 °C
Permitted rel. humidity during operation	5...85 % <sup>1)</sup>

<sup>1)</sup> Maximum 56 days/year at 85 %

## Product datasheet

### Lifespan

**ECG lifetime** 100000 h <sup>1)</sup>

<sup>1)</sup> At  $T_{case} = 65^{\circ}\text{C}$  at  $T_{c\_point}$  / 10% failure rate

Product name	Lamp group				
QTP-OPTIMAL 2X18...40	DULUX F 24 W	ECG ambient temperature [ta]	40	50	60
		Temperature at tc-point [°C]	50	60	65
		Lifetime [h]	100000	100000	90000
	DULUX F 36 W	ECG ambient temperature [ta]	40	50	60
		Temperature at tc-point [°C]	55	60	70
		Lifetime [h]	100000	100000	70000
	DULUX L 18 W	ECG ambient temperature [ta]	40	50	60
		Temperature at tc-point [°C]	50	60	65
		Lifetime [h]	100000	100000	90000
	DULUX L 24 W	ECG ambient temperature [ta]	40	50	60
		Temperature at tc-point [°C]	50	60	70
		Lifetime [h]	100000	100000	80000
	DULUX L 36 W	ECG ambient temperature [ta]	40	50	60
		Temperature at tc-point [°C]	55	60	70
		Lifetime [h]	100000	100000	70000
	DULUX L 40 W	ECG ambient temperature [ta]	40	60	60
		Temperature at tc-point [°C]	60	65	75
		Lifetime [h]	100000	90000	50000
	HO 24 W	ECG ambient temperature [ta]	40	50	60
		Temperature at tc-point [°C]	50	60	70
		Lifetime [h]	100000	100000	80000
	HO 39 W	ECG ambient temperature [ta]	40	60	60
		Temperature at tc-point [°C]	60	65	75
		Lifetime [h]	100000	90000	50000
L 18 W	ECG ambient temperature [ta]	40	50	60	
	Temperature at tc-point [°C]	50	60	65	
	Lifetime [h]	100000	100000	80000	
L 30 W	ECG ambient temperature [ta]	40	50	60	
	Temperature at tc-point [°C]	55	60	70	
	Lifetime [h]	100000	100000	70000	
L 36 W	ECG ambient temperature [ta]	40	50	60	
	Temperature at tc-point [°C]	55	65	70	
	Lifetime [h]	100000	100000	70000	

## Product datasheet

### Additional product data

Suitable for lamp power (2 lamps)	18...40 W
-----------------------------------	-----------

### Capabilities

Suitable for fixtures with prot. class	I / II
End of lamp life safety shutdown	EOL T.2
Max. cable length to lamp/LED module	2.0 m / 1.0 m
Dimmable	No

### Certificates & standards

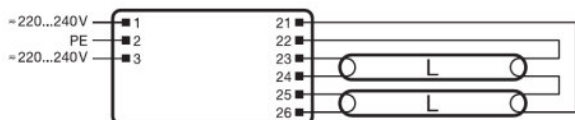
Approval marks – approval	EL / VDE / ENEC 10 / VDE-EMC
EEI – Energy Label	A2 BAT
Standards	Acc. to IEC 61347-2-3 / App. J/Acc. to EN 55015:2006 + A1:2007 + A2:2009/Acc. to IEC 61000-3-2/Acc. to IEC 61547
Protection class	III
Type of protection	IP20

### Logistical data

Commodity code	850410809000
----------------	--------------

### Wiring Diagram

---













---

Wiring diagram

---

### Download Data

File	
	Addon Technical Information 502689_Frequent switching Quicktronic
	Product Datasheet 502688_ECG lifetime - QUICKTRONIC non DIM
	Product Family Datasheet 346489_Familiendatenblatt QTP-Optimal
	Certificates 592319_EAC certificate for Quicktronics QT
	Certificates 349650_QTP-OPTIMAL VDE Certificate
	Certificates 346505_ENEC QTP-Optimal
	Certificates 346506_EMCC QTP-Optimal
	Certificates 346512_CE QTP-Optimal
	Declarations of conformity 709431_Declaration of Conformity
	Operating instructions 590771_EAC QTP-OPTIMAL

## Product datasheet

---

### Logistical Data

Product code	Product description	Packaging unit (Pieces/Unit)	Dimensions (length x width x height)	Volume	Gross weight
4008321873767	QTP-OPTIMAL 2X18...40	Shipping carton box 20	385 mm x 160 mm x 100 mm	6.16 dm <sup>3</sup>	5145.00 g

---

The mentioned product code describes the smallest quantity unit which can be ordered. One shipping unit can contain one or more single products. When placing an order, for the quantity please enter single or multiples of a shipping unit.

---

### Disclaimer

Subject to change without notice. Errors and omission excepted. Always make sure to use the most recent release.

## QTP-OPTIMAL 2X18...40

QUICKTRONIC PROFESSIONAL OPTIMAL | ECG for FL and CFL, not dimmable

Product name	Lamp group	Nominal current	Nominal wattage + Power loss	Luminous flux at 35 °C	Number of lighting outlets	Luminous flux at 25 °C
QTP-OPTIMAL 2X18...40	DULUX F 18 W	0.16 A	33.00 W	1050 lm	2	
	DULUX F 24 W	0.23 A	50.00 W	1650 lm	2	
	DULUX F 36 W	0.30 A	67.00 W	2700 lm	2	
	DULUX L 18 W	0.16 A	36.00 W	1150 lm	2	
	DULUX L 24 W	0.23 A	53.00 W	1750 lm	2	
	DULUX L 36 W	0.30 A	70.00 W	2800 lm	2	
	DULUX L 40 W	0.37 A	88.00 W	3500 lm	2	
	HO 24 W	0.24 A	49.20 W	1750 lm	2	
	HO 39 W	0.24 A	82.90 W	3100 lm	2	
	L 15 W	0.15 A	31.00 W	950 lm	2	
	L 18 W	0.17 A	39.00 W	1350 lm	2	
	L 18 W XT	0.17 A	39.00 W	1350 lm	2	
	L 23 W	0.26 A	57.70 W		1	1900 lm
	L 30 W	0.28 A	63.00 W	2850 lm	2	
	L 36 W -1	0.30 A	71.00 W	3100 lm	2	
	L 36 W	0.30 A	71.00 W	3200 lm	2	
	L 36 W XT	0.30 A	71.00 W	3200 lm	2	

## Product datasheet

Product name	Lamp group	Nominal current	Nominal wattage + Power loss	Luminous flux at 35 °C	Number of lighting outlets	Luminous flux at 25 °C
	L 36 W XXT	0.30 A	71.00 W	3200 lm	2	