

3Shape Dental System

Innovative 3D scanning and CAD/CAM solutions for labs



3shape 

Dear dental lab professionals

Dental System 2019 is for labs of all sizes that want to stay ahead in a changing industry.

And dentistry is indeed changing. More and more dentists want to enjoy the efficiency and improved patient experience enabled by intraoral scanners and 3D software for diagnostics and treatment. Labs can play a key role in this change. Because the digital dentist needs a strong digital partner – a lab they can work with to realize the full potential of today's technologies.

Labs are also seeking partners. Many labs work closely with expert design services, milling centers and 3D print providers to ensure that they can fulfill their customers varied demands. The open system philosophy behind Dental System will enable you to work directly and seamlessly with the industry's strongest providers.

This year, we proudly present the E4 - the fastest scanner we ever made. With Dental System 2019 labs can easily provide profitable services such as dentures, clear aligners, smile design, surgical guides, splints and more.

3Shape Dental System offers labs the widest range of treatment workflows, the largest suite of digital tools and libraries, integrated and intuitive workflows, and the strongest ecosystem. Because your success matters.

Let's change dentistry together

Tais Clausen

Co-Founder of 3Shape



Highlights from 3Shape

NEW E4 – our fastest lab scanner ever

Get more time to focus on applying your artistic design skills. Our new 3Shape E4 scanner with 4 x 5 MP cameras delivers unprecedented scan speeds and efficient die-in-model scanning for high productivity, as well as extremely high accuracy for even the most precision-demanding cases.



Introducing 3Shape **Splint Studio** - fast and intuitive

Finally the market gets a reliable CAD software that truly makes it both easy and productive for labs to create splints, night guards and protectors. A new and powerful calculation engine enables you to design a splint in just a few clicks.

Digital dentures and **clear aligners** to grow your business

Dental System 2019 brings you a completely new generation of dedicated software modules for producing dentures and clear aligners. Now any lab can enter some of the dental industry's most attractive and profitable service areas.

Tailor to your needs

1. Choose your scanner

E1

Essential scanning to digitize your lab



E2

Increases productivity and texture scanning



E3

High performance and implant bar accuracy



E4

Ultra-high speed and accuracy



D2000

All-in-one scanning for max volume throughput



2. Choose your design software

Complete Restorative

C

Get all indications from the Premium and Removable packages plus all available restorative add-ons to design abutments, implant bars, models and more at an attractive price.

Premium

P

Design all indications from the Crown & Bridge package plus splints, digital temps, digital smile design, RealView, telescopes, post & core and more.

Crown & Bridge

C&B

Design full anatomies, bridges, copings, frameworks and wax-ups. Use CAD points to provide advanced indications.

Removable

R

For labs that specialize in providing full and partial dentures.

Scan Only

SO

The easy way to go digital! Receive TRIOS cases or scan gypsum models and send to an external design service.

Optional Add-Ons and CAD Points

Add

Supplement your solution with add-on modules to offer abutments, implant bars and bridges, models, dentures and more. Or, purchase CAD Points to use on a case-by-case basis for indications not included in your package.

3. Choose your service package

LabCare subscription package

3Shape's LabCare subscription package provides high value services such as unlimited upgrades, support, access to hands-on training and events and special product discounts.

With a LabCare subscription, you can also add a five-year warranty and replacement service to secure your investment.

No subscription basic package

A subscription with 3Shape Dental System is completely optional. The Basic package comes without a subscription and offers limited services free of charge.



3Shape E1 – now any lab can go digital

In today's digital era, a solid CAD/CAM system is essential for even the most cost-conscious labs. With the affordable E1 scanner, 3Shape makes digital dentistry accessible to labs of all sizes.

Scan the bite directly in the articulator

With the 3Shape articulator holder you can insert the articulator into the scanner to scan the bite.

Best value for money

Get advanced scanning features and CAD design workflows at an affordable price.



Reliable impression scanning

Scan impressions directly without pouring a model, saving time and costs.

Powerful technologies

5 MP cameras, Blue LED and multi-line scanning for optimal detail capture and accuracy.

Fast scanning and auto-start for high productivity

High speeds let you complete more cases in less time. Scanning starts as soon as you place the model inside.

New 3Shape E4 – Ultimate productivity with our fastest scanner ever

3Shape is renowned for making very fast scanners, and the E4* is the fastest and most accurate scanner we have made to date. 4 x 5 MP cameras enable very high accuracy, powerful impression scanning and scanning of dies while they reside in the model to reduce scan steps and save time.

Double the speed

The E4 scans a full arch in 11 seconds which is 2 times faster than the E3's 22 seconds.

Double the accuracy

The E4 delivers accuracy of 4 microns compared to the E3's 7 microns accuracy.

Double the cameras

4 x 5 MP cameras enable scanning of dies in the model omitting extra steps for scanning dies individually.

High precision impression scanning

Enabled by the scanner's 4 x 5 MP cameras.

All the features from E1, E2, E3

Includes Auto-start scanning and articulator holder support.



3Shape lab scanners for every need

E1 Essential scanning to digitize your lab



Camera: 2 x 5 MP

Accuracy (ISO 12836): 10 µm

Scan speed (full arch): 40 sec

Scan speed (full arch impression): 130 sec

Texture: N/A

Scanning strategy: Standard

E2 Increases productivity and texture scanning



Camera: 2 x 5 MP

Accuracy (ISO 12836): 10 µm

Scan speed (full arch): 30 sec

Scan speed (full arch impression): 90 sec

Texture: B/W

Scanning strategy: Standard

E3 High performance and implant bar accuracy



Camera: 2 x 5 MP

Accuracy (ISO 12836): 7 µm

Scan speed (full arch): 22 sec

Scan speed (full arch impression): 80 sec

Texture: Color

Scanning strategy: Standard

NEW Scan both impressions and gypsum dies – the best of both worlds

Would you like to maintain control by exposing the margin line on a gypsum die, but want to avoid pouring and sectioning an entire model? Combine scans of the impression with scans of individual gypsum dies taken from the same impression to create a single case. This enables you to check details in specific areas much faster and is supported on all 3Shape scanners running Dental System 2019.

“With this new workflow, we have hundreds of crowns with great fit and cut our labor on model making down to a third.”

John DeBri
Dental Services Group



NEW

E4 Ultra-high speed
and accuracy



Camera:	4 x 5 MP
Accuracy (ISO 12836):	4 μ m
Scan speed (full arch):	11 sec
Scan speed (full arch impression):	45 sec
Texture:	Color
Scanning strategy:	Die-in-model

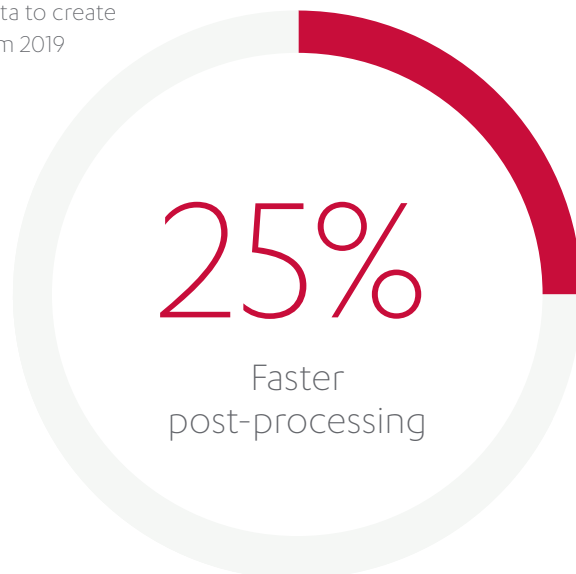
D2000 All-in-one scanning for
max volume throughput



Camera:	4 x 5 MP
Accuracy (ISO 12836):	5 μ m
Scan speed (full arch):	16 sec
Scan speed (full arch impression):	65 sec
Texture:	Color
Scanning strategy:	Die-in-model & All-in-one

NEW Post-processing of scans is now up to 25% faster

Start designing right away. Calculation of the scan data to create the 3D model is now up to 25% faster in Dental System 2019 compared to previous versions.



Choose your **service package** according to needs and budget

You can choose between two service packages to go with your 3Shape solution – LabCare or the Basic Package. The LabCare subscription package is optional and gives high value services to keep you ahead. For labs with a restricted budget, the Basic Package offers limited services free of charge. Both options are flexible, and you can subscribe or unsubscribe when needed.*

LabCare subscription package

Authorized support

Get help from experts in your local language and time-zone **

Software upgrades

Get all new software releases with the latest developments including libraries, workflows and tools

Wide range of training options

Access to hands-on training events and lectures held by authorized 3Shape experts and renowned speakers ** NEW

25% discounts

on additional seats
on subscription of additional seats
on 3Shape Academy training at a local 3Shape facility** NEW

Protect your investment

5-year warranty and replacement service with purchase of E4 or D2000 scanners*** NEW



No-subscription Basic Package

Pay for support

Charged per case

No upgrades

You get the software version corresponding to the year of purchase

No expert training

Self-training using available 3Shape videos and manuals

No discounts

Not eligible for special offers

No options

No option for warranty and replacement service

*Terms and conditions apply

**Subject to availability in your country

***For other scanners, you can purchase 3Shape's Warranty and Replacement service separately


Join the 3Shape Community

The 3Shape Community is a professional platform for you to expand your knowledge and network with labs and clinics around the globe.

Advance your skills with 3Shape training videos

Access our extensive training video library covering design workflows, system configuration, tips and tricks.

Join the 3Shape Community at www.community.3shape.com



Network with other labs online and at events

Discuss CAD/CAM dentistry and share your experiences. Access to online discussions, courses, annual symposiums and events.

Access articles, training materials and case studies

Gain valuable knowledge about CAD/CAM and your 3Shape system.

Show your best work

Share your cases and receive feedback.

The widest range of treatment workflows

C Complete Restorative
P Premium

C&B Crown & Bridge
R Removable

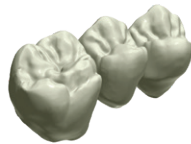
Add Optional Add-Ons and CAD Points
IS Implant Studio

O Ortho System Premium
CAS Clear Aligner Studio

Single crowns



Full anatomical bridges



Temporaries



Virtual diagnostic wax-ups including models



Maryland Bridges



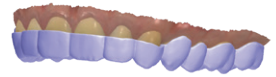
Copings



Table-tops and non-prepared veneers



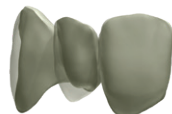
Splints



Framework bridges



Crowns and bridges with facial cutback



Primary telescope



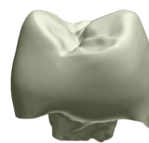
Secondary telescope



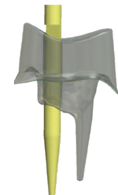
Inlays, onlays and veneers



Post retained crown (Richmond crown)



Standard post and core



Positioning guides



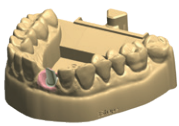
C&B **P** **C**

P **C**

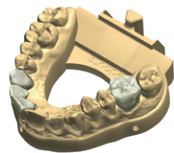
3Shape is renowned for its unrivaled range of treatment workflows covering the diverse needs and preferences of dentists and their patients. Choose the right software package according to your needs and later expand your portfolio with more services to stay ahead.

See 3shape.com/lab for more details.

Implant models with analogs




Crown and bridge models



Single arch dentures



Customized impression trays



P C R Add

Implant bars



Screw retained bridges



Dentures



Digital Smile Design & RealView



P C Add

Screw retained crowns with cutback



Customized abutments



Removable partial dentures



Clear Aligners



CAS Add

Implant frame bridges



Screw retained crowns




Implant planning and surgical guides



IS

Customized impression trays for implant cases



C Add

C R Add

Orthodontics and appliances



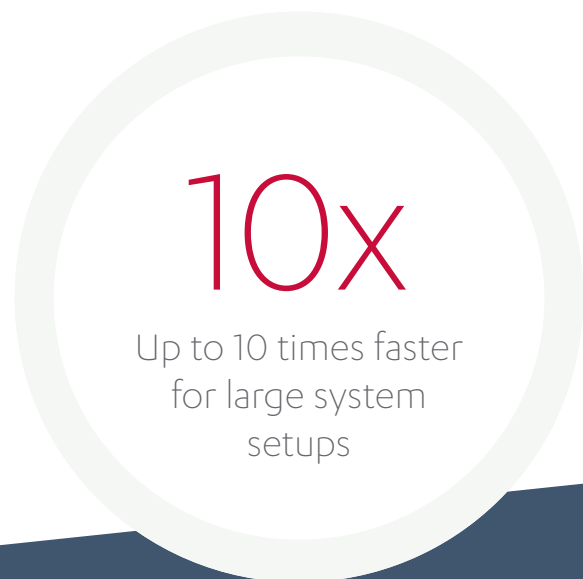
O

Increased **productivity** and stability with Dental System 2019

With every new 3Shape Dental System software release and as a part of our LabCare promise, we bring 3Shape labs stronger software with increased productivity and new possibilities to expand their business. Here are some of the improvements we bring you in Dental System 2019.

NEW Dental System now even **faster**

For labs with large system setups, it is now up to 10 times faster to start new cases, re-open previously designed cases and import and export material settings. Cases from your dentist are now downloaded in the background freeing your workstation for other tasks. To further assist large labs, we created a guide showing how to set up a client-server system for optimal productivity. Available on the 3Shape Community www.community.3shape.com



NEW Design proposals with one click

Let the system automatically create design proposals of single crowns and copings for your gypsum cases. Then use powerful tools to inspect and correct the design if needed during any step in the workflow.



SCAN



AUTO WORKFLOW



INSPECT

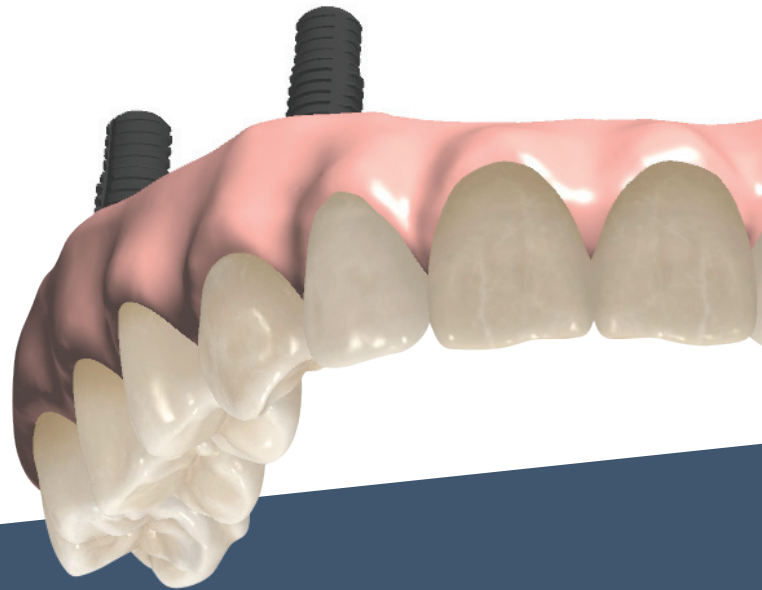


“We use Dental System for making large esthetic implant cases every day. It’s an efficient and stable solution that keeps our business running smoothly.”

John Wilson
Owner, Sunrise Dental Laboratory

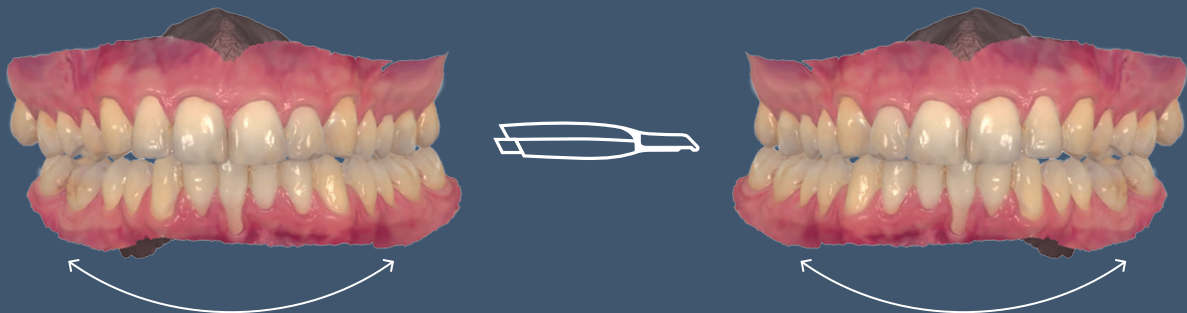
NEW Beautiful gingiva for implant bridges

We improved the esthetics and workflow speed when designing single layer full anatomy and cut-back implant bridges (Prettau style bridges). The gingiva will now snap to the teeth in a natural manner, reducing the need for adjustments and significantly reducing the time usually spent on this type of cases.



NEW Superior function using the patient’s real jaw motion

With Dental System 2019 you can use the real patient specific jaw motion recorded by the 3Shape TRIOS intraoral scanner. This enables technicians to fit designs according to the true dynamic occlusion and give patients highly functional restorations.



Make dentures **digitally** and grow

Powerful advancements to 3Shape's Denture Design software and new possibilities within materials and manufacturing are today making it highly profitable for labs to produce dentures digitally. The digital workflows reduce production costs and improve efficiency. 3Shape supports both high-quality milling and 3D printing manufacturing options.

NEW **Teeth-in-blocks** saves time

The software automatically connects teeth in single or multiple blocks to avoid the time-consuming task of gluing individual teeth into the base. Optimized for both milling and 3D printing.

Design **single-arch** dentures

Design dentures using customized teeth for single arch while adapting to the antagonist using the virtual articulator.



Case by Digital Dental Lab Services

NEW Optimized try-in denture workflow

Easily design your try-in dentures and check it out on the patient. Rescan the try-in to capture adjustments and update the design for a better denture.

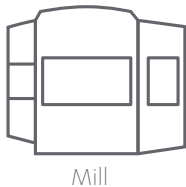
NEW Improved TRIOS integration and alignment

TRIOS' powerful edentulous scanning capabilities provides the backbone for your all-digital denture workflows. Alignment of intraoral scans has been improved so you are not dependent on 3rd party applications.



“After having done close to 1000 digital dentures, it’s clear that our costs are now down with 20%, and the quality is much higher.”

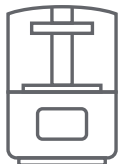
Germen Versteeg
Founder, DTL Mediaan Lab



Mill

NEW Milling & premanufactured teeth

Mill the base and use premanufactured teeth to construct the final denture or mill both base and teeth. Milling provides high quality results using proven and esthetic materials. 3Shape integrates with a wide range of milling machines with more being added all the time.



3D print

Save costs with 3D Printing

3D printing allows you to provide functional denture products at a lower cost and is widely used for temps and try-ins. 3D printing providers worldwide are constantly developing new materials to improve durability and esthetics. Dental System is already optimized for 3D printing which promises to revolutionize the denture market.

Access to major teeth providers

Dental System supports major denture teeth libraries enabling you to choose your preferred teeth manufacturer. To give you the most versatile denture solution, we keep adding more library providers as part of our LabCare service package.



NEW



NEW



New fast and intuitive 3Shape Splint Studio

3Shape's completely new Splint Studio* allows labs to easily produce splints, night guards, protectors and similar dental appliances with just a few clicks. Efficient digital design and manufacturing of splints gives labs an attractive opportunity to add a new and highly profitable service to their offering.

Automatic design workflows

Automatically raise the occlusal surface to the antagonist cusp tips and plane, and make slanted bite ramps in only a few clicks.

Design all types of splints

Create splints, night guards and protectors.

Extremely fast

The new software engine calculates the desired splint design in seconds ensuring high productivity.

Mill or 3D print

The splint design is automatically prepared and optimized for the selected manufacturing method.



*Please contact your reseller regarding availability of 3Shape products in your country/region
Splint Studio is not cleared by the FDA for clinical use in the US

Grow your business with 3Shape **Clear Aligner** Studio

Clear aligners represent one of the fastest growing areas within dentistry. Newly expired patents and digital technologies have opened new opportunities for labs to enter this highly profitable market by incorporating clear aligners into their offering. 3Shape Dental System makes this easy through powerful clear aligner software and flexible options for design and production.

Easily **design** clear aligner treatments

Clear Aligner Studio's automated features and guided workflow make it easy to generate the setups for each aligner required to move teeth from their original position and until the desired smile.

NEW Full treatment **control**

Get more control over tooth movements and improved visualization with enhanced setup and staging.



NEW Increase your efficiency

Save time and increase efficiency with new automated features such as ID tagging, attachment placement and sizing, and more.

Flexible design and production

Clear Aligner Studio is compatible with a wide range of 3D printers and vacuum forming machines. Optionally use expert design service partners for the setup and staging, or outsource the production to 3Shape manufacturing partners.



“3Shape’s software has made it very easy for us to move into this new market. Since we started offering clear aligners, we have probably tripled the amount of customers in the past few years.”

Bernhard Egger
Owner, Natural Esthetics

Be prepared - dentists are going digital!

More and more dentists are taking impressions digitally and using software to engage their patients. Your lab's ability to work with intraoral scans is crucial for your future. Dentists are seeking labs that can utilize digital technologies and work with them to realize their promises to patients.

Link directly to 3Shape TRIOS® intraoral scanner users

Dental System's TRIOS integration ensures that the intraoral scan and all information such as patient specific jaw motion, shade measurements, HD photos and more are immediately available for designing the case. The open system also supports 3rd party intraoral scans.

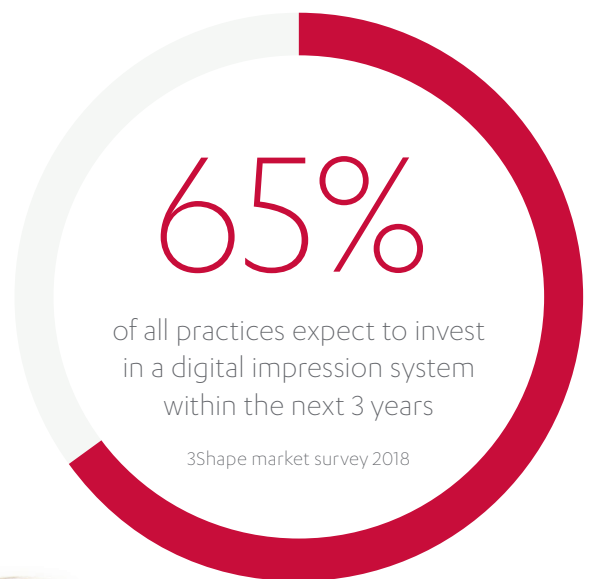
Improving patient experience

TRIOS and digital solutions such as smile design and treatment simulation are helping dentists excite their patients and encourage treatment acceptance.

Promote your lab to the digital dentist

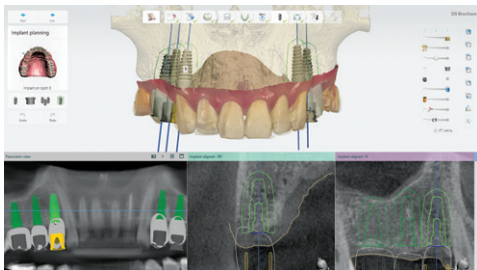
The 3Shape TRIOS Ready program connects and advertises your lab to customers.

See www.3shape.com/triosready for more information.



Provide **implant services** and secure the restoration order

Supplement your 3Shape Dental System with 3Shape Implant Studio® software to easily design and produce surgical guides, and optionally offer implant planning. Providing such implant services helps you secure the order, including the complete implant restoration which you easily produce by utilizing the planning information and Dental System's design workflows.



Implant planning with Implant Studio

Easily plan implant positions based on an initial crown design, or apply planning received from the dentist. Use 3Shape Communicate or other communication tools to quickly share and confirm your planning results.



NEW Tooth or bone supported surgical guides

Easily design tooth supported or bone supported* surgical guides based on the implant planning. Offer dentists surgical guide design services so they can 3D print in-house for same day implant treatment. Or alternatively, offer complete design and production of surgical guides in your lab.



Provide the complete implant restoration package

Apply your implant planning to easily create customized abutments (healing and final), temporary screw retained crowns and bridges and the final prosthetics in Dental System.

*Bone supported surgical guides will be available in Autumn 2019
Bone supported surgical guides are not cleared by the FDA for clinical use in the US

Unleash your creative potential

NEW Book: Fabulous Smiles by Przemek Seweryniak and Kate Brantvik


To inspire and involve patients and dentists, Przemek Seweryniak and Kate Brantvik created a high-quality coffee table style book titled "Fabulous Smiles" with stunning photos of people and their smiles. The book shows actual smiles that patients can select from the 18 amazing new libraries in Dental System and gives dental professionals instructions on how to achieve them. To learn more visit www.fabsmilesbook.com



Create beautiful smiles in minutes

3Shape Smile Design enables extremely fast and easy creation of digital smile designs with photo-realistic simulations to show and engage patients. With 3Shape's mobile apps you can share smile designs with dentists and their patients.

3Shape Smile Design is included in the Dental System Premium and Complete Restorative software packages.



Existing smile

The ability to create uniquely esthetic designs is becoming more and more important for dental professionals that want to stand out from the crowd. 3Shape Dental System enables you to exploit your creative skills when creating top quality designs for your customers with access to 100+ tooth libraries composed by some of the world's most skilled dental technicians.

NEW Amazing smile libraries in Dental System

The 18 new libraries by Przemek Seweryniak and Kate Brantvik offer smile choices across gender and age to match individual patients. The libraries are derived from real patients scanned in high quality with the 3Shape TRIOS intraoral scanner and adjusted for perfect occlusion ensuring both esthetic and functional restorations.



3Shape RealView connects 2D smile designs with 3D

Achieve high esthetics and great results. Use the digital smile design with the patient's photo to guide your 3D restorative design in Dental System's RealView Engine.

New smile with 3Shape Smile Design

About 3Shape

3Shape is changing dentistry together with dental professionals across the world by developing innovations that provide superior dental care for patients. Our portfolio of 3D scanners and CAD/CAM software solutions for the dental industry includes the multiple award-winning 3Shape TRIOS® intraoral scanner, the 3Shape X1® CBCT scanner, as well as market-leading scanning and design software solutions for both dental

practices and labs. Two graduate students founded 3Shape in Denmark's capital in the year 2000. Today, 3Shape employees serve customers in over 100 countries from 3Shape offices around the world. 3Shape's products and innovations continue to challenge traditional methods, enabling dental professionals to treat more patients more effectively.

Why 3Shape?

Reliable Dental Partner

- Excellence favored by thousands of labs in over 120 countries
- 450+ developers creating leading technology to maximize profitability for labs
- Driving digital dentistry with 100+ pending patents

High Quality CAD/CAM System

- Fast scanners with documented accuracy
- Intuitive software that enables exceptional digital craftsmanship
- Scanners developed according to ISO standards and Red Dot recognized

A Solution For Every Need And Budget

- Largest suite of scanners
- Unrivalled integration with 3Shape TRIOS® and third-party IOS, mills and 3D printers
- Widest range of treatment workflows

Contact your reseller regarding availability
of 3Shape products in your region

82602679 3Shape Dental System 2019 Broch EN

© 3Shape A/S, 2019. All rights reserved. The 3Shape name and logo and/or other trademarks mentioned herein are trademarks of 3Shape A/S, registered in US and other countries. All rights reserved.

3shape 