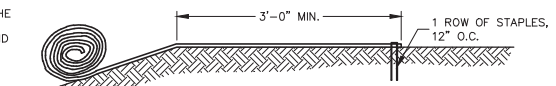
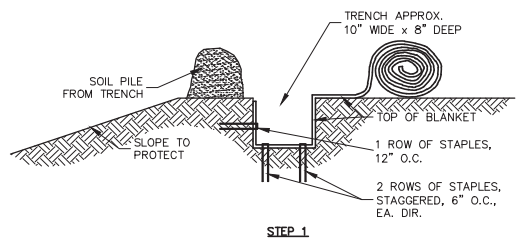


SLOPE DETAIL
NO SCALE

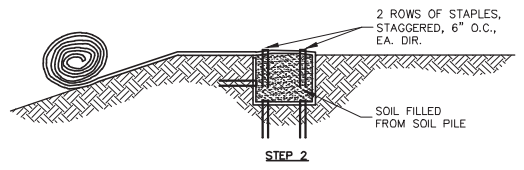


OVER SLOPE CREST METHOD
NO SCALE

DO NOT NEED TO TRENCH BLANKET IN IF IT CAN BE EXTENDED A MINIMUM OF 3'-0" OVER THE CREST OF THE SLOPE.

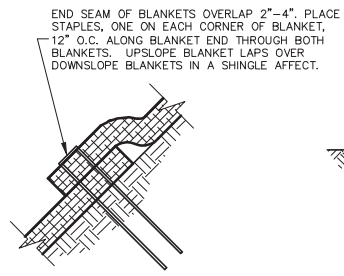


STEP 1

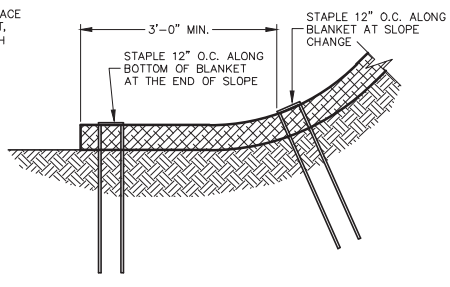


STEP 2

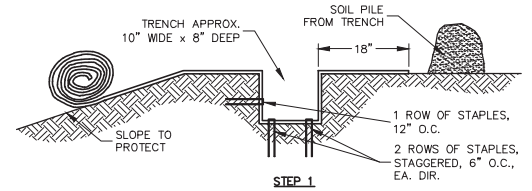
SLOPE TRENCHING METHOD "A"
NO SCALE



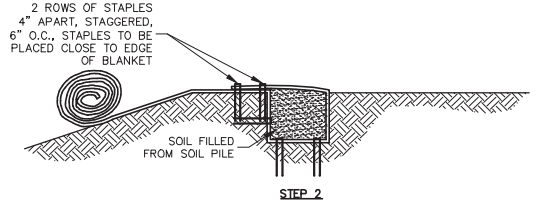
END ROLL OVERLAP
NO SCALE



BOTTOM OF SLOPE TERMINATION
NO SCALE



STEP 1



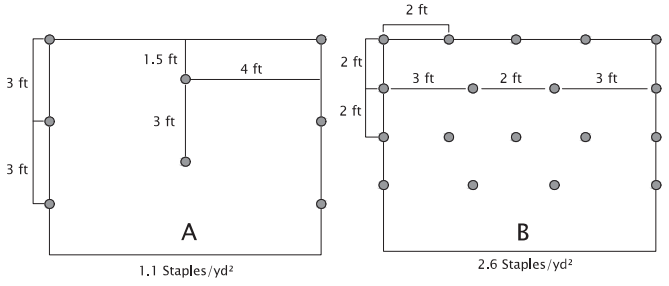
STEP 2

SLOPE TRENCHING METHOD "B"
NO SCALE

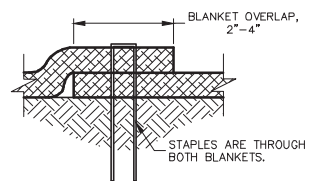
AEC Premier Straw/Coconut™ Staple Pattern Guide
For 8 ft wide AEC Premier Straw/Coconut Erosion Control Blankets

Application	Slope	
	≤ 3H:1V	≤ 1.5H:1V
Staple Pattern	A	B

● = Staple Placement



Notes:
1. Recommended staples are minimum 4 in biodegradable E-Staple®, as provided by American Excelsior Company, or 6 in wire for cohesive soils and 6 in biodegradable E-staple®, as provided by American Excelsior Company, or 8 in wire for non-cohesive soils.
2. For best results insert staples so heads are parallel to the flow of water.



SIDE SEAM OVERLAP STAPLE DETAIL
NO SCALE

