


Pop Up Backdrop Series

SKU:
HFBD10, HFBD13,
HFBD2010, CHFBD10,
CHFBD13, HFBD310



Take the frame out of the carry bag.

1



Pull the frame outward.

2




Snap the locking arms on all sides into place.

3




Each side is with Velcro. Start attaching the graphic to the frame with Velcro on one side and move forward to the next.

4



Move the display into place once the graphic is fully attached.

5



VLD Rocket Source
HassleFree Global Sourcing