



Modular Tension Fabric Kit 2 Display

SKU:
MTFDK2

You can display with one, two, or all three sections to achieve different display effects and meet different room spaces.



VLD Rocket Source
HassleFree Global Sourcing



Lay the parts on the floor.

1



All tubes are numbered or connected by a rope.

2



Press the push pin grip and lock the sections of the stand in place.

3



Connect the frame with the base.

4



The frame is assembled.

5



Slide the pillowcase style banner over the frame.

6




Zip the zipper on the bottom to get the graphic taut.

7



1 of the banner stand is finished.

8



Repeat above steps to set up the other 2 banner stands.

9