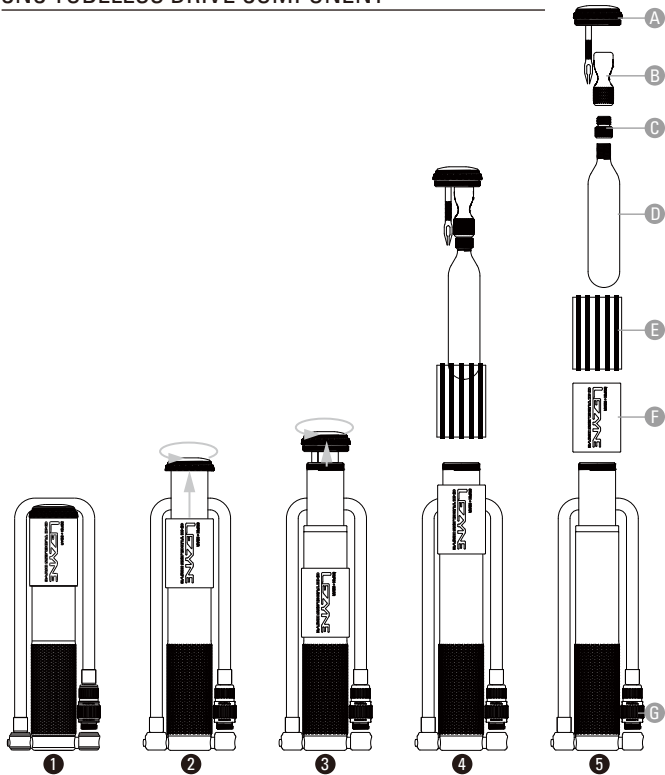


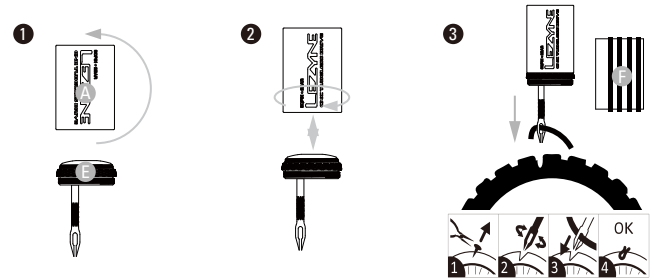
CNC TUBELESS DRIVE COMPONENT



- A HANDLE ADAPTER WITH REAMER
- B CO2 SPEED DRIVE
- C CO2 PUNCTURE PROOF ADAPTER
- D 20g CO2 CARTRIDGE
- E TUBELESS SEAL
- F CNC TUBELESS DRIVE HANDLE
- G TUBELESS FLIP CHUCK HEAD

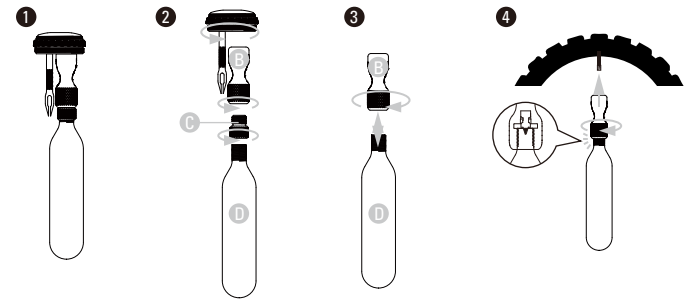
TUBELESS REPAIR SYSTEM

A + E + F

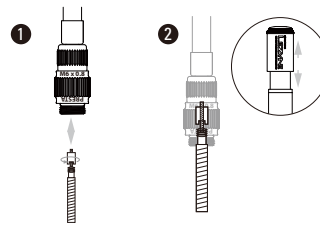


CO2 INFLATOR SYSTEM

B + D



PUMP WITH PRESTA VALVE



PUMP WITH M6x0.8 VALVE (for seating tubeless tire)

