

# Ring Size Guide

## Ring Size Finder

### Method - 1

1: Place the ring that fits your intended recipient on top of the circles.

2 : Make sure that the inside of the ring lines up with the outside of the circle.


3 : If your result is between sizes, you can choose the larger size.



15.6mm



16mm



16.45mm




16.9mm



17.3mm




17.7mm



18.2mm



18.5mm



19mm

# Ring Size Guide

## Ring Size Finder

### Method - 2






1: Get a string or use a simple strip of paper (around 6" long).

2 : Wrap the string or strip around the base of your finger.

3: Make a mark on the point where you see that it overlaps.

4 : Place the string or paper on the lines to discover your ring size.

5 : If your result is between sizes, you can choose the larger size.

Size 5 - 49.5mm	
Size 6 - 51.5 mm	
Size 7 - 54.0 mm	
Size 8 - 56.6 mm	
Size 9 - 59.1 mm	

# Ring Size Guide

## Ring Size Finder

### International Conversion Chart

Diameter	United States & Canada	Europe	UK, Australia & S.Africa	India	China	Singapore & Japan	Hong kong
15.61	5	49	J1 /2	9	10	9	11
15.92		50	K	10			
16.1	5 1/2		K 1/2		11	10	12
16.24		51	L	11			
16.56	6	52	L 1/2	12	12	11	13
16.7			M		13	12	
16.88	6 1/2	53	M 1/2	13		13	14.5
17.1			N		14		
17.2	7	54	N 1/2	14		14	16
17.52		55	O	15	15		
17.7	7 1/2		O 1/2			15	17
17.83		56	P	16	16		
18.15	8	57	P 1/2	17	17	16	
18.2							18
18.3			Q				
18.47	8 1/2	58	Q 1/2	18	18	17	19
18.79		59	R	19			
19.0	9		R 1/2		19	18	20.5