

FUSION 150

USER MANUAL

www.sunslice-solar.com

Table of contents

INTRODUCTION	2
PRODUCT OVERVIEW	2
KEY FEATURES	2
SPECIFICATIONS	3
CHARGE IN THE SUN	3
IMPROVE YOUR SUNSLICE EXPERIENCE	3
OUR WARRANTIES	4
PRECAUTIONS	4

[Click to go to the desired page](#)

INTRODUCTION

Thank you for your purchase. We hope you will have an excellent user experience with the Sunslife Fusion.

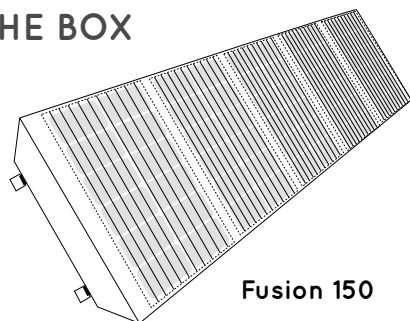
The Sunslife Fusion solar panel was developed by Sunslife, a Belgian company founded by two Belgian engineers with the ultimate goal of giving people access to energy everywhere.

This solar charger has an ideal solar charging speed for travelers, campers as well as for more domestic use and is extremely practical thanks to its foldable format. It will allow you to enjoy the sun twice as much..

This manual contains important information about the safety and maintenance of the product. To fully enjoy your purchase, we recommend that you read the manual carefully and keep it in a safe place in case you need to refer to it later.

Geoffroy & Henri

IN THE BOX



Fusion 150




DC5521 (male) to DC5521 (male)
& DC6530 (male) - 5M Cable

COMPATIBLE WITH



LAPTOP



TABLET



GPS



SPEAKER



USB



SMARTPHONE



GoPRO



SAT PHONE



TORCHLIGHT

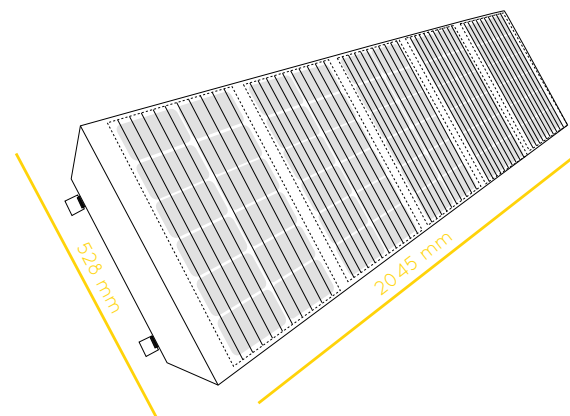


SMARTWATCH

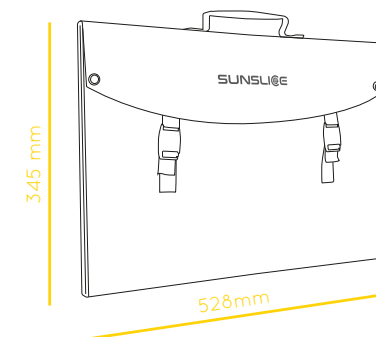


CAMERA

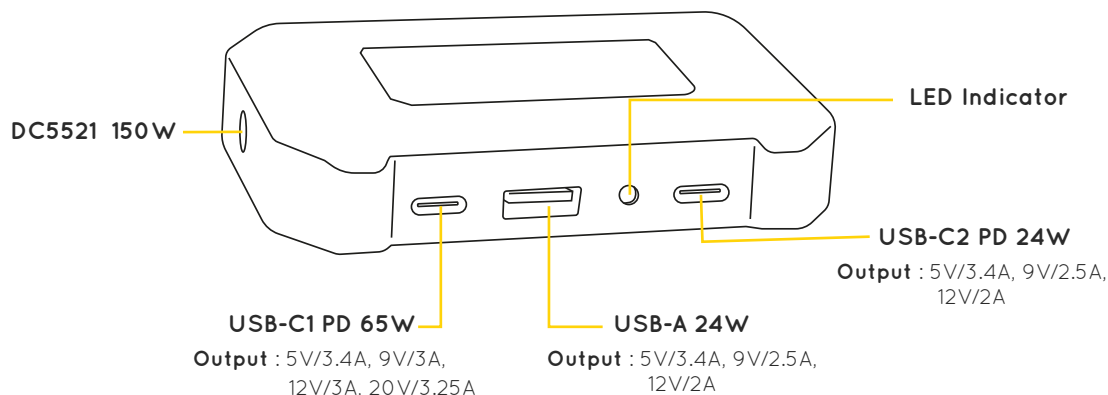
PRODUCT OVERVIEW



Weight : 6.2kg



USB INTERFACE / JUNCTION BOX



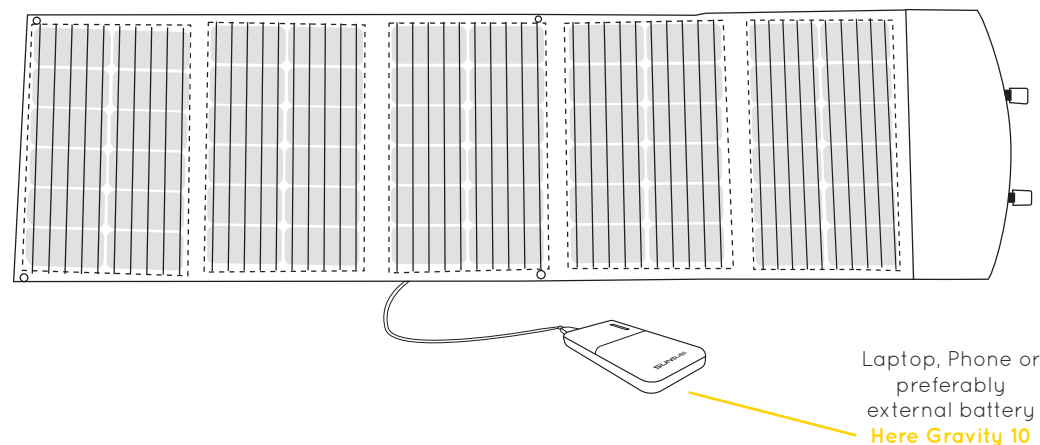
KEY FEATURES

- SOLAR POWER 150 WATTS
- FOLDABLE AND PORTABLE
- TRIPLE USB-OUTPUT
- ULTRA-RESISTANT TEXTILE
- SCRATCH-RESISTANT
- SHOCK-RESISTANT
- WATER RESISTANT

SPECIFICATIONS

SOLAR POWER	150 Watts
TECHNOLOGY	Monocrystalline
TOTAL SOLAR OUTPUT 150W MAX	<u>USB-C1 PD 65W</u> : 5V/3.4A, 9V/3A, 12V/3A, 20V/3.25A <u>USB-C2 PD 24W</u> : 5V/3.4A, 9V/2.5A, 12V/2A <u>USB-A 24W</u> : 5V/3.4A, 9V/2.5A, 12V/2A <u>DC5521</u> : 150W
VOC	39V
VMPP	30V
ISC	6.45A
IMPP	5A
WEIGHT	6.2kg
DIMENSIONS	345 x 528 x 45 mm (closed) 2045 x 528 x 10 mm (open)
CHARGING STATUS	LED Indicator
IN THE PLANE	Allowed


CHARGE IN THE SUN



The Fusion charges using solar energy. To start charging, unfold the Fusion and place it in the sun.

Next, connect the device of your choice to the back of the Fusion using the original USB cable of the device you are charging. The device will begin charging automatically.

The connected device should ideally be an external battery. Connecting a phone or computer directly to the Fusion is also possible but may decrease the performances..



IMPROVE YOUR SUNSLICE EXPERIENCE

- ▶ Tilt the Fusion in the right direction to receive as much sunlight as possible. It's best to place the panels perpendicular to the sun to maximize its performances..

► Try to fully and uniformly expose the solar panel to the sun. Placing the panel behind a window significantly reduces the solar performances..

► The Fusion charges better when it is static and well exposed.

► Different phone models and devices may react differently to charging depending on their intrinsic characteristics (e.g. One Plus, iPhone, Huawei, etc.). Therefore, charging time and performance may vary accordingly.

OUR WARRANTIES

PREMIUM QUALITY

We select the finest materials to insure a high quality and durability for all of our products.

PROTECTION CIRCUIT

The Sunslice Fusion is equipped with a voltage stabilizing circuit to avoid damaging your devices.

2 YEARS WARRANTY

The Fusion has a 2 year warranty. In case something goes wrong, please contact us directly by email at :

service@sunslice-solar.com

Before contacting us, please have a look at our FAQ at :

www.sunslice-solar.com/apps/help-center

PRECAUTIONS

- Do not pierce, throw, drop, or modify the structure of your Fusion.
- Do not crack the solar panels by bending them.
- Do not leave the Fusion in the rain, keep it away from water. Do not expose the Fusion to fire or excessive heat.
- Avoid charging your phone or laptop directly from the Fusion. It is better to first charge an external battery with the Fusion and then charge your phone with that battery.
- Do not short-circuit the Fusion with lead or metal objects.
- Do not disassemble the charger or modify its structure in any way.
- Stop using the Fusion if it generates an unusual odor, heat, distortion, or any other anomaly.
- Keep out of reach of children.

**You are welcome on our website to learn more
about our products.**

www.sunslice-solar.com

Sunslice SRL
Chemin du Cyclotron 6,
1348 Louvain-la-Neuve, Belgique

