



**KHAO JIN LAE or LOPBURI
TEMPLE AREA | SECRET GARDEN
Lopburi**

เขาจินแล | ซี่โครงท การ์เด็น จ.ลพบุรี
Photographer credit: Thanaphon Jiraphongbandit



AT A GLANCE

GPS COORDINATES TEMPLE LOCATION

N14°49'58" E100°45'26"

GEAR SP 60 m rope, 14 quickdraws
MP 80 m rope, or 2 x 60 m ropes, and helmets

GRADES 5 to 7c

TOTAL ROUTES 50 SP, 7 MP
Temple Area: 25 SP, 5 MP
Secret Garden: 25 SP, 2 MP

NOTE Helmets are highly recommended since MP routes are above SP. Hiking shoes and mosquito repellent are very useful.

Lopburi is one of the oldest continuously inhabited cities in Thailand. It is today best known for its wild monkeys wandering everywhere around the city and specially in the vicinity of the Khmer temple near the train station. East of the city, approx. 20 km away from the monkeys, lies the limestone crag of Khao Jin Lae. Commonly called "Lopburi", the crag was developed on the peak of Khao Jin Lae at the foot of which is a Buddhist temple—Wat Pa Suwannahong. It is divided in two main sectors: the **Temple Area** and the **Secret Garden**. By its size and quality of the routes, Lopburi is one of the top climbing areas in central and northeast Thailand. Its main features are the 200 m multipitches which are the longest in Thailand and the best MPs around BKK, from the top of which you can enjoy the beautiful view over the area and the fields of sunflowers in late November. Some initiatives are currently taking place to rebolt and further bolt the crag whose first routes were bolted in the early 2000's. We must thank the local monks for giving their blessing to the development and access of the mountain to climbers. Please stop say hi to them and ask them for their authorisation to go climbing. They may ask you to fill your name in a record book or to take a picture of you. Please consider dropping a small donation directly to a monk or nun upon leaving the area.

Temple area is located right above/behind the temple. This is where the long 200 m MP are located.

Secret Garden, found by Jean-Jacques Braun, is located on the right hand side of the Temple area when facing the cliff.



CRAG HISTORY

The crag of Khao Jin Lae was discovered in the 1990's by Peter Andrich while on a business trip to Lopburi. Bolting however only started in 2000 by his friend David Estey after he moved to Thailand. The 4 multi-pitch routes to the summit, as well as the first to the top of Easter Island, were made by Benoit Grasser.



CRAG ACCESS

The crag is located approx. 150 km north of Bangkok. From BKK, take Phaholyothin road to Saraburi, and continue towards Lopburi on the same road. As you approach Lopburi, follow the access map on the right to Wat Pa Suwannahong where you can park and walk to the crag.



FOOD & ACCOMMODATION

There is a vast range of accommodation and food options in the city of Lopburi.

Night Market Plenty of street food options, next to Lopburi Railway Station.

Khao Tom Hor/Jurathip Restaurant A local favorite Chinese dinner with a variety of menu options. It's very affordable and located just opposite from the night market.

The Mellow coffee shop, just opposite from Noom Guesthouse.

Noom Guesthouse affordable stay located in Lopburi town, near the train station, with motorbikes for rent.
www.noomguesthouse.com



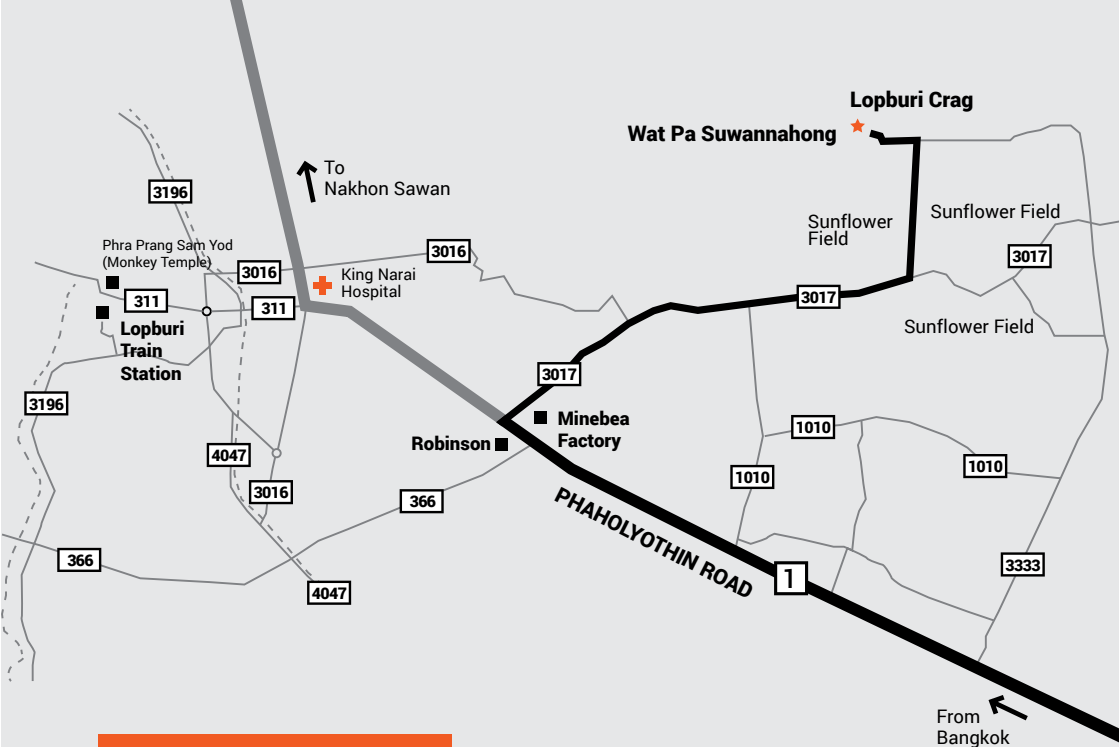
RESTDAY ACTIVITIES

Phra Prang Sam Yod Lopburi iconic historical Khmer monument.

Monkey Festival world known monkey festival near Phra Prang Sam Yod, last week of November.

Somdej Phra Narai National Museum a former palace of 17th century King Narai located in downtown.

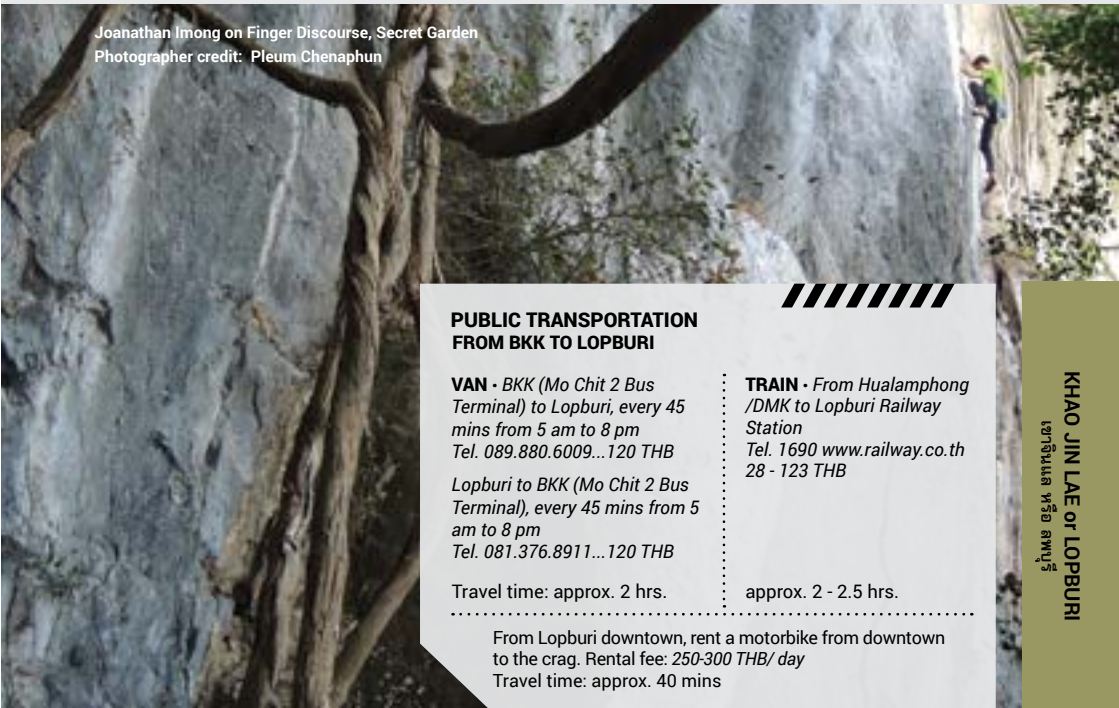
Sap Lek Reservoir (อ่างเก็บน้ำซับเหล็ก) Several nice waterfront restaurants by the reservoir. Perfect place to celebrate a successful climb! 2 km from the crag.



KING NARAI HOSPITAL 

84 moo 3, Phahonyothin Rd, Tha Sala
 Tel: 036.420.666
 15 km from Wat Pa Suwannahong

 **Lopburi Crag**
Access Map 2 KM 



Joanathan Imong on Finger Discourse, Secret Garden
 Photographer credit: Pleum Chenaphun

PUBLIC TRANSPORTATION FROM BKK TO LOPBURI

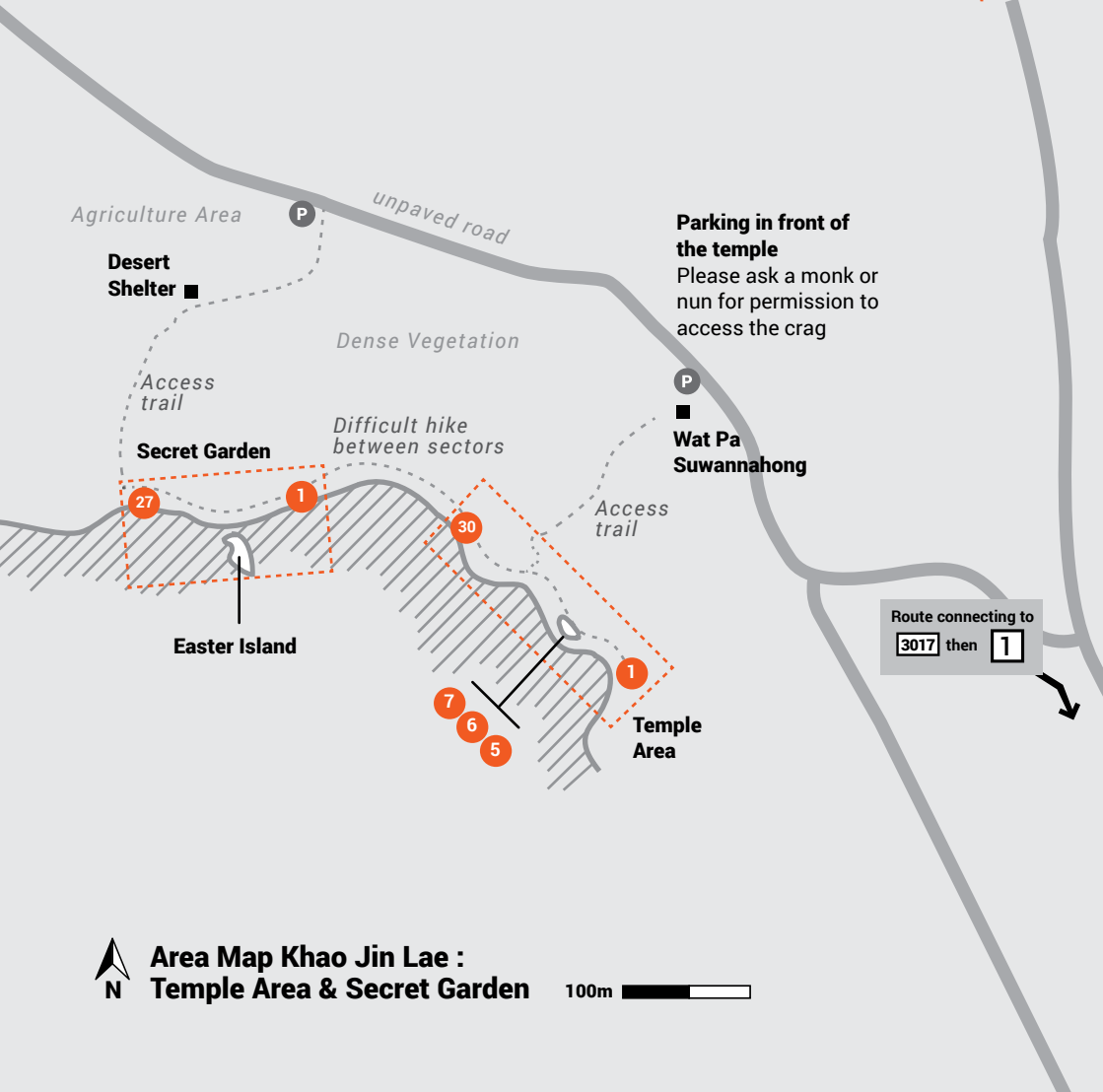
VAN - BKK (Mo Chit 2 Bus Terminal) to Lopburi, every 45 mins from 5 am to 8 pm
 Tel. 089.880.6009...120 THB
 Lopburi to BKK (Mo Chit 2 Bus Terminal), every 45 mins from 5 am to 8 pm
 Tel. 081.376.8911...120 THB

TRAIN - From Hualamphong /DMK to Lopburi Railway Station
 Tel. 1690 www.railway.co.th
 28 - 123 THB

Travel time: approx. 2 hrs. approx. 2 - 2.5 hrs.

From Lopburi downtown, rent a motorbike from downtown to the crag. Rental fee: 250-300 THB/ day
 Travel time: approx. 40 mins

KHAO JIN LAE or LOPBURI
 1270 1271 1272 1273 1274 1275 1276 1277 1278 1279 1280 1281 1282 1283 1284 1285 1286 1287 1288 1289 1290 1291 1292 1293 1294 1295 1296 1297 1298 1299 1300



**Area Map Khao Jin Lae :
Temple Area & Secret Garden**

100m



GEAR SP 60 m rope, 14 quickdraws.
MP 80 m rope, or 2 x 60 m ropes, and helmets

GRADES 5 to 7b

TOTAL ROUTES 25 SP and 5 MP

ROCK Vertical and sharp!

SUN EXPOSURE Morning sun in summer and rainy season

RAIN PROTECTION Not protected

ACCESS To access the Temple area from Wat Pa Suwannahong, follow the trail up the hill towards the cliff which starts inside the temple complex. The trail arrives in front of the route "Night vision". Continue to the far left to reach the first route.

DESCRIPTION This is where the long 200 m MP are located. Please beware of people on the ground when you are climbing the MPs.

1. Golden Crack 6b *

8 bolts, 24 m
Bolted in 2002 by David Estey & Chris Sandoval

2. Khot Khom 6b *

9 bolts, 27 m
Bolted in 2002 by David Estey, Chai Kornpradit & Senee Wongpakdee (1m)


3. Kham Khong Sat Lok 6c+ ***

8 bolts, 22 m
The last 3 bolts may not be safe as they are simple hardware types, not made for climbing.
Bolted in 2003 by Thammarat Sukjeeradet (Ong) & Benoit Grasser

4. Lok Nah 7b+ *

8 bolts, 22 m
Bolted in 2004 by Thammarat Sukjeeradet (Ong) & Benoit Grasser





5. Two Cockerels and a Lion 6b+ *
 8 bolts, 22 m
 Bolted in 2005 by Benoit Grasser, Richard Eden & Max Mathevet

6. Chiwit Mai 6b+ *
 11 bolts, 25 m
 Bolted in 2005 by Benoit Grasser, Richard Eden & Max Mathevet

7. Razor's Edge 6b **
 10 bolts, 25 m
 Bolted in 2005 by Benoit Grasser, Richard Eden & Max Mathevet


8. Waltz for a Lovely Wife **
 MP to the summit.
 Please see details on the next page.


9. Last Day ***
1st pitch 5...5 bolts, 17 m
2nd pitch 6c+...7 bolts, 15 m
 Abseil off to go back down to avoid running the rope on the sharp rock.
 Bolted in 2000 by David Estey
 Simon Foley & Chai Kornpradit



**DEFINED
BY PASSION**

#MADROCKCLIMBING

 madrockthailand.com  +66(0)82-764-6409

 MadRockThailand

**SUN EXPOSURE** All day**RAIN PROTECTION** Not protected**NOTE** Rugged edge & sharp rock, possible rope stuck. Beware of loose rocks. Monkeys and snakes are often seen.**8. Waltz for a Lovely Wife** ****1st pitch** 5+...12 bolts, 30 m**2nd pitch** 5...8 bolts, 25 m**3rd pitch** 5...9 bolts, 35 m**4th pitch** 5...8 bolts, 30 m**5th pitch** 5...8 bolts, 33 m**6th pitch** 5+...6 bolts, 33 m**7th pitch** 3...0 bolt, 20 m

walk to the summit (flag)

This is the easiest route to the summit.

Use the first anchor if you are climbing the first pitch only. Use the second anchor if you are climbing the MP.

Abseil down on **Corcovado** with one 80 m rope or 2 x 60 m ropes.*Bolted in 2005 by**Jean-Jacques Braun & Benoit Grasser**Partially rebolted in 2018 by Cheang**Qing Xin and Chanon Techakanon***14. Corcovado** *****1st pitch** 6a...12 bolts, 36 m**2nd pitch** 6a...9 bolts, 30 m**3rd pitch** 6a+...9 bolts, 36 m**4th pitch** 6b...11 bolts, 38 m**5th pitch** 5+...5 bolts, 17 m**6th pitch** 3...0 bolt, 20 m

walk to the summit (flag)

Shares the same start with **Three****dwarves and a nut**. The first pitch then goes on till the second anchor. The sixth pitch is a fairly easy walk to the very top of the mountain (flag). Please be careful still. Corcovado is by far the best abseiling route from the summit as it is the straightest and most vertical line. You will need an 80 m rope or two 60 m ropes. Please tie knots at both rope ends.*Bolted in 2004 - 2005 by Benoit Grasser,**Worapot Klapsawat (Tao) & Joy Sirilak**Partially rebolted in 2018 by Cheang**Qing Xin and Chanon Techakanon***21. Nok Khao Mai Chai Nok Rao** ****1st pitch** : **Pete's Retreat, route n° 20**
6a...12 bolts, 35 m**2nd pitch** 6b...10 bolts, 30 m**3rd pitch** 6b...10 bolts, 35 m**4th pitch** 6b+...9 bolts, 30 m**5th pitch** 5+...no bolt, trad gear, 30 m**6th pitch** 2+... 0 bolt, 15 m

walk to the summit (flag)

Climb **Pete's Retreat** and go on tocontinue on the MP. Abseil down on **Corcovado**.*Bolted 2004 by Benoit Grasser &**Thamarat Sukjeeradet (Ong)***27. The Flying Farang****1st pitch** 6b...trad gear, 30 m**2nd pitch** 6b...trad gear, 40 m**3rd pitch** 6a...trad gear, 27 m**4th pitch** 5...trad gear, 30 m**5th pitch** 5+...trad gear, 28 m**6th pitch** ...0 bolt, 15 m

walk to the summit (flag)

Not frequently climbed. Anchor in

bad condition. Beware of loose rocks! Not recommended. Abseil down on **Corcovado**.*Opened in 2007 by Benoit Grasser &**Jerome Chambard*



KHAO JIN LAE or LOPBURI
เขาค้อและหรือ ลพบุรี



10. High and Low 5

6 bolts, 17 m

Shares the same anchor with **Anchor spanker**.

Bolted in 2001 by David Estey & Chris Sandoval

11. Anchor spanker 6b+ ***

7 bolts, 17 m

Shares the same anchor with **High and Low**.

Bolted in 2002 by David Estey & Simon Foley

12. Losange 6a *

4 bolts, 10 m

Bolted in 2001 by Jean-Jacques Braun & Michel Pédénon

13. Three dwarves and a nut 5 ***

6 bolts, 18 m

This is also the start of **Corcovado** MP route.

Bolted in 2001 by David & Monty Estey

14. Corcovado ***

MP to the summit.

Please see details on the previous page.

15. Night Vision 6a *

7 bolts, 22 m
Bolted in 2001 by Chris Sandoval & Toto Navakul

16. It Fits 6a **

4 bolts, 14 m
There is a risk of ground fall at the 3rd and 4th bolts.
Bolted in 2001 by Chris Sandoval, Toto Navakul & David Estey

17. Arai Wa? 6a *

6 bolts, 18 m
Same start as **It Fits** then go right after the 4th bolt.
Bolted in 2002 by David Estey & Simon Foley

18. Kooha Sawan 5 ***

Trad route, 30 m
Shares the same anchor with **Pratimakam**.
Opened in 2005 by Kris Pattarasirin & Thamarat Sukjeeradet (Ong)

19. Pratimakam 6a+ ***

8 bolts, 30 m
Shares the same anchor with **Kooha Sawan**.
Bolted in 2005 by Kris Pattarasirin & Thamarat Sukjeeradet (Ong)

20. Pete's Retreat 6a ***

8 bolts, 20 m
This is also the start of **Nok Khao Mai Chai Nok Rao**. Stop at the first anchor if you climb **Pete's Retreat** only.
Bolted in 2001 by David Estey & Toto Navakul

21. Nok Khao Mai Chai Nok Rao **

MP to the summit.
Please see details on the previous page.





22

23

24

25

26



- 22. Cheese Grater 6a+** *
9 bolts, 26 m
Bolted in 2003 by
David Estey & Simon Foley
- 23. Fu Fu 6b+** **
12 bolts, 31 m
Bolted in 2003 by
David Estey & Simon Foley
- 24. Left Wing Lesbians 6c** *
8 bolts, 31 m
Bolted in 2003 by
David Estey & Simon Foley
- 25. 8c+ 5** **
7 bolts, 20 m
Shares the same anchor
with **Obelisk**.
Bolted in 2003 by
David Estey & Simon Foley
- 26. Obelisk 6b** ***
7 bolts, 20 m
Iconic route in Lopburi.
Shares the same anchor
with **8c+**.
Bolted in 2003 by
David Estey, Simon Foley,
Chai Korpradit &
Senee Wongpakdee (Im)
- 27. The Flying Farang** *
MP to the summit.
Please see details on the
previous page.
5 mins hike further with no trail
to reach routes n° 28, 29 & 30.
- 28. Ao Carrot Ma Fak 6c+** *
10 bolts, 30 m
Bolted in 2005 by Benoit Grasser
- 29. Namppeung 6b+** **
9 bolts, 30 m
Bolted in 2005 by Benoit Grasser
& Kris Pattarasirin
- 30. Manao 6a** **
9 bolts, 30 m
Bolted in 2005 by
Worapot Klapsawat (Tao)



Wilairat Singamart on Easter Island
Photographer Credit : Thanaphon Jiraphongbandit



KHAO JIN LAE or LOPBURI
เขาจันทแล หรือ ลพบุรี



SECRET GARDEN

GEAR 60 m rope, 14 quickdraws and helmets

GRADES 5 to 7b

TOTAL ROUTES 25 SP and 2 MP

ROCK Vertical and sharp!!

SUN EXPOSURE Shade all day

RAIN PROTECTION not protected

NOTE Falling rock!

ACCESS

1) **Directly to Secret Garden** - from Wat Pa Suwannahong, keep going a little bit further on the same road you came from, past the temple. Park the car and follow the trail on your left heading to the right shoulder of the peak. Pass the desert shelter then go through the tapioca farm and follow the red marks - not so obvious. The trail arrives in front of the route **Mamuang Yai**. All routes are on the left of it.

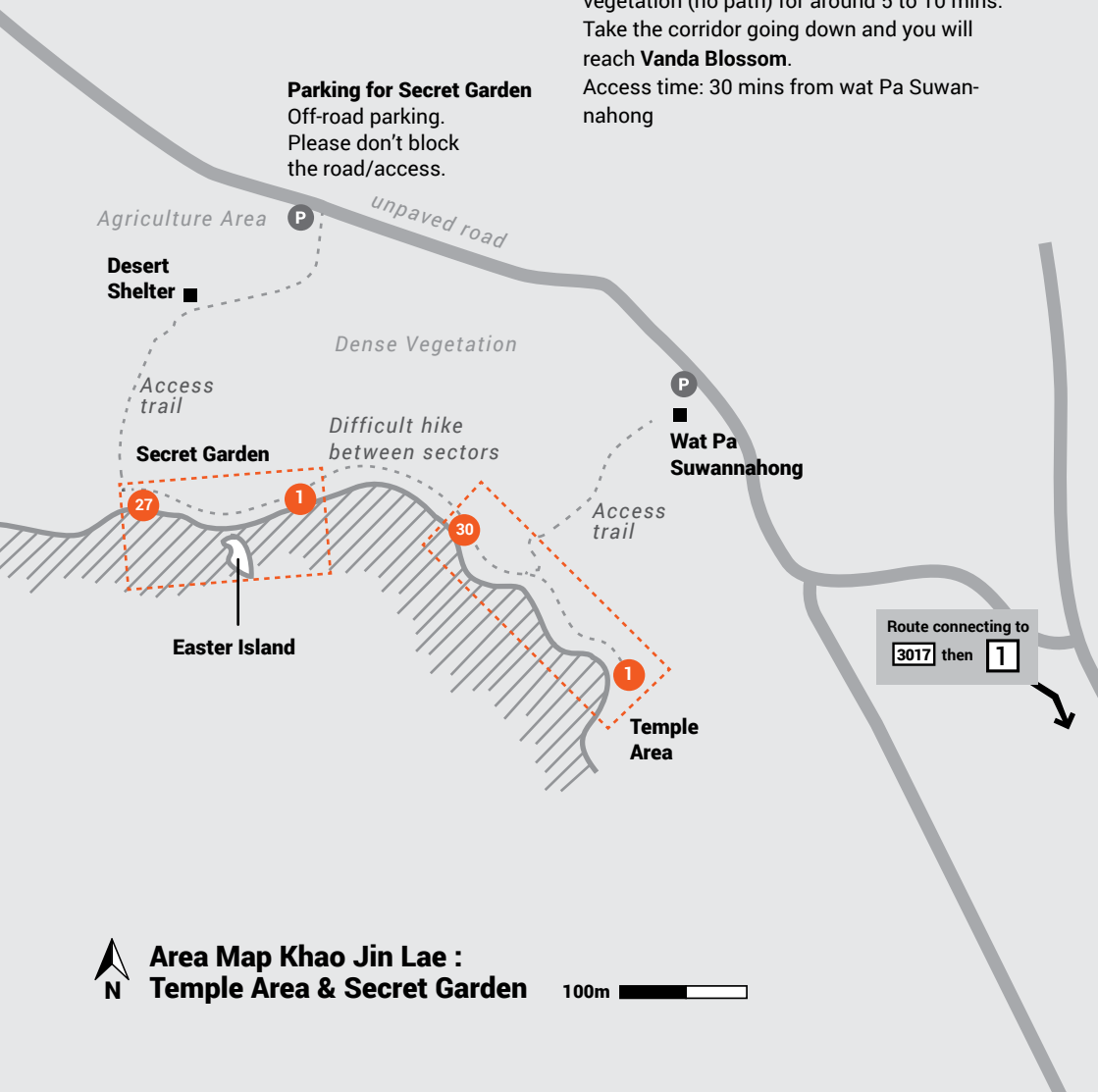
Access time: 10 mins from parking spot

2) **From Temple area**, hike to the rightest route **Manao**. Keep going through the dense vegetation (no path) for around 5 to 10 mins. Take the corridor going down and you will reach **Vanda Blossom**.

Access time: 30 mins from wat Pa Suwannahong

Parking for Secret Garden

Off-road parking.
Please don't block the road/access.



Route connecting to

3017 then 1



Area Map Khao Jin Lae :
Temple Area & Secret Garden

100m



1. Vanda Blossom 6b **

7 bolts, 21 m

The anchor is a little bit hidden in the thorn bush. Possible to use anchor of **Ngu Chalad**.

Bolted in 2003 by Jean-Jacques Braun & Benoit Grasser

2. Ngu Chalad (Serpent Malin) 7a+ ***

Very sharp rock.

8 bolts, 22 m

Bolted in 2004 by Benoit Grasser

3. Arboreal 4

Trad route, 14 m

Traditional climbing. Take a few slings. Check the anchor condition.

Opened in 2007 by Benoit Grasser




Au Vieux Campeur

- Scouting =
- Outdoor =
- Bike =
- Triathlon =
- Swimming =
- Canoe =
- Kayak =
- Stand-Up Paddle =
- Sail =
- Nautical Sport =
- Apnea =
- Scuba diving =
- Trip =
- Professional =
- Rescue =
- Climbing =
- Mountaineering =
- Via ferrata =
- Hiking =
- Trail =
- Running =
- Nordic Walking =
- Slackline =
- Canyoning =
- Caving =
- Mineralogy =
- Camp =
- Ski =
- Nordic Skiing =
- Snowboard =



Club Card

INSURANCE / ASSISTANCE / FIDELITY
 The FIDELITY CARD of «Au Vieux Campeur» is also an INSURANCE & ASSISTANCE. Useful for Europeans travellers all over the world, be insured everywhere for your outdoor activities !

Follow us



AuVieuxCampeur/Service



Mix_AuVieuxCampeur



Recommander nous

www.AuVieuxCampeur.FR

Paris Quartier Latin | Lyon | Thonon-les-Bains | Sallanches |
 Toulouse-Labège | Strasbourg | Albertville | Marseille | Grenoble |
Chambéry, LA boutique 100 % Coin des Affaires

4. Behind the Waterfall 6a+ *

8 bolts, 23 m

There is a risk of fall on the tree once you pass the ledge half-way up. If you cannot make the move, downclimb rather than take a fall.

Bolted in 2003 by Jean-Jacques Braun & Benoit Grasser

5. Charlie's Angels 6a+ ***

7 bolts, 23 m

Bolted in 2004 by Nawawan Polkuay (Ae), Varaporn Yolaree (Oy) & Joy Sirilak

6. Secret Garden Spa 6b *

8 bolts, 25 m

Bolted in 2004 by Jean-Jacques Braun & Benoit Grasser

7. Million Baht Baby 7c **

9 bolts, 20 m

Bolted in 2006 by Benoit Grasser

8. Get Out 7a+ *

Hard & sharp.

7 bolts, 20 m

Bolted in 2006 by Benoit Grasser & Richard Eden

9. Fucking Balance 7b+ **

7 bolts, 16 m

Bolted in 2006 by Richard Eden





10. Finger Discourse 7a+

*

7 bolts, 15 m

Sharp, dirty, but fun.

Bolted in 2006 by Rob Troyer

11. Orchidée 6a

*

9 bolts, 18 m

Bolted in 2005 by Joy Sirilak &

Varaporn Yolaree (Oy)

12. Small Dark Lord 6a+

*

8 bolts, 20 m

Bolted in 2005 by Benoit Grasser

- We offer:
- Gear rental
 - Private guiding
 - Course instruction
 - Deep water soloing
 - Sport climbing
 - Top rop climbing

Life dedicated to adventure

ASIA OUTDOORS

Photo Credit: Ivan Hala | Climbmy Rocks



13. Jumpin' at the woodside 5+

10 threads, 20 m

Climb on the tree trunk.

All threads look worn out.

Bolted in 2005 by Benoit Grasser


14. Wan Pimai (New Year Day) 6c **

11 bolts, 22 m

Bolted in 2006 by Worapot Klapsawat (Tao)

& Richard Eden





15. Tiptoeing Treat 5

4 bolts, 15 m

The first bolt is gone.

Bolted in 2004 by Jean-Jacques Braun

16. Anaconda 3

1 thread, 10 m

Old anchor and thread. Not recommended.

Bolted in 2007 by Benoit Grasser

17. The Roots Man! 5

Trad route, 21 m

Opened in 2007 by Benoit Grasser

18. Save the Trees 4+

5 bolts, 20 m

Bolted in 2007 by Benoit Grasser

19. Hit the Rock, Jack! 6a+

**

9 bolts, 22 m

Use long quickdraws on 3rd, 5th and 7th bolts to reduce rope drag.

Bolted in 2002 by Jean-Jacques Braun



BANGKOK'S MOST EPIC CLIMBING GYM



URBAN
PLAYGROUND

WWW.URBANPLAYGROUNDCLIMBING.COM

20. Ladder to Easter Island 5

5 bolts, 22 m

Bolting starts from the ledge half-way up.
Put slings around roots at the beginning
of the route.

Bolting in 2002 by Jean-Jacques Braun

23. No Comments 3

7 m

No bolt, no sling, old rope anchor.

Bolting in 2007 by Benoit Grasser



KHAO JIN LAE or LOPBURI
เขาค้อ จังหวัด ลพบุรี



EASTER ISLAND

SUN EXPOSURE Until late afternoon

RAIN PROTECTION Not protected

ACCESS Climb Hit the rock, Jack! / Ladder to Easter Island /Jungle nights to reach the start of both MP.

21. The Fakir

*

1st pitch 6a...6 bolts, 20 m

2nd pitch 6a+...6 bolts, 24 m

Extremely sharp rock! Climb with double rope! Abseil down to avoid cutting the rope. The route is on the wall on the left.

Bolted in 2002 by Jean-Jacques Braun & Benoit Grasser

22. Gillette Road

*

1st pitch 6b+...8 bolts, 20 m

2nd pitch 6b+...5 bolts, 24 m

Extremely sharp rock! Climb with double rope! Abseil down to avoid cutting the rope.

Beware of runnouts!

Bolted in 2012 by Tomas Kubias & Jaroslav Aida Sklenar



24. Jungle Nights 6a
 7 bolts, 17 m
Bolted in 2004 by Benoit Grasser

25. Kingkueman 5
 6 bolts, 14 m
Bolted in 2004 by Benoit Grasser

26. Mamuang Yai 5
 5 bolts, 11 m
Bolted in 2004 by Benoit Grasser

27. Sapparot Lek 5
 5 bolts, 8 m
 After you reach the top, walk left
 to connect with Easter Island.
Bolted in 2004 by Benoit Grasser