



 AROMATOOLS™
HOLIDAY GIFT GUIDE



Dear Friends,

As we begin this holiday season, our hearts and thoughts turn gratefully to our customers who have made our progress possible. Thank you for your continued loyalty and confidence. Thank you for helping us to grow alongside you and your team.

Our wish is that together, with our common passion to share the benefits of essential oils, we will spread health throughout the world. Due to your diligent efforts, this wish is being fulfilled; and both our company and your teams are globally sharing essential oils. It is an honor for us to be a part of your business. The relationship we have developed with you is one we will always treasure.

Please enjoy this Gift Guide full of ideas for you to share your passion for essential oils with your loved ones this holiday season.

Wishing you peace, happiness, and success in the coming year,

The AromaTools™ Team

In the winter we can help you build a business! Help your team build the right way by sharing these business tools with them.



Share the power of blending with your team this holiday season by inviting them to this Make & Take Workshop:




Rollerball Remedies Make & Take Workshop Kit

- Includes all the paper materials that you need to host the workshop and create the blends

DT53 \$34.95



You will also need the following items from AromaTools™ to complete the kit:



1/3 oz. Clear Glass Roll-on Bottles with Black Caps

- 3½” height x ¾” diameter
- Package of 6

9158 \$4.00

Dropper Cap Assemblies for 15 ml Aromatherapy Glass Vials (Pkg. of 6)

- Fit our 15 ml blue glass vials
- Help transfer oils

9157F \$2.40

Mini Funnels

- Fill your bottles with oils, lotion, fractionated coconut oil, and more
- Sized to fit our smallest containers, including ¼ dram and ⅜ dram bottles

9264 \$4.25

Aroma Ready® Roll-on Clutch

- Holds 12 roll-on bottles (⅓ oz. and ½ oz.)
- 9¾” x 5” x 1”
- Use as a giveaway in your make & take class

9507 \$17.95 No Logo
DT9507 \$17.95 dōTERRA® Branded



Introduction to Modern Essentials Booklet, 6th Edition

These pocket-size books are a must have for you and your entire team this holiday season. Small enough to carry with you anywhere, this is a valuable asset to have on hand when sharing or using essential oils.

1154A \$2.50 Sold Individually

1154 \$15.00 10-Pack

Add a Honey Stix and an Intro to Modern Essentials Booklet to a holiday card to share your love of essential oils.

Honey Stix

Available in Citrus Melody, Guardian Blend, Lemon, Peppermint, and Seasonal Blend

0130.10 \$3.59 10 Pack

0130.100 \$27.99 100 Pack

As you go a wassailing to your neighbors, bring the joy of essential oils this year! Your neighbors are sure to love these essential oil-inspired treats!

CINNAMON MUFFINS

Recipe from aromatools.com/blog

MUFFIN BATTER

1/2 cup vegetable oil
1 cup milk
1 1/2 cups sugar
1 tsp. salt
2 eggs, beaten
3 cups flour
1 Tbsp. baking powder
2 drops cassia essential oil

TOPPING

1/2 cup brown sugar
2 tsp. cinnamon
2 Tbsp. flour
2 Tbsp. butter, softened

INSTRUCTIONS:

Preheat oven to 375 degrees Fahrenheit.

Batter: Combine all ingredients in a medium-size bowl, and stir until well combined. Pour batter into greased muffin tins, filling each tin about 3/4 full.

Topping: In a small bowl, combine brown sugar, cinnamon, flour, and butter. Spoon topping evenly over muffins.

Bake muffins for 12–16 minutes or until a toothpick inserted in the middle comes out clean.

LEMON CURD

INGREDIENTS:

9–10 drops lemon essential oil
1 cup sugar
1 stick unsalted butter, room temperature
4 extra large eggs or 4 large eggs and 1 yolk
1/2 cup lemon juice (3–4 lemons)
1/8 tsp. salt

INSTRUCTIONS:

Pour sugar and lemon essential oil into a bowl, and mix until well combined. Cream the butter in a separate bowl, and then beat in the lemon sugar mixture. Add the eggs, 1 at a time; then add the lemon juice and salt. Mix until well combined. Pour the mixture into a 2 quart saucepan, and cook over low heat until thickened, stirring constantly. The lemon curd will thicken at about 170 degrees F, or just below simmer. Remove from the heat, and cool or refrigerate. Serve with cinnamon muffins



Give your friends and neighbors a Glasstic Bottle filled with ChocOILates.

Product on next page.

Warm up your kids with essential oil cider after dashing through the snow! These gifts are sure to make spirits fly and will keep them laughing all the way!



All-Natural Lip Balm

- 0.15 oz.
- Made from natural oils & butters and pure therapeutic-grade essential oils
- See website for scent options

2221 \$3.99



Terra-Cotta Pendant Diffusers

- 22" cord
- About 1" x 1" (sizes may vary)
- Spiral pictured; more styles available online

8720TCP \$10.00



ChocOILates

- Available in Dark, Milk, and White Chocolate; see website for available flavors
- Flavored with CPTG® dōTERRA® essential oils

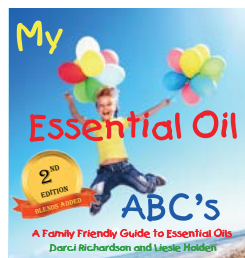
0205	\$0.89	Individual
0206	\$5.25	Assorted Gift Bag of 6
0207	\$10.00	Assorted Gift Bag of 12
0208	\$20.00	Assorted Gift Bag of 25

Quantities Limited! Convention Exclusives

Juniper Beary & Bergamot Teddy Bears

- Use these bears to share your love of essential oils with your children, grandchildren, nieces, nephews, and other young friends

DT57	\$19.95	Blue Shirt
DT57Juniper-Bear	\$19.95	Pink Shirt



My Essential Oil ABC's

by Darci Richardson and Liesle Holden

- Great way to introduce your children to essential oils
- Each letter has the condition, a full-color picture, a cute poem, and recommended oils & application methods

8998 \$14.95



Whispi™ Personal Pump Diffusers (Set of 3)

- Includes one each of blue, green, and purple
 - 2¼" x ¾" diameter
- 9307 \$14.95



SPICED APPLE CIDER WITH ESSENTIAL OIL

INGREDIENTS:

- 5 red apples
- 1/2 cup white sugar
- 1/2 Tbsp. ground allspice
- 2 drops cassia essential oil

INSTRUCTIONS:

Wash apples thoroughly, remove the cores, and cut them into quarters. Place apples in a large stock pot, and add sugar and allspice. Add enough water to the pot to cover the apples by 3–4 inches. Boil the apples, uncovered, for one hour, stirring occasionally; then reduce heat, and simmer for two hours. Strain out the cider by pouring the mixture through a fine mesh sieve.

Stir in cassia essential oil.

Serve cider warm, or refrigerate and serve chilled. Try drinking your cider from our Glasstic Water Bottle!



Glasstic Water Bottle

This glass water bottle is a great way to safely take essential oils internally with water.

- Works with both hot and cold drinks
- Dishwasher safe
- Shatter-proof
- BPA free
- Blue pictured; also available in purple and green

9840 \$19.95 16 oz.

Forget about decking the halls; deck out the women in your life with these beautiful gifts.

Try adding one of the following essential oils to your hot cocoa for a healthy, delicious treat: cinnamon bark, lavender, orange, or peppermint. Introduce the flavor by swirling a toothpick dipped in the oil you prefer.

LavHa Bracelet Diffuser

- 3" diameter
- The healing properties of the gemstones and essential oils work together
- Each of the different stones offers different benefits and energies
- See website for gemstone options

8733 \$30.00

Whisper Premium Silent Misting Diffuser

- One-year warranty
- Timer with 6 settings, allowing diffusion for up to 9 hours
- No fragile parts and inexpensive replacement parts
- Easy to clean
- Diffuses thick oils
- Conserves oil—only requires 2 to 6 drops per timer cycle
- Blue LED light that can be turned on or off
- Uses a flexible liner cup to hold the oils and prevent corrosion on the ultrasonic disc

9375 \$139.95

NEW COLORS!

Large Stylish Dr. Mom Essential Oil Carrying Case

- Holds up to 30 bottles (5–15 ml size)
- 9" x 8" x 3½"
- Available in a variety of distinctive patterns to suit every taste!

9541 \$49.99

Your pets will know it's the most wonderful time of the year after spOILing them with these gifts!



Organic Liquid Castile Soap Base


- 16 oz.
- All natural vegetable-based cleansing product

2015 \$8.50

8 oz. Natural Plastic Bottle with Disc-top Cap


- Perfect for storing and dispensing your own natural liquid soaps, lotions, shampoos, and other liquid creations for your pet

9187B \$0.42



Holistic Aromatherapy for Animals by Kristen Leigh Bell

9074 \$16.50



SpOil Your Pet: A Practical Guide to Using Essential Oils in Dogs and Cats by Mia Frezzo, DVM, and Jan Jeremias, MSc

1170 \$19.95



When you go for a walk with your dog, you can pull out your GoCup and pour your dog some of the water from your water bottle to refresh your dog on the go.



8 oz. GoCup

- BPA free
- Collapsible
- Double-decker pill box in lid

9880 \$12.50



ScentBall Plug-in Diffuser

- Plug in and diffuse oils near your dog's kennel or your cat's favorite lounging area

9395 8.95



HOMEMADE FLEA COLLAR

Make your pet a festive Christmas collar with this recipe from SpOil Your Pet by Mia Frezzo, DVM, and Jan Jeremias, MSc.

INGREDIENTS:

- 4 oz. distilled water
- 10 drops eucalyptus essential oil
- 10 drops Insect Repellent Blend
- 10 drops lemongrass essential oil
- 1 nylon dog or cat collar

INSTRUCTIONS:

Mix together the distilled water, eucalyptus essential oil, Insect Repellent Blend, and lemongrass essential oil. Soak the nylon collar in the solution for 20 minutes, and allow the collar to dry thoroughly before placing it on your pet. Re-soak the collar every two weeks or more frequently as needed.



Make a natural pet shampoo using Liquid Castile Soap and essential oils

Any (snow)man would be a jolly happy soul with these great gifts.

HAND DEGREASER


INGREDIENTS AND MATERIALS NEEDED:

2 Tbsp. olive oil
2 Tbsp. Epsom salt
4–6 drops lemon essential oil

INSTRUCTIONS:

Mix all ingredients in a 2 oz. glass bottle or salve jar.
To use, shake bottle to mix ingredients, dump out a little on hands, and rub together.

Note: Applying a moisturizing lotion before the degreaser always makes cleanup easier.



Quantities Limited! Convention-exclusive apparel available while quantities last! Search "Apparel" on our website.



SHAVING CREAM

Make the man in your life this all-natural shaving cream with this recipe found on the *Do It Yourself Health: Man's Guide to Essential Oils Tear Pad*.

INGREDIENTS:

2/3 cup coconut oil (solid-state)
2/3 cup Shea Butter
1/4 cup olive oil
10 drops lavender essential oil
5 drops peppermint essential oil
2 tsp. baking soda

INSTRUCTIONS:

Melt coconut oil and Shea Butter in a double boiler over medium heat until combined.
Remove from heat, and add olive oil and essential oils. Stir to mix.
Refrigerate in jar until solid.
Remove from refrigerator, and transfer to stand mixer bowl (or use a hand mixer with a regular bowl). Add baking soda, and whip until light and fluffy.
Spoon into jar, and keep in a cool, dry place.
Use a shave brush or fingers to apply before shaving.

*Do It Yourself Health:
Man's Guide to Essential
Oils Tear Pad*

3766 \$9.95 50 Sheets

Shea Butter

2004 \$6.95 10 oz.

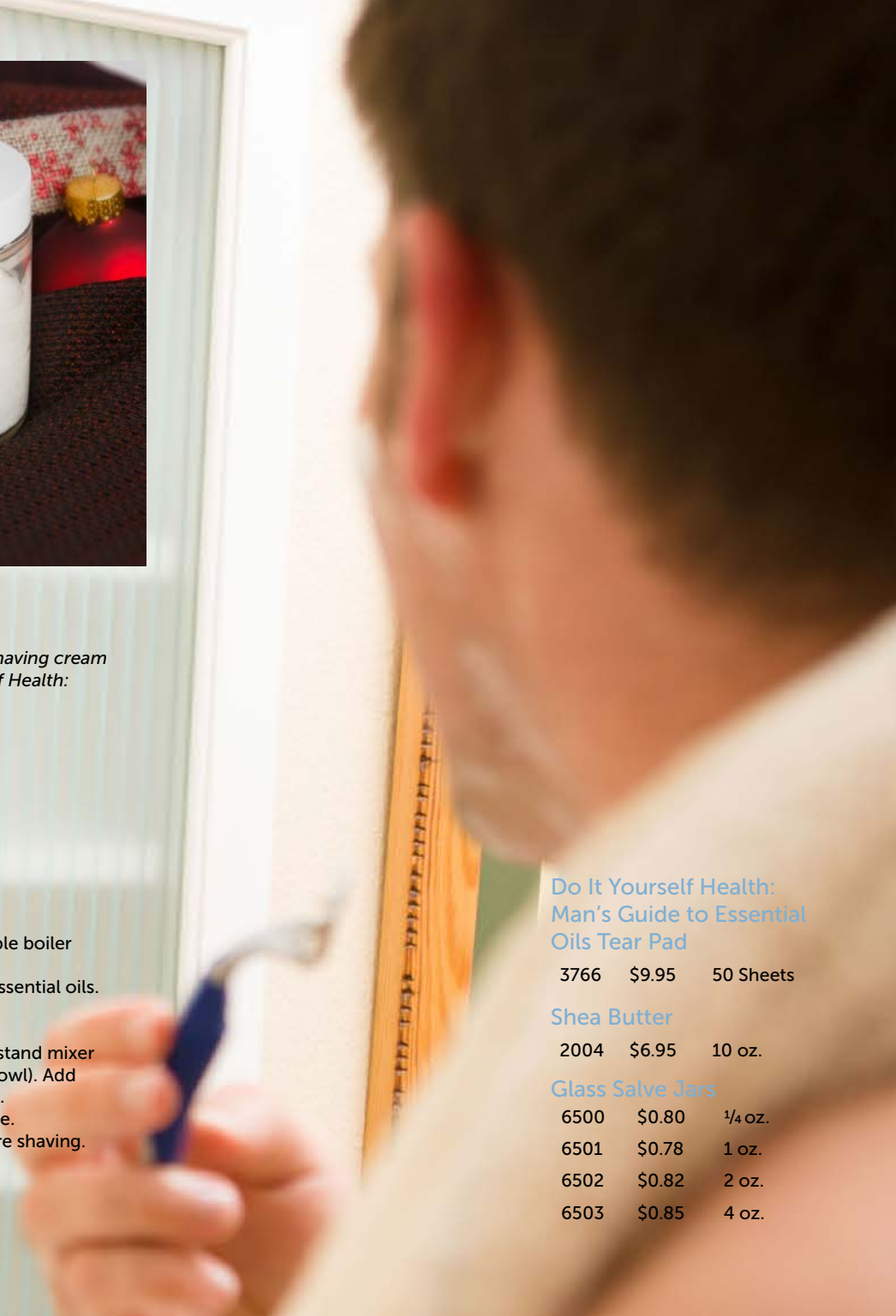
Glass Salve Jars

6500 \$0.80 1/4 oz.

6501 \$0.78 1 oz.

6502 \$0.82 2 oz.

6503 \$0.85 4 oz.



When the weather outside is frightful, cozy on up to these awesome gift ideas under \$20 dollars.



Aroma Ready® Keychain Case

- Holds up to 8 vials (⅓ dram or ¼ dram)
- 3½" x 2" x ¾"
- Black or purple
- Includes 8 empty ⅓ dram sample vials, with caps and orifice reducers!

DT9504	\$6.50	dōTERRA® Logo
9504	\$6.50	No Logo



All Natural Moisturizing Foot Balm

- 2.2 oz.
- Made from natural oils & butters and certified pure, therapeutic-grade essential oils
- Bergamot Rosemary, Lavender Mint, and Peppermint Tea Tree


2222	\$11.99	Sold Individually
------	---------	-------------------



NEW! Essential Oil Shot Glass

- 2¼" tall
- Use it to take oregano shots when you are feeling sick
- Do allergy shots with lavender, lemon, and peppermint
- Many possible uses
- AromaTools™ or dōTERRA® branded

DT48	\$1.00	dōTERRA® Branded
AT48	\$1.00	AromaTools™ Branded



Modern Essentials App

- New look to match the Modern Essentials 6th edition
- Now includes oil blends so you can personalize the app to fit your needs

Available on the iPhone
[App Store](#) \$6.99
[Google play](#)



75 ml Clear Plastic Tube with Silver Lid (1/2 Dozen)

- Perfect for displaying and giving away aromatic bath salts and other non-liquid creations

7004	\$9.60
------	--------

Epsom Salt

- 8 oz.
- Epsom salt (magnesium sulfate) has been used for many, many years to relieve stress, flush toxins from the body, reduce inflammation, and ease pain

2001	\$1.00
------	--------



Blank White Circle Labels

- 1½" diameter
- Sheet of 30

1309	\$0.95
------	--------



Guard Bites Sugar Free ChocOlate Squares

- 8 oz.
- Available in dark or milk chocolate

0210	\$14.95
------	---------



CANDY CANE BATH SALT GIFT

WHAT YOU WILL NEED:

- 75 ml Clear Plastic Tube with Silver Lid (1/2 dozen)
- Two 8 oz. packages Epsom Salt
- Blank White Circle Labels
- 1 Tbsp. baking soda
- 2-4 drops peppermint oil
- Natural food dye

INSTRUCTIONS:

Pour each Epsom Salt bag into its own mixing container, and color one bag red with natural food dye. Add 2-3 drops peppermint essential oil and 1/2 Tbsp. of baking soda to each container, and stir. Layer the different colors of bath salt alternately in the tube to create a candy cane look. Do not shake. Fills 6 tubes.



Recently on the Blog:

www.aromatools.com/blog



HOMEMADE VANILLA EXTRACT

INGREDIENTS:

Two 1.75 liter bottles of vodka or white rum
60 vanilla beans (about 1/2 lb.)
4 oz. glass bottles (approximately 35 bottles)

INSTRUCTIONS:

Cut off the ends of the vanilla beans, and cut each bean lengthwise. Divide the beans evenly among 4–5 one-quart glass mason jars. Pour the vodka or rum into the mason jars, covering the vanilla beans, and close tightly. Shake vigorously. Place in a cool, dark place, and shake the bottles about once a week for a few months (about 12 weeks). When ready to gift, carefully fill each glass bottle with vanilla extract, and secure the lids tightly. Include 1–2 vanilla beans in each bottle (you'll need to cut each bean in half to fit). Add a label to the bottle, and include any instructions and the kind of vanilla. If it still needs to sit longer, include a date for when it can be used.



Engagement on Instagram:

www.instagram.com/aromatools

@anna__conda Time to concoct some stuff! #doterra #aromatools



Find us on Twitter

www.twitter.com/aromatools



Friends on Facebook:

www.facebook.com/aromatools

@BethanyBrubaker ★★★★★

AromaTools has such wonderful customer service! Friendly, super helpful people. I've been ordering through AromaTools for about 18 months, and I've always been so pleased! I really appreciate the service! You have my loyalty :)



Resources on YouTube:

www.youtube.com/aromatools



AromaTools™ is pleased to provide its customers with a variety of products to help them Learn, Use, Share, and Succeed™ with essential oils. This video is great for sharing in your essential oil classes!



Holiday Ideas on Pinterest

www.pinterest.com/aromatools



AROMA
TOOLS™