



# Game Chair

ASSEMBLY GUIDE



# Table of Contents

Introduction	4
Specifications	6
Measurements	7
Included Parts	8
Assembly Instructions	9





# Introduction

Your Moss gaming chair is finally here! Moss is always looking out for his friends, so he's made sure that this chair is as comfortable and perfect for you as it can get. You can simply tell by all the great comfort-oriented features that you'll find with this. We weren't joking when we said Moss is dependable! He made sure this chair was as good as it could be, just for you. By now, you know this chair is awesome, so you're definitely itching to assemble it. Let's get right into that!



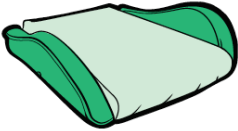



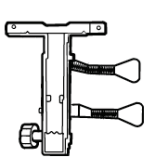

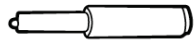


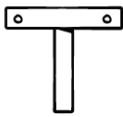



# Specifications

FOAM TYPE: RAW FOAM  
FRAME CONSTRUCTION: METAL  
LOGO STITCHING: MACHINE EMBROIDERY  
ARMREST PAD SIZE: 34X7CM  
ADJUSTABLE FOOTREST: YES  
MECHANISM TYPE: RECLINE MECHANISM  
TILT LOCK: NO  
TILT ANGLE LOCK: NO  
HYDRAULIC GAS PISTON: CLASS 3  
RECLINE (TILT UNLOCKED): 135 DEGREE  
HEAD PILLOW: YES  
LUMBAR PILLOW: YES  
BASE NYLON  
CASTER SIZE&MATERIAL: D=60MM, PU  
ASSEMBLY REQUIRED: YES  
PACKAGE SIZE: 83X63X33CM  
WEIGHT (APPROXIMATE): 17KG  
MAXIMUM LOAD: 136KG

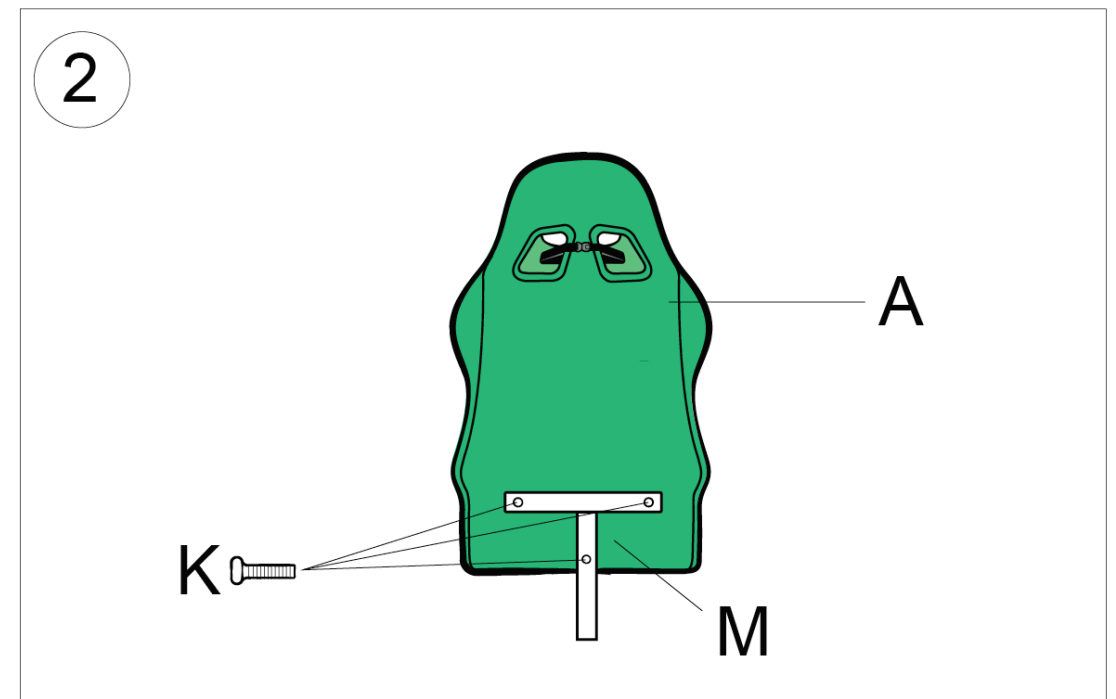
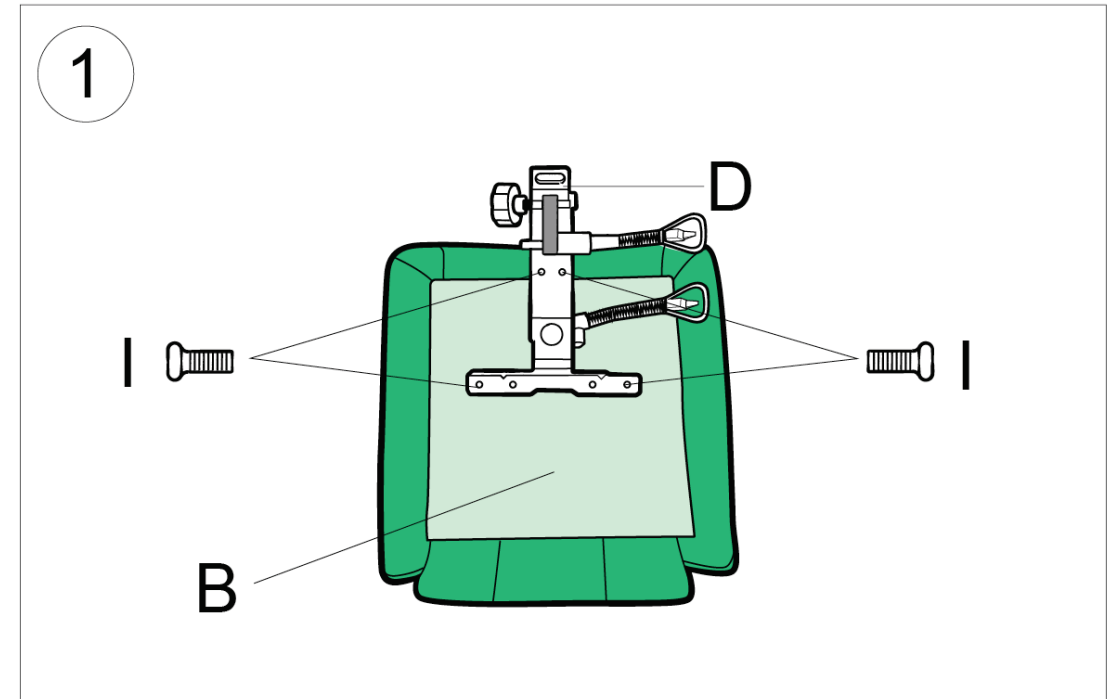
# Measurements

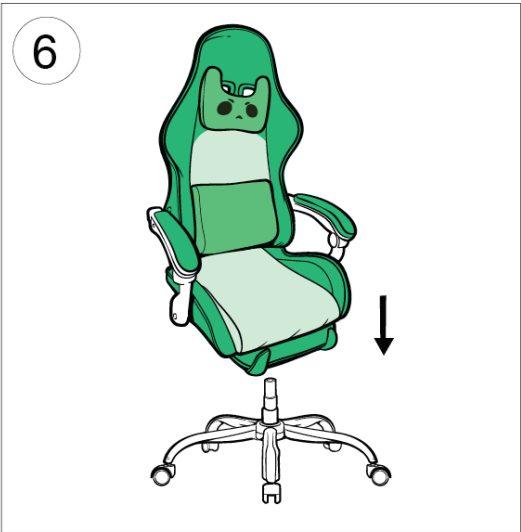
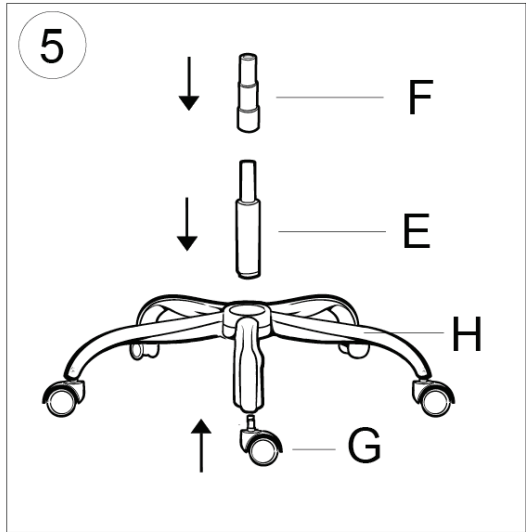
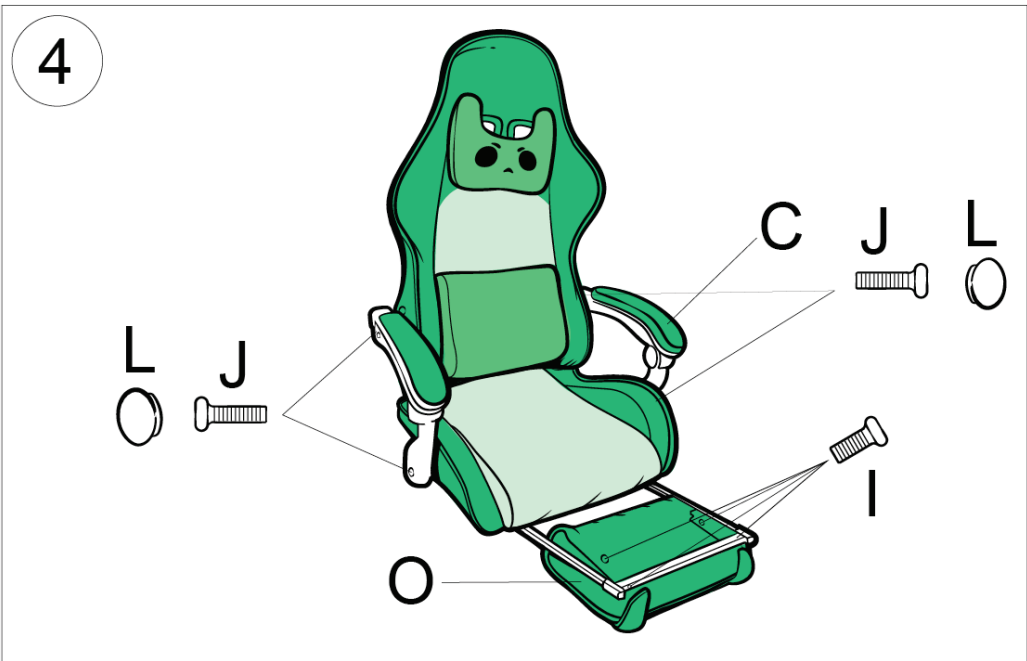
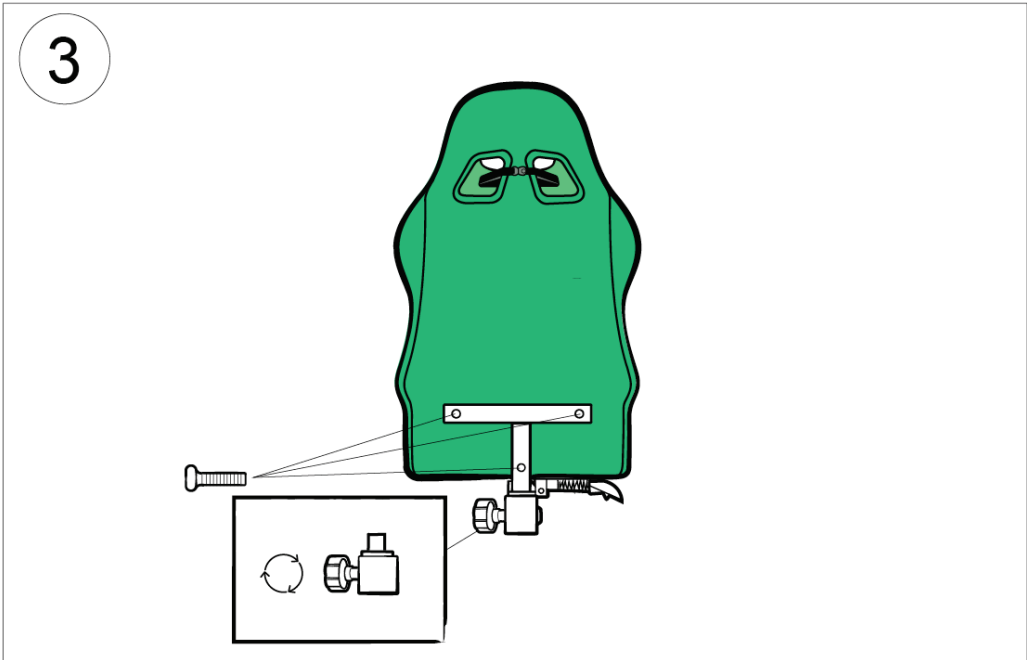
ARMREST OUTSIDE WIDTH	61
ARMREST INNER WIDTH	51
SEAT WIDTH	22
USABLE SEAT	40
SEAT HEIGHT	45 - 55
BACKREST WIDTH	22
USABLE BACKREST	34
BACKREST HEIGHT	84
CHAIR DEPTH	61
OVERALL CHAIR SIZE (W*D*H)	68*60*127 - 135

# Included Parts

A*1 	H*1 
B*1 	I*8 
C*1 	J*4 
D*1 	K*3 
E*1 	L*4 
F*1 	M*1 
G*5 	N*1 
	O*1 

# Assembly Instructions





# Warnings & Disclaimer

We focus on the highest quality for our products, the individual components, and the materials used. Due to design and production, individual product features may nevertheless vary slightly within this high standard. However, this does not negatively affect the quality of the product:

## BACKREST

The stable and, at the same time, somewhat flexible construction of our backrests guarantees perfect sitting. Due to transport or assembly, the backrest may be slightly twisted in relation to the seat cushion. This is not a seat defect; the backrest can usually be realigned by pressing firmly against it.

## COVER AND STITCHING

- Each of our seats is handmade to a high standard. In order to ensure the ideal padding tension for the right feeling of the seat, the seam might not always be completely straight.
- Small creases, e.g. at the transition from the headrest to the back of the seat, can simply be smoothed out by hand.
- All our fabrics meet high standards in terms of colorfastness. Nevertheless, fabrics fade due to UV radiation. This is not a material defect but normal wear and tear for which no warranty can be provided.

## ARMRESTS

- The armrests support the arms and hands in the best possible way while gaming and during work using a variety of mechanical adjustment functions. Due to the design

- Play and wobbling of the armrests on the seat may occasionally occur if the fastening screws loosen slightly after using the seat for a period of time. This can be remedied by regularly retightening the fastening screws.
- Due to the manufacturing process, the underside of the armrest padding may have small indentations or points, so-called sprues, on the plastic. However, these do not constitute a defect.

## MECHANISM

- The high-quality mechanisms of our seats allow them to be individually adjusted to the desired position using sophisticated mechanical and spring elements.
- When the mechanism lock is open, the seat slides ergonomically forward and backward via the mechanism. Due to the design, quiet friction and rolling noises may occur, which do not constitute grounds for a complaint.
- A “clacking” noise when reaching the respective end position when tilted forward or backward is normal due to the design and does not represent an impairment in the function of our mechanism.
- “Clacking” noises when engaging levers are normal, as is a slight play of the mechanism to the front and rear when locked.

## **PACKAGING**

Our seats are protected in the best possible way against damage during transportation by elaborate packaging. Minor damage to the box, such as scratches, small dents, etc., may occur during transport, but these will not damage the seat inside. This is therefore no reason to refuse delivery.

### **What do I do if I face an issue with my purchase?**

In the unlikely event that you encounter any damaged, defective or missing parts, please drop us a ticket on our Contact Form with photos of the affected area and your order number. Our care specialists will do their best to assist you.

### **How do I care for my Tiny Protectors gaming chair?**

We engineer our chairs for years of daily use, but proper aftercare is still crucial to ensure they stay in good condition. This means keeping liquids away from your Tiny Protectors chair and wiping it down regularly with PU Leather certified cleaner to keep it in mint condition.







[TINYPROTECTORS.COM](https://TINYPROTECTORS.COM)