





GolfBuddy Application Quick Guide (Android)

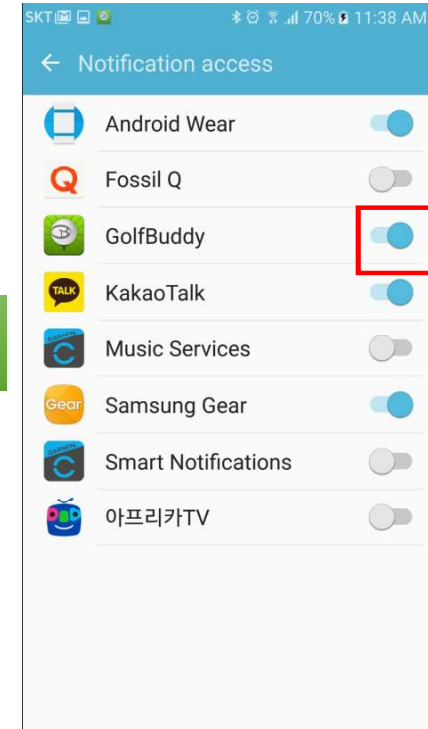
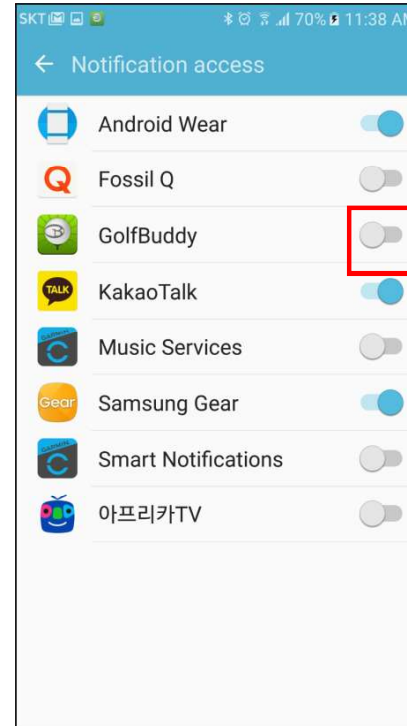
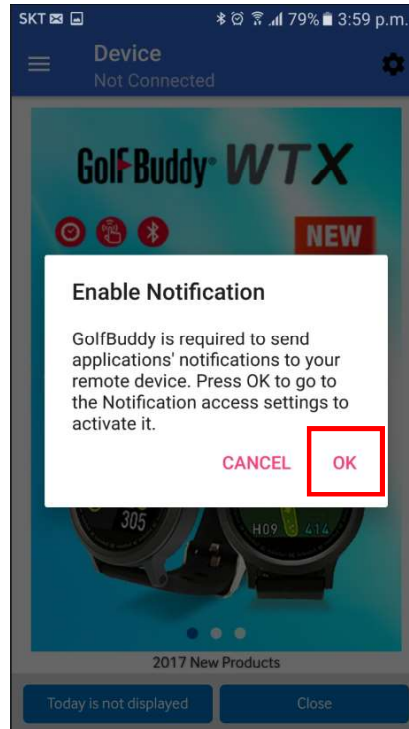
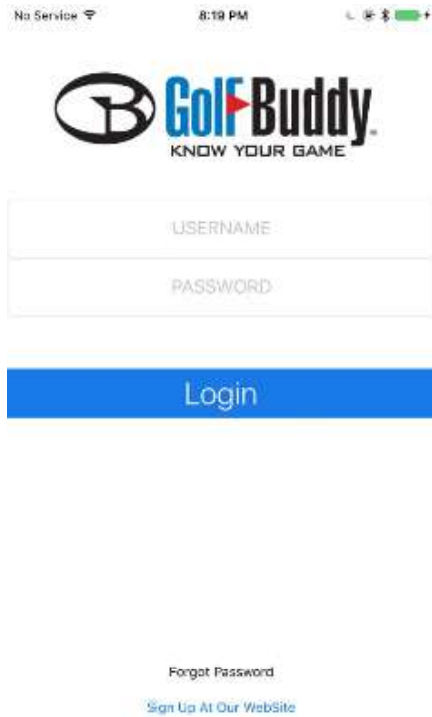
WTX

Contents

1. [GolfBuddy Application Installation](#)
2. [Notification](#)
3. [Running GolfBuddy Application](#)
4. [Connecting your WTX watch](#)
5. [Course update](#)
5. [Pedometer](#)
6. [Find your WTX](#)
7. [Setting](#)

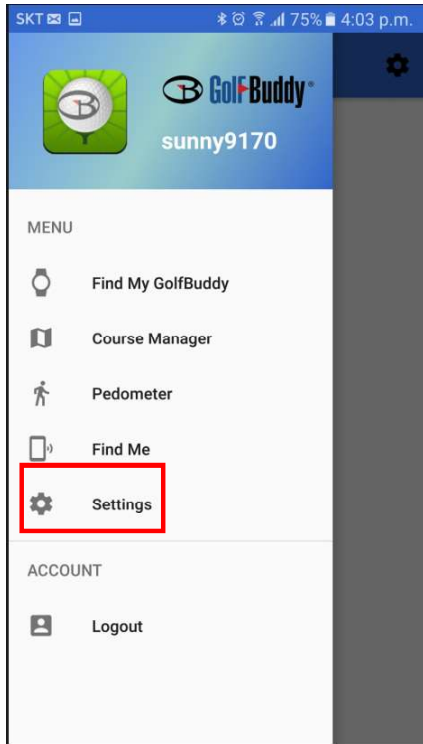
GolfBuddy Installation



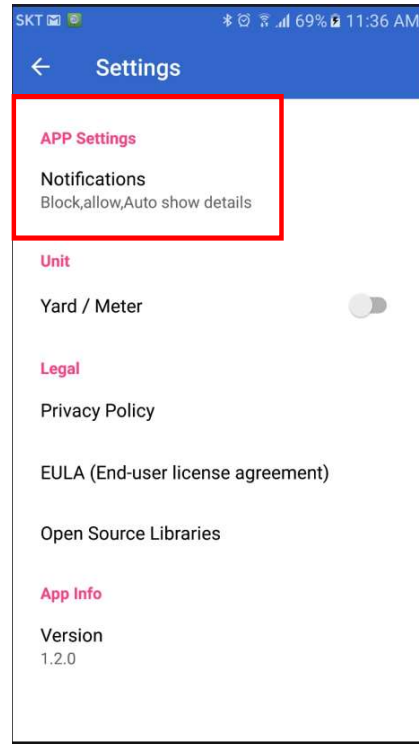


1. When you run “GolfBuddy Smart” for the first time, the pop-up above will appear on the screen.
2. Press “OK” button for next step

1. Select “Golfbuddy” to enable the notification access
2. Ensure that “Golfbuddy” is enabled.



> Tap **Setting** button



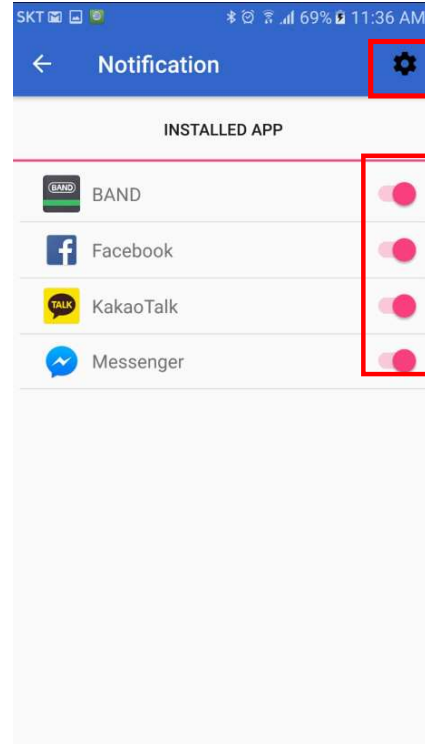
You can enable/disable the notification of Social Networks

> Tap **APP Settings**

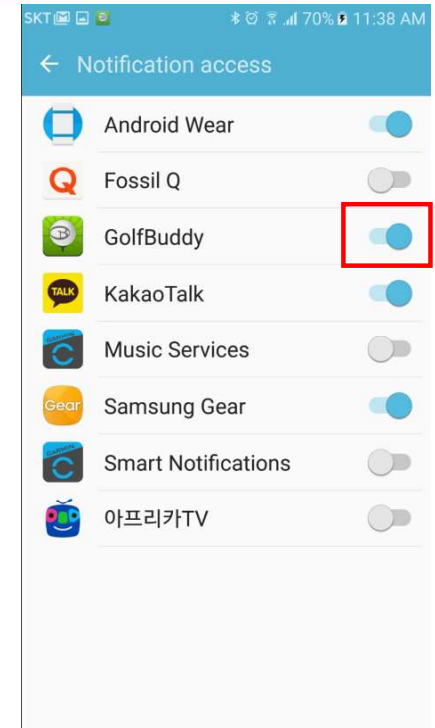
※ Supported SNS

Facebook/Facebook Messenger

※ The more SNS app notifications will be supported




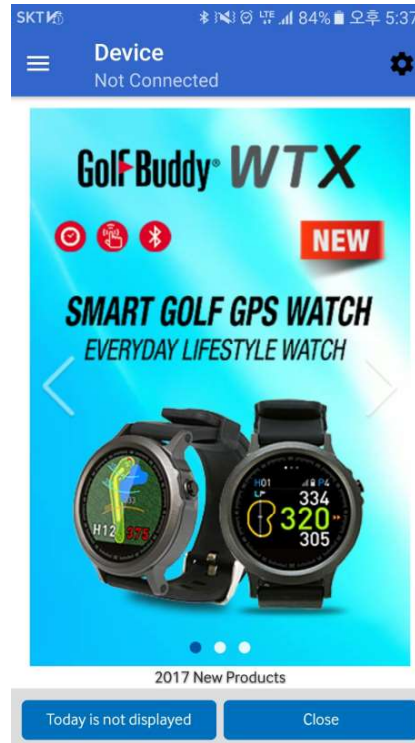
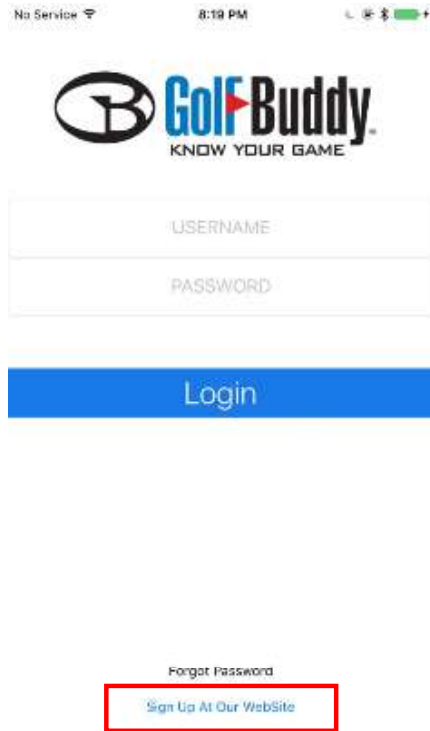
> Tap the notification app that you want to enable



> Tap **GolfBuddy** to disable all of notifications

> Re-tap **GolfBuddy** to enable all of notifications

GolfBuddy | Running



1. Input your account information : USERNAME/PASSWORD
2. If you have no account, you need to create your own account by pressing the button of "Sign Up".

※ You can use the existing account which you have been using in GolfBuddy website

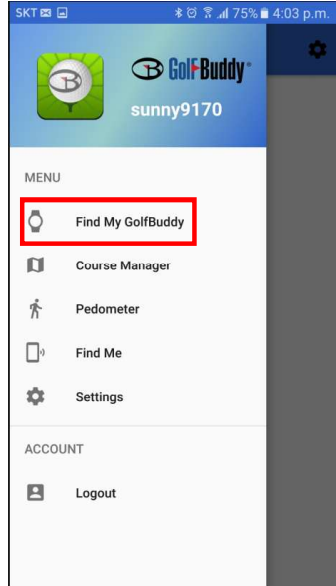
※ Device : Not Connected
You need to find and connect your WTX before using the features of GolfBuddy App.

GolfBuddy

Connecting your WTX watch




> Tap **Menu** button



> Tap **Find My GolfBuddy**



> Tap + to search your WTX



> Select your WTX in the found list



> Connection Complete

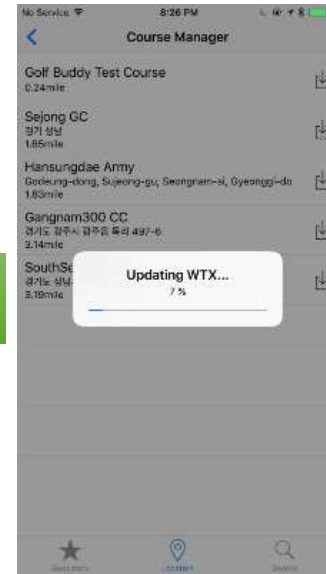
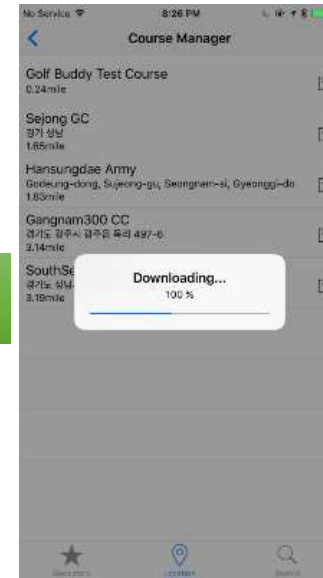
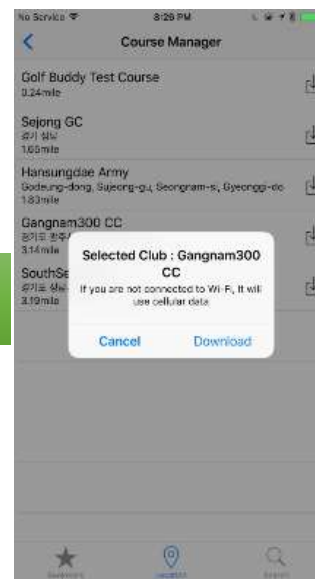
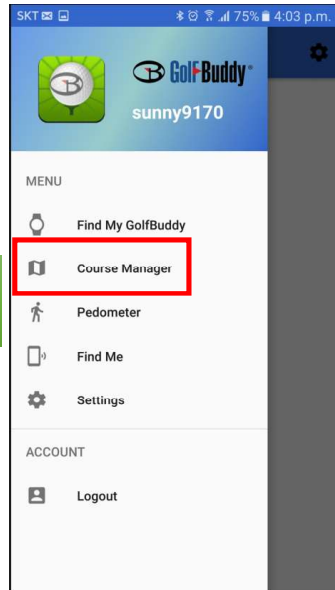

E8F2



You can recognize your WTX watch in the list by checking the LE address in Setting -> About

GolfBuddy

Course Update



> Tap Menu

> Tap **Course Manager**

> Select the course which you want to update

> Update Process



Bookmark

Select a course from all of courses you have downloaded via GB app. This list of courses will be sorted by time when you downloaded the course date.



Location

Show you the list of the nearest golf course from your current location, based on GPS information.

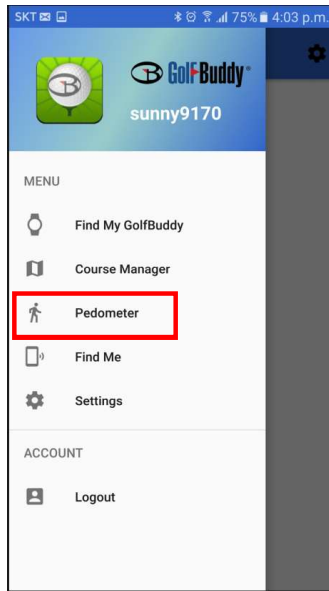


Search

Select a course from the existing list of golf courses. After selecting the country, search for the course by typing the name of golf course in the input box



> Tap Menu



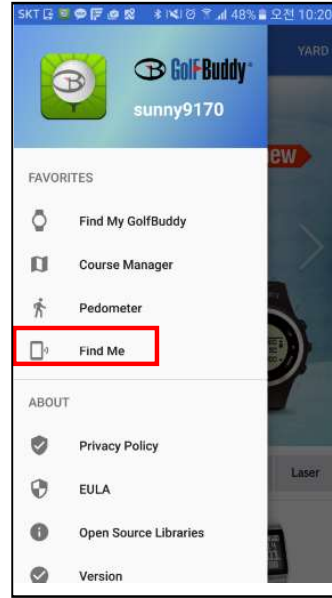
> Tap Pedometer




> Pedometer Data View



> Tap **Menu**



> Tap **Find Me**



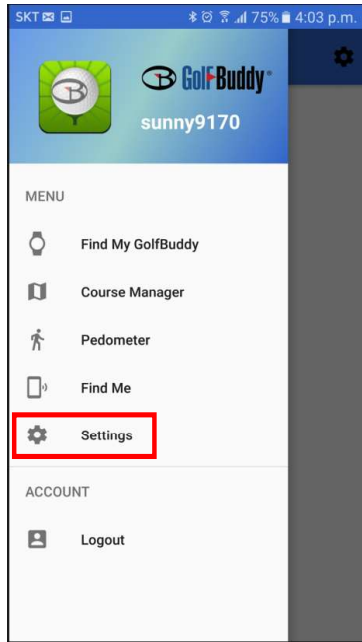
> Tap **Start**



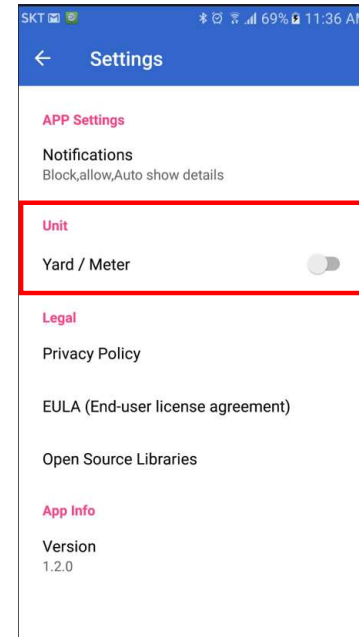
> Tap **Stop** after finding your WTX

> Your WTX within range will make vibration and turn on the screen.





> Tap **Setting** button



> Select your preferred unit among YARD or METER
> Version information

**Thanks
for
your
attention !**