

# Watch Sizing Guide

Use this guide to help visualize how differently sized watches will look on your wrist.  
For accurate sizing, print this page at 100% on 8.5" x 11" paper.



## Case Size

Case size is measured as the diameter perpendicular to the watch lugs, not counting the crown.  
To size a watch, print out this page, cut out your desired size(s), & place the case on your wrist to see how it will look.




Use this guide to help visualize how differently sized watches will look on your wrist.  
For accurate sizing, print this page at 100% on 8.5" x 11" paper.




## Case Thickness

Case thickness is measured as the width between the case back and the top of the crystal.



## Band Length

Band size is measured as the combined length of the two straps.



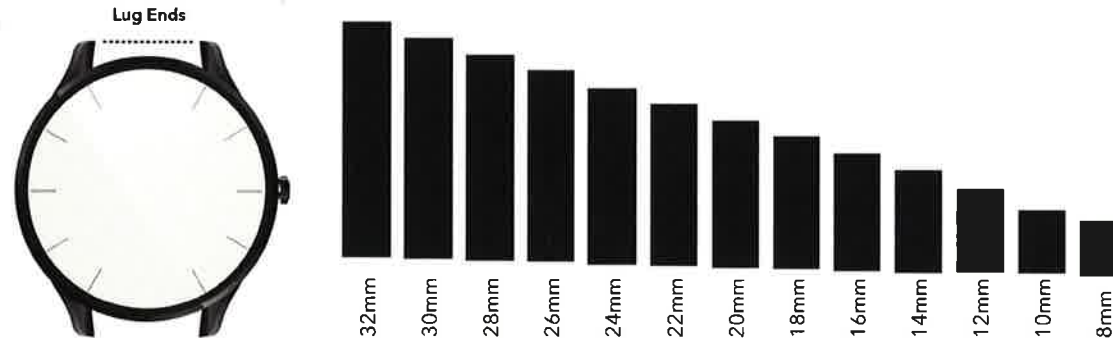
# Watch Sizing Guide

Use this guide to help visualize how differently sized watches will look on your wrist.  
For accurate sizing, print this page at 100% on 8.5" x 11" paper.



## Band Width

Band width is measured as the width between the lug ends of the watch.



## Wrist Measurement

When it comes to wearing a watch on a bracelet or on a strap, there can be a difference between your wrist measurement and your preferred fit. Please know that this guide is meant to be an estimate & not an exact measurement.

## How to Get a General Estimate

1. Cut along the slip marked "A."
2. Wrap the paper around your wrist with the wording faced outward.
3. Note where the dotted line underneath the "A" and the measurement markers meet.
4. Mark your final measurement with a pen.

