
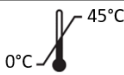













RUMEX DISPOSABLE OPHTHALMIC INSTRUMENTS

Instructions for Use

	Manufacturer		Temperature limit 0°C - 45°C
	Authorized representative in the European Community		Consult instructions for use
	Sterilized using irradiation		Keep dry
	Lot number		Do not re-sterilize
	Use-by-date		Keep away from sunlight
	Do not re-use		Date of manufacture
	Do not use if package is damaged		

Warnings

- 1) The ophthalmic instruments are designed for no other purpose than ophthalmic surgery.
- 2) The instruments should be used in direct accordance with the requirements of surgical procedures.
- 3) Do not use the instrument in any of these conditions: the working parts are damaged / the package is not intact / the shelf life of the product is expired.
- 4) Do not reuse or re-sterilize. The working parts of the instrument can be damaged or lose the integrity and alignment. Cross contamination might occur.

Shape, Structure and Composition

1. The instruments are supplied sterile
2. Main material:

Handle: Stainless Steel/Polycarbonate

Working parts: Stainless Steel

Case (if applicable): Polycarbonate

Purpose and Effect

The instruments are to be used by duly qualified ophthalmic surgeons to perform various surgical manipulations in the anterior and posterior segments of the human eye. There are no limitations on usage of the instruments. Patients of any sex and age can be treated with these instruments.

Usage and Handling

1. Use in accordance with standard instructions to surgical procedures.
2. Handling:
 - 1) Open the package. Grasp the instrument carefully and pull it to remove the tool out of the case/blister. The working parts of the instrument should not be in contact with the case/blister at any time.
 - 2) Do not disassemble the instrument.

- 3) Dispose of the instrument carefully to prevent injury or infection. Injury caused by a utilized tool can lead to contamination. Discard the product following the standard requirements to the disposal procedure.

Storage and Expiration Date

1. Storage:
 - 1) The instruments should be stored at ambient air temperature from 0°C to +45°C. Avoid high humidity. Do not expose to direct sunlight or water.
 - 2) The packing material should be handled with care to ensure the content is stored safely.
 - 3) Examine the individual package thoroughly. Discard the products if the expiration date is overdue.
2. Expiration date:
 - 1) The shelf life of the product is 3 years from the manufacturing date, as indicated on the label. The product can be used within this period of time if it has been stored accordingly and its package is intact.

Packaging

6 pieces per box



RUMEX International LTD
311 Shoreham Street, Sheffield, South Yorkshire, S2 4FA, UK
Tel: 01977 799261

For any questions, correspondence and returned products please address to:

Rumex International LTD
Yorkshire Business Centre, Chestnut House,
Great North Road, Darrington, West Yorkshire, WF8 3HR, UK
Tel. 01977 799261
E-mail: info@rumexinternational.ltd.uk
www.rumexinternational.ltd.uk



RUMEX BALTICS SIA
Robezu iela 46, Riga, I-V-1004

Tel. +371 6714 8083 Fax: +371 6714 8084

E-mail: info@rumexbaltics.eu

www.rumexbaltics.eu



Note

Please view the instruction carefully before the usage.

The product is subject to change without prior notice. Changes may be introduced to specification, shape and material.

The content of this document will be changed without prior notice.