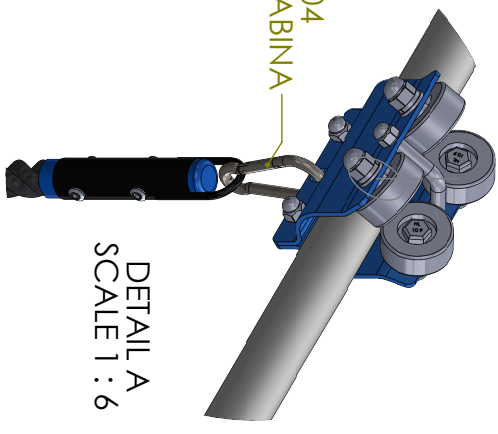
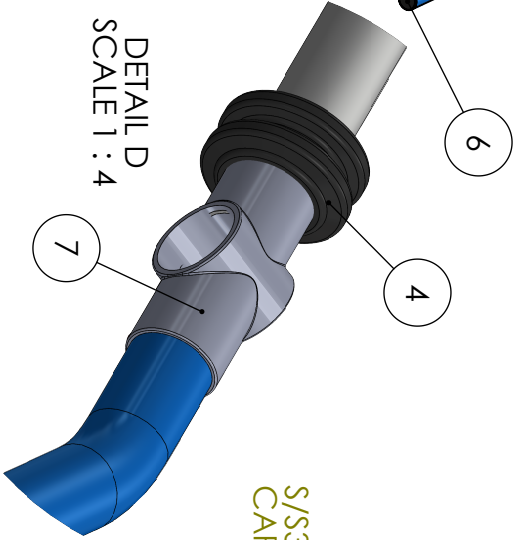
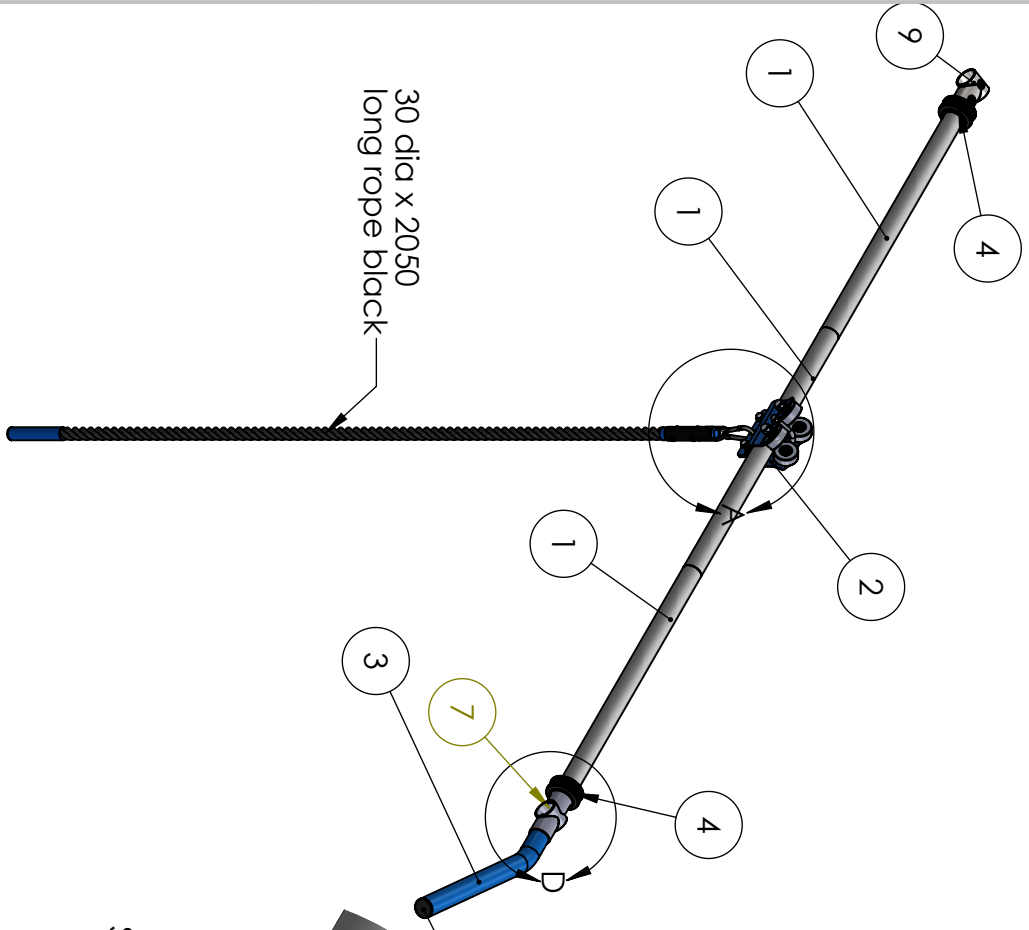


2

1

ITEM NO.	PART NUMBER	DESCRIPTION	QTY.
1	FFTA1	Flying fox tube assembly	3
2	FF1CR	Flying Fox	1
3	2048S1	Shade Pole 1	1
4	FFB1	Flying fox Bumper	2
6	48EC	48 End Cap	1
7	D119	4 Way Clamp	1
9	101-48 Tee	48 Short tee	1



B

B

A

A

PLEASE VISIT [WWW.GROWPLAYMONKEYBARS.COM](http://WWW.GROWPLAYMONKEYBARS.COM)  
FOR THE MOST UP TO DATE ASSEMBLY INSTRUCTIONS  
AND VIDEOS AVAILABLE FOR DOWNLOAD.

TITLE:  
**Flying fox complete**

SIZE DWG. NO. REV  
**AFF1 B**

SCALE: 1:25 WEIGHT: SHEET 1 OF 1

2

1

REMOVE FIREMANS POLE



ATTACH FLYING FOX ASSEMBLY TO FRAME AS SHOWN



ATTACH FIREMANS POLE IN NEW POSITION

