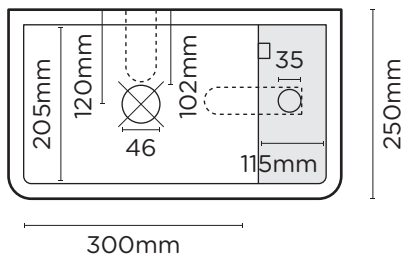




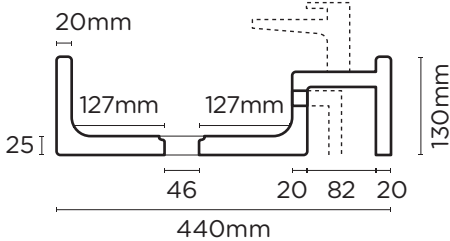
## Shelf 01

For tight spaces, powder rooms, hotel and apartment blocks the small Shelf basin has a space for soap or a tap hole, and a further option of overflow, wall mount or surface mount. Simple install after tiles, this basin ticks all the boxes.

### PLAN VIEW



### SECTION VIEW




Note: Overflow pipe separate. For surface mount basin, a second hole in bench top is required.

### SPECIFICATIONS

<b>MATERIAL</b>	UHP Concrete
<b>FINISH</b>	Matte / Low Sheen
<b>WEIGHT</b>	8.6kg (18.95lbs)
<b>DIMENSIONS</b>	L440mm x W250mm x H130mm (L17.3in x W9.8in x H5.1in)
<b>BOWL CAPACITY</b>	5.5L (1.4gal)
<b>TAP HOLE</b>	35mm (1.37in)
<b>OVERFLOW AVAILABLE</b>	White, black or chrome (housing option) Kit Chrome - 32mm
<b>WASTE RQD</b>	32mm Standard (1 1/4in) not provided
<b>WARRANTY</b>	24 months
<b>WASTE HOLE SIZE</b>	46mm (1.8in)
<b>WALL THICKNESS</b>	20mm
<b>OPTIONS</b>	Surface Mount / Wall Hung / Tap hole / Overflow
<b>WALL HANG RQD</b>	Mount after tiling - basin back has a recess to cater for bracket
<b>ORIENTATION</b>	Shelf to the right only.

All dimensions are estimate. We suggest waiting until receiving Nood basins before cutting holes in cabinetry items. Colours of concrete may vary slightly.

### WALL HUNG BRACKET



8mm aluminium powdercoated. Bracket, fixings, adhesive provided with each wall hung basin purchased.

### AVAILABLE COLOURS



L192mm x W285mm x H92mm  
(L7.5in x W11.2in x H3.6in)

### THICKNESS

Wall Hang Bracket: 8mm (0.3in)  
L Bracket: 3mm (0.1in)

### WEIGHT

Wall Hang Bracket: 1.69kg  
(3.73lbs) L Bracket: <250g (0.5lbs)

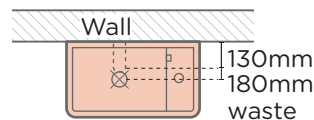
### INSTALLATION

Timber Wall: [tiny.cc/udkhlz](http://tiny.cc/udkhlz)  
Masonry Wall: [tiny.cc/Ogkhlz](http://tiny.cc/Ogkhlz)

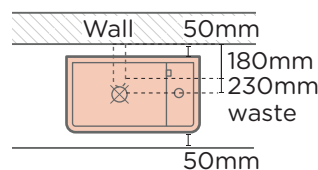
Basin to be mounted after tiling

### SUGGESTED TAP / FAUCET POSITION & LENGTH

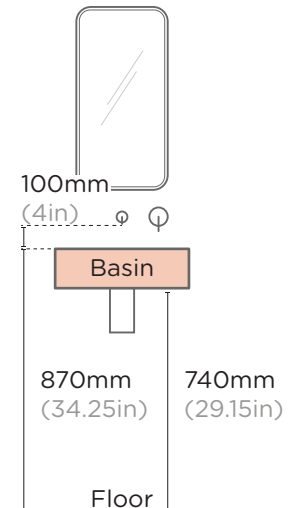
#### WALL HUNG BASIN



#### SURFACE MOUNTED BASIN



### INSTALL HEIGHT



# Shelf 01

VANITY LAYOUTS

