



# 2023 CATALOGUE



SCAN QR CODE TO  
VIEW CATALOGUE  
ON OUR WEBSITE

CELEBRATING 70 YEARS OF BUSINESS.



P1

OPENERS

P89

FILTERS

P90

BIOSPREADER

[DUTCHIND.COM](http://DUTCHIND.COM)


[DUTCHOPENERS.COM](http://DUTCHOPENERS.COM)

[BIOSPREADER.COM](http://BIOSPREADER.COM)



HUSSAR, AB

2023 DUTCH AGRICULTURAL CATALOGUE



## QUALITY FOR GENERATIONS

The seeds of Dutch Industries were sown in the early 1930s, in Holland. Pieter Cruson, a hardworking newlywed, started a traditional blacksmith workshop. Pieter immigrated to Canada in 1950, and in 1952 Dutch Blacksmith Shop put down roots. He made the decision to provide quality steel products and services to local farmers and businessmen. This vision grew into Dutch Industries. And today, Dutch is still growing.

Eventually, Cruson passed the business on to his son and son-in-law, who took it to the next level. Now the third generation is taking the family business even further.

Today, with over 70 years of experience, Dutch has been creating industry-leading seed and fertilizer openers with technologically advanced equipment in a 71,000 square foot facility in Pilot Butte, Saskatchewan. Dutch Agriculture continues Pieter Cruson's proud tradition, serving a growing list of agricultural and industrial customers, from over eight countries on six continents. The founding values are alive and well today, ensuring that Dutch Agriculture truly is a company that embodies its motto: 'Quality for Generations.'

# WHY GO DUTCH OPENERS?

## What makes Dutch Openers products different from other seed openers?

We've narrowed the list down to five key elements that make Dutch Openers stand out.

### 1. PRECISION SEEDING

We understand how important seeding season is to your entire year's success. That's why every opener we create is designed to ensure accurate seed and fertilizer placement to improve overall yield. Regardless of your soil conditions, our products are engineered for superior product placement.

### 2. DURABILITY

Dutch Openers are built to handle the toughest terrains our farmers have to work in and are designed to last longer than OEM openers. For example, our Vertical Series Openers are created with 74% more steel and carbide than other vertical openers, making them one of the strongest bodies on the market. Dutch uses tungsten carbides on the areas of the opener most susceptible to wear in addition to tungsten hard surfacing for extra longevity. This is backed up by Dutch's comprehensive warranty policy.

### 3. EASE OF USE

We understand that a farmer's least favourite place to be is under the drill, which is why we design our openers to be as easy to install and to repair as possible. Our Dutch tips to fit Bourgault Tillage Tools offer a safe and user-friendly converter bushing that eliminates the bolt-nut combo. This creates easy-to-change tips which are replaceable with a hammer and punch for faster installation. This means farmers spend less time under the drill and more time in the field finishing their seeding on time.

### 4. VERSATILITY

With bodies to fit all standard air drills and tips to suit all possible seeding needs, there's no end to the possibilities that can be accomplished with our openers. The Universal Series has up to 27 tip options available providing ultimate versatility. This allows you to select your required seed to fertilizer separation to meet your specific seeding needs.

### 5. INNOVATION THROUGH THE PRODUCER

Producers understand the obstacles they are experiencing on the farm. Our cooperation with producers leads to innovations that assist in finding efficiencies in their seeding practices. Our engineers use feedback from producers like you to continually perfect new and existing designs that outperform the competition.

**For more information on Dutch Openers and our products, visit our website today at [DutchOpeners.com](http://DutchOpeners.com).**

**For instruction sheets and video tutorials, visit [DutchOpeners.com/Support](http://DutchOpeners.com/Support).**





# ON FARM FOR YOU



# WHY 'ON FARM FOR YOU'?

At Dutch Agriculture we pride ourselves on good old fashioned customer service; the kind of service that seems rare these days. Our team of Territory Managers is eager to visit you on your farm. We want to learn about your operation, your unique seeding requirements, show you samples, and keep you up-to-date on all of our openers including new innovations for the coming seeding season. We have built our reputation on the innovation that only comes from talking about farming with producers like you.

Scan QR Code below to schedule your on-farm visit with your Dutch Agriculture Territory Manager or local Dutch Dealer.


Scan Me



# CONTENTS

|     |                                   |
|-----|-----------------------------------|
|     | THE DUTCH STORY                   |
|     | WHY GO DUTCH OPENERS?             |
|     | ON FARM FOR YOU                   |
|     | 01 CHOOSING AN OPENER             |
|     | 02 OPENER BODY CHART              |
|     | 04 NEW DUTCH AGRICULTURE WEBSITE  |
|     | 06 NEW FOR 2023                   |
|     | 07 TIPS TO FIT COMPETITOR OPENERS |
| NEW | 08 BANDIT SERIES                  |
| NEW | 10 ULTRA LOW DISTURBANCE SERIES   |
|     | 12 UNIVERSAL SERIES               |
|     | 22 UNIVERSAL G2 SERIES            |
|     | 26 OUTLAW™ SERIES                 |
|     | 32 PRECISION SERIES               |
|     | 40 PRECISION EDGE™ SERIES         |
|     | 52 VERTICAL SERIES                |
|     | 60 TO FIT VÄDERSTAD (SEED HAWK)   |
|     | 62 - HEAVY DUTY (HD) SERIES       |
|     | 66 - ORIGINAL SERIES              |
|     | 68 TO FIT SEEDMASTER/JD P600      |
|     | 74 TO FIT JD CONSERVA PAK         |
|     | 78 THE DUTCH CLASSICS             |
|     | 84 LOW DRAFT TIPS                 |

|    |              |
|----|--------------|
| 86 | HARDWARE     |
| 88 | CROP LIFTERS |
| 89 | CAB FILTERS  |
| 90 | BIOSPREADER  |



In Memory of  
*Pieter Jacobus Cruson*  
Founder of Dutch Blacksmith  
Est. 1952

**DISCLAIMER**  
Any reference to other brand names and/or trademarks throughout this publication is solely intended for identification and as a point of reference only. Dutch Industries and/or Dutch Openers make these direct references to complementary products to ensure the consumer fully understands where our tillage tools/ openers apply and may be used.

**For clarification, the following trademarks are the property of others:**  
Väderstad (Seed Hawk), SeedMaster, John Deere, CNH, BTT, Bourgault, Paralink XTC/SE/QDA, Flexicoil / Stealth, Morris, Amity, Horsch, Conserva Pak, and Simplicity.

# CHOOSING AN OPENER

To help you choose the right opener for your individual field conditions, Dutch Openers has prepared 7 easy questions to gather accurate information from you.

## 7 STEPS TO CHOOSING THE RIGHT OPENER



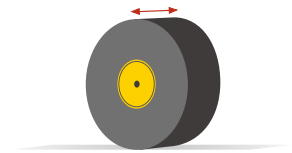
**1 SEEDER MANUFACTURER AND MODEL**



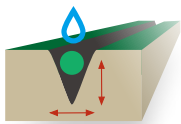
**2 SHANK TYPE**  
C-Shank, Edge-On, Double Shank



**3 OPENER TYPE**  
Seed, Fertilizer



**4 PACKER WHEEL WIDTH**  
Should be wider than the opener



**5 CAPABILITY**  
Single, double, triple, and quad shoot  
(Side Band, Paired Row)



**6 FERTILIZER TYPE**  
Liquid, Granular, NH<sub>3</sub>, Liquid Ortho Phos, or a combination



**7 SEED PLACEMENT**  
Selection of vertical and horizontal separation

SCAN THE QR CODE TO CHECK OUT OUR NEW **COMPREHENSIVE SEARCH TOOL ON DUTCHOPENERS.COM!**







































# OPENER BODY CHART

Find your shank type in the chart below and explore the opener options available to you.

## SHANK TYPE

## OPENERS

|   |   |   |  |   |   |   |  |   |   |   |
|---|---|---|--|---|---|---|--|---|---|---|
|  <p><b>C-SHANK</b></p>                                |  <p>UNIVERSAL SERIES<br/>PAGE 14</p>               |  <p>UNIVERSAL G2 SERIES<br/>PAGE 24</p>            |  <p>OUTLAW™ SERIES<br/>PAGE 28</p>          |  <p>PRECISION SERIES<br/>PAGE 34</p>         |  <p>PRECISION EDGE™ SERIES<br/>PAGE 42</p> |  <p>SPUR™ SERIES<br/>PAGE 80</p> |  <p>VERTICAL SERIES<br/>PAGE 54</p> |  <p>SUPER EAGLE SERIES<br/>PAGE 81</p> |  <p>TWISTED SHANK SERIES<br/>PAGE 82</p> |  <p>FERTILIZER OPENER SERIES<br/>PAGE 83</p> |
|  <p><b>CNH EDGE-ON</b></p>                            |  <p>UNIVERSAL SERIES<br/>PAGE 14</p>               |  <p>PRECISION SERIES<br/>PAGE 36</p>               |  <p>PRECISION EDGE™ SERIES<br/>PAGE 48</p>  |  <p>SUPER EAGLE SERIES<br/>PAGE 81</p>       |   |   |  |   |   |   |
|  <p><b>AMITY AIR TILL DRILL</b></p>                  |  <p>UNIVERSAL SERIES<br/>PAGE 20</p>              |  <p>PRECISION SERIES<br/>PAGE 39</p>              |  <p>PRECISION EDGE™ SERIES<br/>PAGE 51</p> |   |   |   |  |   |   |   |
|  <p><b>MORRIS EDGE-ON</b></p>                       |  <p>UNIVERSAL SERIES<br/>PAGE 16</p>             |   |  |   |   |   |  |   |   |   |
|  <p><b>HORSCH EDGE-ON / AMITY PSD</b></p>           |  <p>UNIVERSAL SERIES<br/>PAGE 18</p>             |  <p>SUPER EAGLE SERIES<br/>PAGE 81</p>           |  <p>PRECISION SERIES<br/>PAGE 38</p>      |  <p>PRECISION EDGE™ SERIES<br/>PAGE 50</p> |  <p>HORSCH SPRINTER NT<br/>PAGE 29</p>   |   |  |   |   |   |
|  <p><b>C-SHANK / EDGE-ON</b></p>                    |  <p><b>NEW</b><br/>BANDIT C-SHANK<br/>PAGE 9</p> |  <p><b>NEW</b><br/>BANDIT EDGE-ON<br/>PAGE 9</p> |  |   |   |   |  |   |   |   |
|  <p><b>DUTCH TIPS TO FIT COMPETITORS BODIES</b></p> |  <p>BOURGAULT TILLAGE TOOLS<br/>PAGE 7</p>       |  <p>FLEXICOIL / STEALTH<br/>PAGE 7</p>           |  <p>JOHN DEERE<br/>PAGE 7</p>            |  <p>VÄDERSTAD (SEED HAWK)<br/>PAGE 65</p>  |   |   |  |   |   |   |



SHANK TYPE

OPENERS



CNH PRECISION



VERTICAL SERIES  
PAGE 56



BOURGALT PARALINK



DUTCH AGRICULTURE ULD SERIES  
PAGE 11



UNIVERSAL SERIES SE/QDA/XTC  
PAGE 20



PRECISION EDGE™ SERIES SE/QDA  
PAGE 44



SPUR™ SERIES SE/QDA  
PAGE 80



VERTICAL SERIES SE/QDA/XTC  
PAGE 56



JD 1870 CONSERVA PAK



FERTILIZER  
PAGE 76



SEED PAIRED ROW  
PAGE 76



SEED SIDE BAND  
PAGE 76



MUD SCRAPER  
PAGE 76



MORRIS CONTOUR 1



OUTLAW™ SERIES  
PG 30



PRECISION EDGE™ SERIES  
PAGE 46



VERTICAL SERIES  
PG 60



MORRIS CONTOUR 2 AND QUANTUM / SIMPLICITY TERRITORY AND 308 ALLROUNDER



UNIVERSAL SERIES  
PAGE 16



OUTLAW™ SERIES  
PAGE 30



PRECISION EDGE™ SERIES  
PAGE 46



VERTICAL SERIES  
PAGE 60



VÄDERSTAD (SEED HAWK)



SEED INLINE PAIRED ROW  
PAGE 64



SEED INLINE SIDE BAND  
PAGE 64



ORIGINAL SEED HAWK FERTILIZER  
PAGE 66



ORIGINAL SEED HAWK SEED  
PAGE 66



FERTILIZER  
PAGE 65



SEED HAWK HEAVY DUTY FERTILIZER  
PAGE 63



SEED HAWK HEAVY DUTY SEED  
PAGE 63



SEEDMASTER/JD P600



SEED INLINE PAIRED ROW  
PAGE 73



SEED INLINE SIDE BAND  
PAGE 73



FERTILIZER  
PAGE 70



SEED  
PAGE 71

# NEW FOR 2023

## DUTCH AGRICULTURE WEBSITE NEW LOOK

We are pleased to announce the redesign of our website (DutchOpeners.com). As we continue to innovate and design new products to optimize efficiency and improve your bottom line, it is important to ensure that producers have easy access to information on these products. The redesigned website will improve the user experience especially given its comprehensive search tool and multiple options to contact your local Dutch Territory Manager. We hope that this website along with its exciting new features will be beneficial to you and your operation.



PRODUCTS ▾ WHAT'S NEW ▾ FIND

What can we help you find today?

# CONNECTIONS WITH ON FARM FOR YOU!

We pride ourselves on good old fashion customer service; the kind of service that seems rare these days. The of dedicated Territory Managers are eager to safely visit you right on your farm. Our desire is to maintain a p with you through our On Farm For You (OFFY) program.

READ MORE

OPENERS  
4

CAB FILTERS

# NEW FOR 2023

## NEW WEBSITE FEATURES

COMPREHENSIVE  
EASY-TO-USE  
SEARCH FUNCTIONALITY

MORE OPTIONS  
TO CONTACT OUR  
TERRITORY MANAGERS

EASY  
NAVIGATION

[FIND A DEALER](#) [ON FARM FOR YOU](#) [CONTACT US](#)



That is why our team  
has a personal connection

**CROP LIFTERS**

**HARDWARE**

DUTCHOPENERS.COM

5

# NEW PRODUCTS FOR 2023

TO FIT  
BOURGAULT PARALINK



My reason for purchasing the Dutch Ultra Low Disturbance [ULD] opener was driven by efficiencies. I was looking into running a third seeder but wasn't wanting to spend the money to purchase the third drill, as well as figure out how we would logistically manage it all without adding extra manpower. When I heard about the ULD opener from Dutch allowing you to gain 1 mph, I worked the numbers out on our farm and realized the acres gained per day was equivalent to running a third seeder.

**BERIC HAUKAAS - PARKBEG, SK**

TO FIT  
VÄDERSTAD (SEED HAWK)



**4457**  
One-Piece  
Seed Hawk  
Paired Row

**PRICE  
COMPARABLE  
TO OEM BUT  
WITH MORE  
CARBIDE**

OUTLAW TO FIT  
HORSCH SPRINTER NT



**8250-1**  
Horsch  
Sprinter NT



# DUTCH REPLACEABLE TIPS

## TIPS TO FIT BOURGAULT TILLAGE TOOLS



**1440-1**  
3/4"  
OEM 200-TIP-0801



**1442-1**  
3/4" High Wear  
OEM 200-TIP-0802



**1444**  
2" Carbide Wings  
OEM 200-TIP-2011

**CONVERTER KIT**  
INCLUDED WITH TIP

**1450** - Converter Bushing, 3/8" x 1" Spring Roll Pin

## TIPS TO FIT FLEXICOIL / STEALTH



**1616**  
3/4"  
OEM 87506293



**1617C**  
2" Carbided Bottom  
OEM N/A



**1617**  
2" Carbided Tip Only  
OEM N/A



**1313**  
3" Carbided Wings  
OEM 84193966



**1515**  
4" Carbided Wings  
OEM 87563694



**1618**  
4" Carbided Tip Only  
OEM N/A

**ROLL PIN: RP5161**  
INCLUDED WITH TIP

## TIPS TO FIT JOHN DEERE

**HOE DRILL**

**C-SHANK**



**1913**  
3/4"



**3720**  
2"

**ROLL PIN: RP5161**  
INCLUDED WITH TIP

**ROLL PIN: RP14114**  
INCLUDED WITH TIP

## TIPS TO FIT VÄDERSTAD (SEED HAWK)



**4480**  
OEM Replaceable Tip  
OEM 321026

"We live in a land of "ROCKS" with four rock pickers to make the fields acceptable for harvest. We have ran the Dutch 1442 tips on our Paralink Drills in the last year. The drill I operated myself, I never even changed one tip. So we will be running Dutch 1442 tips again this year and we will be going into seeding with the confidence we expect."

**KEVIN HRUSKA - GERALD, SK**  
OWNER OF 6 BOURGAULT  
PARALINK DRILLS

**ROLL PIN: RP5161**  
INCLUDED WITH TIP

# BANDIT SERIES

The Bandit Series opener was born from a need for a seeding/banding tool with industry leading durability and versatility. Built out of hardened materials to take the punishment of high speed deep banding and still offer accuracy and durability while seeding. The result is a multifunctional opener with extremely low soil disturbance.

## Product Highlights

- Engineered to be one of the most durable openers on the market with substantially more carbide than the competition
- 5/8" tip width offering very low soil disturbance to a depth of 6"
- **3 settings on the tip allow you to maintain depth as the tip starts to wear**
- Designed to be used for multiple applications: C-Shank/Edge-On drills, mid row shanks and most fertilizer applicators
- 7 replaceable tube options adds versatility



NH3



GRANULAR



LIQUID

**NOTE:** This is a multi-functional opener. It can be used to band any type of fertilizer. It can also be used in a single shoot seeding application on C-Shank drill.



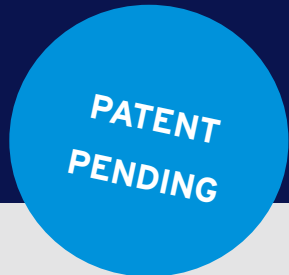
## BANDIT SERIES

"Dutch Bandit opener is very simple with no maintenance required and easy adjustment. NH3 gassing off was completely eliminated with these openers. Our field finish was excellent due to very low soil disturbance."

**RUSSEL KEMPER - HUMBOLDT, SK**

# BANDIT SERIES

For a complete opener you require: A. Body, B. Tube, C. Tip



## SHANK FITMENT

### A. C-SHANK BODY



**3402**  
1/2" Bolt Holes  
1 3/4" - 3" Bolt Spacing

### A. EDGE ON BODY



**3425**  
1/2" Bolt Holes  
1 3/4" - 3" Bolt Spacing



**3406**  
Tip Block Spacer

Note: Spacer is required to adjust tip length and is sold separately

### B. TUBE OPTIONS



**3400**  
Double Shoot 1/4"  
NH3 & 1 1/4" OD  
Granular



**3410**  
Double Shoot  
1/4" NH3 & 1 1/4" ID  
Granular



**3435**  
Double Shoot 1/4" NH3  
(1/8" NPT Adapter) &  
1 1/4" ID Granular



**3450**  
Bandit  
1 1/2" Granular



**3440**  
1 1/4" OD  
Granular



**3420**  
1/2" Liquid  
Tube



**3430**  
3/8" NH3  
Tube

### C. TIP AND HARDWARE



**3405**  
5/8" Adjustable  
Tip

### BOLT PACKAGE INCLUDED WITH BODY

**For 3405:** 7/16" x 2" Grade 5 Hex Head Bolt (1 - HH7162PLC5), 7/16" x Cleave Nut (1 - CN716PL)

**3421 - for 3402:** 1/2" x 3 1/2" Grade 8 Hex Head Bolt (1 - HH12312PLC8), 1/2" x 2 3/4" Grade 8 Hex Head Bolt (1 - HH12234PLC8), 1/2" Dutch Lock Nuts (2 - 111014), 1/2" Hardened Flat Washer (2-111015)

**3429 - for 3425:** 1/2" x 2 1/4" Grade 8 Hex Head Bolt (2 - HH12214PLC8), 1/2" Dutch Lock Nut (2 - 111014), 1/2" Hardened Flat Washer (2 - 111015)

**3422 - for 3400, 3410, 3420, 3430, 3435, 3440 & 3450:** 1/4" x 1" Roll Pin Spiral (2 - RP141), 3/4" x 1 1/4" #20 StainlessHose Clamp (1 - HC114)

# ULTRA LOW DISTURBANCE (ULD) SERIES

The Ultra Low Disturbance (ULD) opener was designed by working with producers to create an opener that allows them to both travel faster in the field, and reduce soil throw all while maintaining accurate seed placement. Producers were asking for for a product that ensures versatility and durability at the same time offering less soil disturbance. The result is an opener that captures all of that. Our testing has shown seeding speeds increased 20% over what the producers were previously using. With producers always looking for ways to increase efficiencies during the seeding season, this is a true game changer.

## Product Highlights

- This opener is designed to replace the traditional shank on the row unit and attaches in its place
- 1/2" replaceable tip with carbide front and back to promote extended life
- Tang style tip connection offers increased durability
- 4 replaceable tube options available to suit your operation
- Liquid starter fertilizer tube ready with liquid placed before the seed
- All hardware included with opener purchase



NH3



GRANULAR




LIQUID

**NOTE:** Please contact your Dutch Agriculture Territory Manager to confirm fitment on early model 3310.



# ULD SERIES

For a complete opener you require: A. Body, B. Tube, C. Tip



## TO FIT BOURGAULT PARALINK

### A. SEED BODY



**9910-1**  
Ultra Low  
Disturbance  
Shank

### C. REPLACEABLE TIP



**9900**  
1/2" Tip

"We had bad stepping issues and bending of our seed boots. We weren't getting our seed placed where we wanted it to be, so we knew we needed to make a change to the Dutch Agriculture ULD opener. With our new Dutch Openers we had less soil disturbance and less stepping. Our plant count was the best we've ever had. The opener allowed us to speed up by a whole mile per hour. I'm very impressed with this product and I think it's going to change the industry."

**AUSTIN KEMPER - FULDA, SK**

### B. REPLACEABLE TUBE OPTIONS



**5522**  
1 1/4" Granular  
Tube



**5523**  
1 1/4" Bean  
Tube



**5525**  
1 1/4" Granular  
Tube with Mud  
Guard



**5530**  
1 1/4" Granular  
NH3/Liquid Tube

**NOTE: Does not fit XTC**

### LIQUID STARTER FERTILIZER TUBE



**4365**  
To Fit 1/4" OD  
Alpine Line  
(Can fit multiple  
hose sizes)

### BOLT PACKAGE INCLUDED WITH BODY

**9905 – for 9900:** 3/8" Cleave Lock Nut (1 - CN38PL), 3/8" x 1" Grade 5 Hex Head Bolt (1 - HH381PLC5)

**9906 – for 9910-1:** 5/8" Cleave Lock Nut (2 - CN58PL), 5/8" x 2 1/2" Grade 8 Hex Head Bolt (2 - HH58212PLC8)

**8016 – for 5522, 5523, 5525, 5530, & 4365:** 3/8" x 1 1/2" Grade 8 Hex Head Bolt (2 - HH38112PLC8), 3/8" Nylon Lock Nut (2 - LN38C), 3/4" to 1 3/4" #20 Stainless Hose Clamp (1 - HC114)



## UNIVERSAL SERIES

"I like everything about Dutch's Universal Openers. They pull easy, don't move a lot of soil, and seed placement is excellent. We put 10,000 acres on the openers and still no sign of wear. The fields are smooth, seed placement is even, and this leads to a higher yield than some of our neighbours. The versatility of the many tip options available is excellent."

**KEITH LEISCHNER - INNISFAIL, AB**

# UNIVERSAL SERIES

The Universal Series opener offers the ultimate in versatility. With this body design you can switch from Single Shoot to Double Shoot with just one roll pin. Tips to fit this series range from 1" to 5" wide spread in the Single Shoot lineup. The Double Shoot tips are the newest Low Draft technology, with low wing angle for less soil disturbance and the lowest draft possible. Our tips offer more carbide and durability for those that need a tougher tip option, while still delivering excellent seed/fertilizer placement and separation.

## Product Highlights

- Up to 21 tip options, one body
- Patented Low Draft tip design
- Cast and steel bodies available
- Low angle on wings to reduce soil disturbance
- Closed-bottom tips available to reduce plugging in mud and clay
- Ultimate in versatility – Single and Double Shoot tips fit the same body
- Liquid starter fertilizer tubes with bolt on kits available
- Available in  $\frac{3}{8}$ " and  $\frac{3}{4}$ " Vertical Separation for Double, Triple, and Quad Shooting

LIQUID  
STARTER  
FERTILIZER  
TUBES  
AVAILABLE



CA PATENT PENDING | US PATENT PENDING | PROTECTED IN PART,  
OR IN WHOLE BY THE FOLLOWING PATENTS: CA# 2,432,272



TO FIT  
C-SHANK



TO FIT  
CNH EDGE-ON



TO FIT  
MORRIS EDGE-ON



TO FIT  
MORRIS CONTOUR 2 AND  
QUANTUM



TO FIT  
BOURGAULT  
PARALINK



TO FIT  
HORSCH EDGE-ON  
AMITY PSD



TO FIT  
AMITY AIR  
TILL DRILL

SIMPLICITY TERRITORY AND  
308 ALLROUNDER

# UNIVERSAL SERIES

For a complete opener you require: A. Body, B. Tube - optional, C. Tip

## TO FIT C-SHANK

### A. BODY STYLES



**2835**  
Steel



**2817**  
Cast

**ROLL PIN: RP14114**  
INCLUDED WITH TIP

**BOLT PACKAGE**  
INCLUDED WITH BODY

**2625:** 1/2" x 2 1/2" Grade 8 Plow Bolt (2 - 111029), 1/2" Dutch Lock Nut (2 - 111014), 1/2" Hardened Flat Washer (2 - 111015), 5/8" x 1" Hex Head Bolt (2 - HH5161PLC5), 5/8" Dutch Lock Nut (2 - 111027), 3/4" to 1 3/4" Stainless Hose Clamp (2 - HC114)

### B. TUBES (OPTIONAL)



**2127**  
1 1/4"  
Granular



**2149**  
1/4"  
Liquid



**2169**  
3/8"  
Liquid



**2176**  
1/2"  
Liquid



**2179**  
1 1/4" & 1/4"  
Liquid  
& Granular



**2209**  
1 1/4" & 3/8"  
Liquid  
& Granular



**2214**  
1 1/4" & 1/2"  
Liquid  
& Granular



**8105**  
1 1/2"  
Bean Tube

### LIQUID STARTER FERTILIZER TUBES



**2237**  
Right



**2238**  
Left



**2293**  
Single

**4436**  
Paired Row Kit  
Includes Right  
and Left Tubes

## TO FIT CNH 84° EDGE-ON

### A. BODY STYLE



**2846**  
Steel

**ROLL PIN: RP14114**  
INCLUDED WITH TIP

**BOLT PACKAGE**  
INCLUDED WITH BODY

**2670:** 1/2" x 2 1/4" Grade 8 Hex Head Bolt (2 - HH-12214PLC8), 1/2" Dutch Lock Nut (2 - 111014), 5/8" x 1" Hex Head Bolt (2 - HH5161PLC5), 5/8" Dutch Lock Nut (2 - 111027), 3/4" to 1 3/4" Stainless Hose Clamp (2 - HC114)

### B. TUBES (OPTIONAL)



**4305**  
1 1/4"  
Granular



**2865**  
1/4"  
Liquid



**2866**  
3/8"  
Liquid



**2867**  
1/2"  
Liquid



**4140**  
1 1/4" & 1/4"  
Liquid  
& Granular



**8108**  
1 1/4"  
Bean  
Tube



**8075**  
1 1/2"  
Bean  
Tube


### LIQUID STARTER FERTILIZER TUBES



**4337**  
Right



**4338**  
Left



**4393**  
Single

**4363**  
Paired Row Kit  
Includes Right  
and Left Tubes

# UNIVERSAL SERIES

THE ULTIMATE  
IN VERSATILITY

## TIP OPTIONS FOR UNIVERSAL SERIES

### C. TIP OPTIONS

#### SINGLE SHOOT SPREAD TIPS



**2737**  
1"  
3/4" Vertical  
Depth



**2837**  
1"



**2839**  
2"



**2841**  
3"



**2843**  
4"



**2845**  
5"

#### DOUBLE SHOOT | TRIPLE SHOOT PAIRED ROW & SIDE BAND

Left - **2819**  
Right - **2821**  
1 3/4" Side Band  
3/8" Vertical Separation  
Closed Bottom



Left - **2702**  
Right - **2704**  
1 3/4" Side Band  
3/8" Vertical Separation  
Open Bottom



Left - **2855**  
Right - **2853**  
1 3/4" Side Band  
3/4" Vertical Separation  
Closed Bottom



Left - **2706**  
Right - **2708**  
1 3/4" Side Band  
3/4" Vertical Separation  
Open Bottom



**2823**  
2 1/2" Paired Row  
3/8" Vertical Separation  
Closed Bottom



**2718**  
3" Paired Row  
3/8" Vertical Separation  
Closed Bottom



**2722-1**  
3" Paired Row  
3/8" Vertical Separation  
Open Bottom



**2825**  
3 1/2" Paired Row  
3/8" Vertical Separation  
Closed Bottom



**2888**  
3 1/2" Paired Row  
3/8" Vertical Separation  
Open Bottom



**2829**  
3 1/2" Paired Row  
3/4" Vertical Separation  
Closed Bottom



**2714**  
3 1/2" Paired Row  
3/4" Vertical Separation  
Open Bottom



**2827**  
5" Paired Row  
3/8" Vertical Separation  
Closed Bottom



**2724**  
5" Paired Row  
3/8" Vertical Separation  
Open Bottom



**2857**  
5" Paired Row  
3/4" Vertical Separation  
Closed Bottom



**2726**  
5" Paired Row  
3/4" Vertical Separation  
Open Bottom



"Our Dutch Universal openers rarely plug. With the amount of snow and the resulting sloughs last spring we often had to go around water, with the outside openers going through mud or even standing water without issues."

**JOHANNES HEUPEL - STONY PLAIN, AB**

# UNIVERSAL SERIES

For a complete opener you require: A. Body, B. Tube - optional, C. Tip

## TO FIT MORRIS EDGE-ON

### A. BODY STYLE



**2849**  
Steel

**ROLL PIN: RP14114**  
INCLUDED WITH TIP

**BOLT PACKAGE**  
INCLUDED WITH BODY

**2655:** 3/8" x 2" Grade 8 Hex Head Bolt (2 - HH-382PLC8), 3/8" Lock Washer (2 - LW38PL), 3/8" Cleave Nut (2 - CN38PL), 5/8" x 1" Hex Head Bolt (2 - HH-5161PLC5), 5/8" Dutch Lock Nut (2 - 111027), 3/4" to 1 3/4" Stainless Hose Clamp (2 - HC114)

### B. TUBES (OPTIONAL)




**4305**  
1 1/4"  
Granular

**2865**  
1/4"  
Liquid

**2866**  
3/8"  
Liquid

**2867**  
1/2"  
Liquid

**4140**  
1 1/4" & 1/4"  
Liquid  
& Granular



**8108**  
1 1/4"  
Bean Tube



**8075**  
1 1/2"  
Bean Tube  
& Large Hose

### LIQUID STARTER FERTILIZER TUBES



**4337**  
Right

**4338**  
Left

**4393**  
Single

**4363**  
Paired Row Kit  
Includes Right  
and Left Tubes

## TO FIT MORRIS CONTOUR 2 AND QUANTUM TO FIT SIMPLICITY TERRITORY AND 308 ALLROUNDER

### A. BODY STYLES



**4135**  
Steel  
Accepts up to 1 1/4" hose  
*Recommended granular tube(s):*  
4305, 4140, 8108

**4135-2**  
Steel  
Accepts up to 1 7/8" hose  
*Recommended granular tube(s):*  
8075

**NOTE:**  
AS PER MORRIS RECOMMENDATIONS  
DO NOT USE TIPS LARGER THAN 3 1/2":  
SUCH AS 2845, 2827, 2724, 2857, 2726

**ROLL PIN: RP14114**  
INCLUDED WITH TIP

**BOLT PACKAGE**  
INCLUDED WITH BODY

**4104:** 1/2" x 2" Grade 8 Hex Head Bolt (2 - H122PLC8), 1/2" Dutch Lock Nut (2 - 111014), 1/2" Hardened Flat Washer (3-111015), 5/8" x 1" Hex Head Bolt (2 - HH5161PLC5), 5/8" Dutch Lock Nut (2 - 111027), 3/4" to 1 3/4" Stainless Hose Clamp (2 - HC114)

### B. TUBES (OPTIONAL)



**4305**  
1 1/4"  
Granular  
To Fit  
Contour 2

**4369**  
1 1/4"  
Granular  
To Fit  
Quantum



**4140**  
1 1/4" & 1/4"  
Liquid &  
Granular  
To Fit  
Contour 2

**4147**  
1 1/4"  
Granular &  
1/4" Liquid  
To Fit  
Quantum



**2866**  
3/8"  
Liquid



**2867**  
1/2"  
Liquid



**2865**  
1/4"  
Liquid



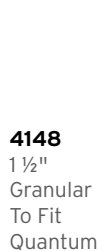
**8108**  
1 1/4"  
Bean Tube



**8075**  
1 1/2"  
Bean Tube  
& Large Hose



**4138**  
1 1/2"  
Granular  
Tube To Fit  
Contour 2



**4148**  
1 1/2"  
Granular  
To Fit  
Quantum

### LIQUID STARTER FERTILIZER TUBES



**4337**  
Right

**4338**  
Left

**4393**  
Single

**4363**  
Paired Row Kit  
Includes Right  
and Left Tubes

# UNIVERSAL SERIES

**PATENTED  
LOW DRAFT  
TIP DESIGN**

## TIP OPTIONS FOR UNIVERSAL SERIES

### C. TIP OPTIONS

#### SINGLE SHOOT SPREAD TIPS



**2737**  
1"  
3/4" Vertical  
Depth



**2837**  
1"



**2839**  
2"



**2841**  
3"



**2843**  
4"



**2845**  
5"

#### DOUBLE SHOOT | TRIPLE SHOOT PAIRED ROW & SIDE BAND

Left - **2819**  
Right - **2821**  
1 3/4" Side Band  
3/8" Vertical Separation  
Closed Bottom



Left - **2702**  
Right - **2704**  
1 3/4" Side Band  
3/8" Vertical Separation  
Open Bottom



Left - **2855**  
Right - **2853**  
1 3/4" Side Band  
3/4" Vertical Separation  
Closed Bottom



Left - **2706**  
Right - **2708**  
1 3/4" Side Band  
3/8" Vertical Separation  
Open Bottom



**2823**  
2 1/2" Paired Row  
3/8" Vertical Separation  
Closed Bottom



**2718**  
3" Paired Row  
3/8" Vertical Separation  
Closed Bottom



**2722-1**  
3" Paired Row  
3/8" Vertical Separation  
Open Bottom



**2825**  
3 1/2" Paired Row  
3/8" Vertical Separation  
Closed Bottom



**2888**  
3 1/2" Paired Row  
3/8" Vertical Separation  
Open Bottom



**2829**  
3 1/2" Paired Row  
3/4" Vertical Separation  
Closed Bottom



**2714**  
3 1/2" Paired Row  
3/4" Vertical Separation  
Open Bottom



**2827**  
5" Paired Row  
3/8" Vertical Separation  
Closed Bottom



**2724**  
5" Paired Row  
3/8" Vertical Separation  
Open Bottom



**2857**  
5" Paired Row  
3/4" Vertical Separation  
Closed Bottom



**2726**  
5" Paired Row  
3/4" Vertical Separation  
Open Bottom



"We have found the Universal Series opener provides excellent seed placement with consistent depth. Dutch Openers offers an outstanding warranty program and we feel that we can depend on them to stand behind their product. I feel the Universal opener is here to stay on our farm."

**DELCO FARMING - NEW DAYTON, AB**

# UNIVERSAL SERIES

For a complete opener you require: A. Body, B. Tube - optional, C. Tip

## TO FIT HORSCH EDGE-ON AND AMITY PSD

### A. BODY STYLE



**2858**  
Steel



**ROLL PIN: RP14114**  
INCLUDED WITH TIP

**BOLT PACKAGE**  
INCLUDED WITH BODY

**2692:** 5/8" x 2 1/2" Grade 8 Hex Head Bolt (2 - HH-58212PLC8), 5/8" Lock Washer (2 - LW58PL), 5/8" Hex Nut (2 - HN58PLC5), 5/8" x 1" Hex Head Bolt (2 - HH5161PLC5), 5/8" Dutch Lock Nut (2 - 111027), 3/4" to 1 3/4" Stainless Hose Clamp (2 - HC114)

### B. TUBES (OPTIONAL)



**2859**  
1 1/2"  
Granular  
Tube



**2865**  
1/4"  
Liquid  
Tube



**2866**  
3/8"  
Liquid  
Tube



**2867**  
1/2"  
Liquid  
Tube

### LIQUID STARTER FERTILIZER TUBES



**4337**  
Right



**4338**  
Left



**4393**  
Single

**4363**  
Paired Row Kit  
Includes Right  
and Left Tubes





# UNIVERSAL SERIES

REDUCED  
SOIL  
DISTURBANCE

## TIP OPTIONS FOR UNIVERSAL SERIES

### C. TIP OPTIONS

#### SINGLE SHOOT SPREAD TIPS



**2737**  
1"  
3/4" Vertical  
Depth



**2837**  
1"



**2839**  
2"



**2841**  
3"



**2843**  
4"



**2845**  
5"

#### DOUBLE SHOOT | TRIPLE SHOOT PAIRED ROW & SIDE BAND

Left - **2819**  
Right - **2821**  
1 3/4" Side Band  
3/8" Vertical Separation  
Closed Bottom



Left - **2702**  
Right - **2704**  
1 3/4" Side Band  
3/8" Vertical Separation  
Open Bottom



Left - **2855**  
Right - **2853**  
1 3/4" Side Band  
3/4" Vertical Separation  
Closed Bottom



Left - **2706**  
Right - **2708**  
1 3/4" Side Band  
3/4" Vertical Separation  
Open Bottom



**2823**  
2 1/2" Paired Row  
3/8" Vertical Separation  
Closed Bottom



**2718**  
3" Paired Row  
3/8" Vertical Separation  
Closed Bottom



**2722-1**  
3" Paired  
3/8" Vertical Separation  
Open Bottom



**2825**  
3 1/2" Paired Row  
3/8" Vertical Separation  
Closed Bottom



**2888**  
3 1/2" Paired Row  
3/8" Vertical Separation  
Open Bottom



**2829**  
3 1/2" Paired Row  
3/4" Vertical Separation  
Closed Bottom



**2714**  
3 1/2" Paired Row  
3/4" Vertical Separation  
Open Bottom



**2827**  
5" Paired Row  
3/8" Vertical Separation  
Closed Bottom



**2724**  
5" Paired Row  
3/8" Vertical Separation  
Open Bottom



**2857**  
5" Paired Row  
3/4" Vertical Separation  
Closed Bottom



**2726**  
5" Paired Row  
3/4" Vertical Separation  
Open Bottom



"The Universal Paired Row opener has allowed us to achieve reduced tillage with limited nitrogen while showing incredible durability. We have never been more pleased with field finish, in wet or dry conditions. Germination has been excellent due to the precise seed placement this opener allows. We have been using Dutch Universal openers for eight years now, and will definitely continue to run them and recommend them in the future."

**DON BROOMFIELD - STAVELY, AB**

# UNIVERSAL SERIES

For a complete opener you require: A. Body, B. Tube - optional, C. Tip

## TO FIT AMITY AIR TILL DRILL

### A. BODY STYLE



**2795**  
Steel  
Fits 1 1/2" hose

### B. TUBES (OPTIONAL)



**2859**  
1 1/2"  
Granular  
Tube



**2865**  
1/4"  
Liquid  
Tube



**2866**  
3/8"  
Liquid  
Tube



**2867**  
1/2"  
Liquid  
Tube

**ROLL PIN: RP14114**  
INCLUDED WITH TIP

**BOLT PACKAGE**  
INCLUDED WITH BODY

**2670:** 1/2" x 2 1/4" Grade 8 Hex Head Bolt (2 - HH12214PLC8), 1/2" Dutch Lock Nut (2 - 111014), 5/8" x 1" Hex Head Bolt (2 - HH5161PLC5), 5/8" Dutch Lock Nut (2 - 111027), 3/4" to 1 3/4" Stainless Hose Clamp (2 - HC114)


### LIQUID STARTER FERTILIZER TUBES



**4337**  
Right



**4338**  
Left



**4393**  
Single

**4363**  
Paired Row Kit  
Includes Right  
and Left Tubes

## TO FIT BOURGALT PARALINK

### A. BODY STYLE



**4340**  
Cast

**NOTE:**  
IT IS NOT RECOMMENDED TO USE  
TIPS LARGER THAN 3 1/2":  
SUCH AS 2845, 2827, 2724,  
2857, 2726

**ROLL PIN: RP14114**  
INCLUDED WITH TIP

**BOLT PACKAGE**  
INCLUDED WITH BODY

**2655:** 3/8" x 2" Grade 8 Hex Head Bolt (2 - HH-382PLC8), 3/8" Lock Washer (2 - LW38PL), 3/8" Cleave Nut (2 - CN38PL), 5/8" x 1" Hex Head Bolt (2 - HH5161PLC5), 5/8" Dutch Lock Nut (2 - 111027), 3/4" to 1 3/4" Stainless Hose Clamp (2 - HC114)

### B. TUBES (OPTIONAL) - Bourgault XTC is single shoot only.



**4305**  
1 1/4"  
Granular



**2865**  
1/4"  
Liquid



**2866**  
3/8"  
Liquid



**2867**  
1/2"  
Liquid



**4140**  
1 1/4" & 1/4"  
Liquid  
& Granular



**8108**  
1 1/4"  
Bean  
Tube



**8075**  
1 1/2"  
Bean  
Tube

### LIQUID STARTER FERTILIZER TUBES



**4337**  
Right



**4338**  
Left



**4393**  
Single

**4363**  
Paired Row Kit  
Includes Right  
and Left Tubes

# UNIVERSAL SERIES



## TIP OPTIONS FOR UNIVERSAL SERIES

### C. TIP OPTIONS

#### SINGLE SHOOT SPREAD TIPS



**2737**  
1"  
3/4" Vertical  
Depth



**2837**  
1"



**2839**  
2"



**2841**  
3"



**2843**  
4"



**2845**  
5"

#### DOUBLE SHOOT | TRIPLE SHOOT PAIRED ROW & SIDE BAND

Left - **2819**  
Right - **2821**  
1 3/4" Side Band  
3/8" Vertical Separation  
Closed Bottom



Left - **2702**  
Right - **2704**  
1 3/4" Side Band  
3/8" Vertical Separation  
Open Bottom



Left - **2855**  
Right - **2853**  
1 3/4" Side Band  
3/4" Vertical Separation  
Closed Bottom



Left - **2706**  
Right - **2708**  
1 3/4" Side Band  
3/4" Vertical Separation  
Open Bottom



**2823**  
2 1/2" Paired Row  
3/8" Vertical Separation  
Closed Bottom



**2718**  
3" Paired Row  
3/8" Vertical Separation  
Closed Bottom



**2722-1**  
3" Paired Row  
3/8" Vertical Separation  
Open Bottom



**2825**  
3 1/2" Paired Row  
3/8" Vertical Separation  
Closed Bottom



**2888**  
3 1/2" Paired Row  
3/8" Vertical Separation  
Open Bottom



**2829**  
3 1/2" Paired Row  
3/4" Vertical Separation  
Closed Bottom



**2714**  
3 1/2" Paired Row  
3/4" Vertical Separation  
Open Bottom



**2827**  
5" Paired Row  
3/8" Vertical Separation  
Closed Bottom



**2724**  
5" Paired Row  
3/8" Vertical Separation  
Open Bottom



**2857**  
5" Paired Row  
3/4" Vertical Separation  
Closed Bottom



**2726**  
5" Paired Row  
3/4" Vertical Separation  
Open Bottom



"The Dutch Universal is a well-built quality product and lasts well. They have good product support and good representation from Territory Managers and Engineering Team. Complaints or issues are addressed in a timely fashion."

**RYAN WARAWA - MUNDARE, AB**



## UNIVERSAL G2 SERIES

"I run the new Universal G2 on my farm, and I am very happy with the soil flow of the G2 opener even when I have to seed deep to chase the moisture in drier conditions. When we are wet, our soil can cause plugging issues with some openers, but with the G2 I experience no plugging at all. The seed placement is also very good with the new G2."

**BROCK WEISGERBER - SCHULER, AB**

# NEXT GENERATION UNIVERSAL G2

THE ULTIMATE  
PLUG-FREE  
OPENER

The Universal G2 Series was developed based on the success and popularity of the Universal Series. Its redesign was fabricated to include industry leading innovation meant to eliminate plugging and maintain precision placement. The Universal G2 Series will be ideal for producers who want to get out in the field early, or are facing muddy or wet clay conditions. Compared to other tips, the G2 Series tips also encourage a wider seed placement to maximize separation from the fertilizer and allows the ability for a heavier seeding rate.

## Product Highlights

- New innovative patent pending design ensures superior performance
- Maintains the same benefits as the Universal Series in all soil types, but with a substantial decrease in plugging in extreme conditions
- Engineered for wet and dry conditions
- Enhanced body protection
- Superior seed separation
- Patented Low Draft Tip design
- Liquid starter fertilizer tubes with bolt on kits available
- Available in Single, Double, Triple, and Quad Shoot
- Width options from 3" - 3 ½"

LIQUID  
STARTER  
FERTILIZER  
TUBES  
AVAILABLE



CA PATENT PENDING | US PATENT PENDING | PROTECTED IN PART,  
OR IN WHOLE BY THE FOLLOWING PATENTS: CA# 2,432,272



TO FIT  
C-SHANK

# UNIVERSAL G2 SERIES

For a complete opener you require: A. Body, B. Tube, C. Tip

ENGINEERED  
FOR WET & DRY  
CONDITIONS

## TO FIT C-SHANK

### A. BODY STYLE



**3835**  
Steel

**ROLL PIN: RP14114**  
INCLUDED WITH TIP

**BOLT PACKAGE**  
INCLUDED WITH BODY

**2625:** 1/2" x 2 1/2" Grade 8 Plow Bolt (2 - 111029), 1/2" Dutch Lock Nut (2 - 111014), 1/2" Hardened Flat Washer (2 - 111015), 5/16" x 1" Hex Head Bolt (2 - HH5161PLC5), 5/16" Dutch Lock Nut (2 - 111027), 3/4" to 1 3/4" Stainless Hose Clamp (2 - HC114)

### B. TUBES (OPTIONAL)



### LIQUID STARTER FERTILIZER TUBES



**2237**  
Right

**2238**  
Left

**2293**  
Single

**4436**  
Paired Row Kit  
Includes Right  
and Left Tubes

## TIP OPTIONS FOR UNIVERSAL G2 SERIES

### C. TIP OPTIONS

DOUBLE SHOOT | TRIPLE SHOOT PAIRED ROW



**3718**  
3" Paired Row  
3/8" Vertical Separation  
Closed Bottom



**3825**  
3 1/2" Paired Row  
3/8" Vertical Separation  
Closed Bottom

"The Universal G2 was the solution to my severe plugging issues. Abnormally wet years contributed to extra muddy conditions, and nothing else had worked for me. The Dutch team came out to my farm and spent hours in the field with me to find the right opener. The Universal G2 paired row left a cleaner field finish, and the wear looked great."

**RICHARD HADDOW - ARCOLA, SK**



CONNOR BOHACHEWSKI,  
NORTHERN SASKATCHEWAN  
& NORTHERN MANITOBA  
TERRITORY MANAGER

“With our higher seeding rates, higher phosphates and too much soil shattering and throw we needed a lower draft opener. We put on the Dutch Universal G2s and the emergence and plant stand was great right from the start of seeding in very deep and dry conditions. Looking forward to see it run in muddy conditions.”

**DELON SMYSNIUK - ITUNA, SK**



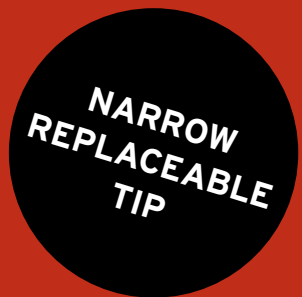
## OUTLAW™ SERIES

"Our Agronomist commented on the improved root development and early plant vigour we achieved using the Outlaw Series. Tilling below the seed bed with accurate product placement has given our crops a head start. Dutch Openers gave us the results we expect, and the improvements we were looking for."

**JOHN DAVEY - CLINTON CENTRE, SA, AUSTRALIA**



# OUTLAW™ SERIES



The Dutch Outlaw™ Series Opener was designed specifically for moisture conserving regions like Australia. The narrow style reduces soil disturbance while maintaining great seed and/or fertilizer placement. This opener uses a triple or quadruple carbided ½" wide replaceable tip for minimal soil disturbance. The product delivery tubes are protected by carbide and tungsten hard surfacing to reduce wear in tough and abrasive soils. The Outlaw™ Series boasts a hand-crafted steel body with hardened steel for maximum durability.

## Product Highlights

- Patented, replaceable, easy-to-change tip
- Multiple carbides for high-wearing tip, which keeps its shape at the back, to ensure seed and fertilizer gets to the bottom of the furrow
- Abrasion-resistant body built for tough Australian conditions
- **Notes:**
  - Designed for Australian producers
  - Not recommended for heavy clay
  - Double Shoot not recommended for North America



NH3



GRANULAR



LIQUID

CA PATENT PENDING | US PATENT PENDING | PROTECTED IN PART,  
OR IN WHOLE BY THE FOLLOWING PATENTS: CA# 2,432,872



TO FIT  
C-SHANK



TO FIT  
MORRIS CONTOUR 1



TO FIT  
MORRIS CONTOUR 2 AND  
QUANTUM

SIMPLICITY TERRITORY AND  
308 ALLROUNDER



TO FIT  
HORSCH SPRINTER NT



# OUTLAW™ SERIES

For a complete opener you require: A. Body, B. Tube - optional, C. Tip



## TO FIT C-SHANK

### A. BODY STYLES



**8080**  
Single Shoot

**8185-1**  
Double Shoot

**8130**  
3/8" Fertilizer Tube

**8124**  
1/2" Fertilizer Tube

### ROLL PIN

INCLUDED WITH TIP

### RP141

### BOLT PACKAGE INCLUDED WITH BODY

**2686 – for 8080 & 8185:** 1/2" x 2 3/4" Grade 8 Hex Head Bolt (2 - HH12234PLC8), 1/2" Dutch Lock Nut (2 - 111014), 1/2" Hardened Flat Washer (2 - 111015), 3/4" to 1 3/4" Stainless Hose Clamp (1 - HC114)

**2685 – for 8130 & 8124:** 1/2" x 2 3/4" Grade 8 Hex Head Bolt (2 - HH12234PLC8), 1/2" Dutch Lock Nut (2 - 111014), 1/2" Hardened Flat Washer (2 - 111015)

### B. SEED TUBES (OPTIONAL)



**8244**  
Double Shoot Seed Tube With Carbide 1" Wide

**8277**  
Double Shoot Seed Tube With Carbide 1 1/2" Wide

**8266**  
Side Band Seed Tube With Carbide 1" Wide

## TIP OPTIONS FOR OUTLAW™ SERIES

### C. TIP OPTIONS



**4400**  
1/2" Narrow Tip 7 3/8" Long Standard Length

**8000**  
1/2" Narrow Tip 7 3/8" Long Standard Length High Wear

**8198**  
1/2" Narrow Tip 8 3/16" Long

**8005**  
1/2" Narrow Tip 8 3/4" Long

**8182**  
1/2" Narrow Tip 9 5/16" Long

# OUTLAW™ SERIES

For a complete opener you require: A. Body, B. Tube - optional, C. Tip

## TO FIT HORSCH SPRINTER NT

### A. BODY STYLES



### B. TUBE



### C. TIP OPTION



### BOLT PACKAGE INCLUDED WITH BODY

**8251 - for 8250-1:** 16mm Hex Nut (2 - HN16PLC109), 16mm x 75mm C10.9 Hex Head Bolt (2 - HH1675PLC109)

**For 8282:** 3/8" x 1" Grade 5 Hex Bolt (1 - HH381PLC5), 3/8" Lock Nut (1 - LN38C)



# OUTLAW™ SERIES

For a complete opener you require: A. Body, B. Tube - optional, C. Fertilizer/Seed Tubes, D. Tip

TO FIT **MORRIS CONTOUR AND QUANTUM**  
TO FIT **SIMPLICITY TERRITORY AND 308 ALLROUNDER**

## A. BODY STYLES



**8010-1**  
Morris  
Contour 1



**8050-1**  
Morris Contour 2 & Quantum  
Simplicity Territory &  
308 Allrounder

## BOLT PACKAGE INCLUDED WITH BODY

**4122:** ½" x 2" Grade 8 Hex Head Bolt (2 - HH122PLC8), ½" Dutch Lock Nut (2 - 111014), ½" Hardened Flat Washer (3 - 111015)

## B. TUBES (OPTIONAL)



**8044**  
Double  
Shoot  
Seed Tube  
With Carbide  
1" Wide  
Short



**8077**  
Double  
Shoot  
Seed Tube  
With Carbide  
1 ½" Wide  
Short



**8166**  
Side  
Band  
Seed Tube  
With Carbide  
1" Wide  
Short



**8025**  
Double  
Shoot  
Seed Tube  
With Carbide  
1" Wide  
Long



**8070**  
Double  
Shoot  
Seed Tube  
With Carbide  
1 ½" Wide  
Long



**8104**  
Double  
Shoot  
Seed Tube  
With Carbide  
2 ¼" Wide  
Long

# OUTLAW™ SERIES

PATENTED,  
REPLACEABLE,  
EASY-TO-  
CHANGE  
TIPS

## TUBE AND TIP OPTIONS FOR OUTLAW™ SERIES

### C. FERTILIZER/SEED TUBES



**8033-2**  
Single Shoot  
Seed Tube  
Or  
Double Shoot  
Fertilizer Tube  
1 ½" With  
Carbide  
Short



**8020-2**  
Single Shoot  
Seed Tube  
Or  
Double Shoot  
Fertilizer Tube  
1 ½"  
With Carbide  
Long



**8102**  
Single Shoot  
Seed Tube  
Adapter

SINGLE SHOOT SEED TUBES /  
GRANULAR FERTILIZER TUBES



**8035**  
Single Shoot  
Seed Tube  
Or  
Double Shoot  
Fertilizer Tube  
1 ½" & ¼"  
With Carbide  
Long



**8040**  
Single Shoot  
Seed Tube  
Or  
Double Shoot  
Fertilizer Tube  
1 ½" & ⅜"  
With Carbide  
Long



**8045**  
Single Shoot  
Seed Tube  
Or  
Double Shoot  
Fertilizer Tube  
1 ½" & ½"  
With Carbide  
Long

GRANULAR / LIQUID FERTILIZER TUBES

**ROLL PIN**  
INCLUDED WITH TIP

RP141


**BOLT PACKAGE**  
INCLUDED WITH TUBE

**8016 – for 8044, 8077, 8166, 8025, 8070, 8104, 8035, 8040, 8045, & 8020-3:** ⅜" x 1 ½" Hex Head Bolt  
Grade 8 (2), ⅜" Nylon Lock Nut (2), #20 Hose Clamp ⅜"- 1 ¼" (1)

### D. TIP OPTIONS



**4400**  
½" Narrow Tip  
7 ⅜" Long  
Standard Length



**8000**  
½" Narrow Tip  
7 ⅜" Long  
Standard Length  
**High Wear**



**8198**  
½" Narrow Tip  
8 ¾" Long



**8005**  
½" Narrow Tip  
8 ¾" Long



**8182**  
½" Narrow Tip  
9 ⅝" Long



## PRECISION SERIES

"Since 2006, we have used the Precision Series opener with NH3 because it provides great separation, giving us the ability to put down high rates of product without fear of seed burn. We experience no gassing off of anhydrous in our soil. The seed placement is accurate, the wear rate is excellent, and the support I receive from Dutch Openers is exceptional."

**KELLY WHEELER, STRATHMORE, AB**

# PRECISION SERIES

PRECISE SEED  
PLACEMENT  
WITH  
FLEXIBILITY

The Precision Series lives up to its name. Its patented design and angles ensure the most accurate seed and fertilizer placement for crops. Farmers with fields that have a history of rocks or hard soil will find that the Precision excels, without the mechanical breakdowns or interruptions that can be frustrating during peak seeding times. The unique design can also accommodate a variety of seed placement needs that are easily customized for any situation.

## Product Highlights

- Precision placement, no gassing off
- Seed placement available in 1 3/4" side band and paired row options from 3 1/2" - 7 1/2" seed row spacing
- 4 to 6 carbides on sealer plate ensure accurate seed placement
- Top NH3 opener in its class
- Superior seed/fertilizer separation
- Patented no-plug granular fertilizer body, with bottom mud deflector
- Side Band and Paired Row options



NH3



GRANULAR



LIQUID

CA PATENT PENDING | US PATENT PENDING | PROTECTED IN PART,  
OR IN WHOLE BY THE FOLLOWING PATENTS: CA# 2,326,468



TO FIT  
C-SHANK  
LIQUID/NH3



TO FIT  
C-SHANK  
GRANULAR



TO FIT  
CNH EDGE-ON



TO FIT  
HORSCH EDGE-ON  
AMITY PSD



TO FIT  
AMITY AIR TILL DRILL



TO FIT  
MORRIS EDGE-ON

# PRECISION SERIES

For a complete opener you require: A. Body, B. Tube, C. Sealer Plate, D. Tip

## PAIRED ROW TO FIT C-SHANK

### A. BODY STYLES



**2073**  
1 1/4" Vertical Separation  
Steel



**2213**  
1 1/4" Vertical Separation  
Steel For Granular Fertilizer



**2705**  
1 1/4" Vertical Separation  
Cast



**2284**  
3/4" Vertical Separation  
Steel

### B. TUBES

#### DOUBLE SHOOT >



**1664**  
3 1/2"



**2018**  
4 1/2"



**1756**  
5 1/2"



**2028**  
6 1/2"



**7507**  
7 1/2"

#### TRIPLE SHOOT >



**1705**  
3 1/2"



**1838**  
4 1/2"



**1949**  
5 1/2"



**1858**  
6 1/2"



**1859**  
7 1/2"

### C. SEALER PLATES



**2000**  
3 1/2"



**2017**  
4 1/2"



**2003**  
5 1/2"



**2027**  
6 1/2"



**2203**  
7 1/2"

## SIDE BAND TO FIT C-SHANK

### A. BODY STYLES



**2073**  
1 1/4" Vertical Separation  
Steel



**2213**  
1 1/4" Vertical Separation  
Steel For Granular Fertilizer



**2705**  
1 1/4" Vertical Separation  
Cast



**2284**  
3/4" Vertical Separation  
Steel

### B. TUBES

< DOUBLE SHOOT | TRIPLE SHOOT >



**1770**  
1 3/4"  
Left



**1860**  
1 3/4"  
Right



**1958**  
1 3/4"  
Left



**1937**  
1 3/4"  
Right

### C. SEALER PLATES



**2008**  
1 3/4"  
Left



**2006**  
1 3/4"  
Right



# PRECISION SERIES

PRECISION  
PLACEMENT,  
NO GASSING  
OFF

## TIP AND TUBE OPTIONS FOR PRECISION SERIES

### D. TIP OPTIONS



**1525**  
3/4"



**2540**  
3/4" For Granular  
Fertilizer

### ROLL PIN INCLUDED WITH TIP

### RP14114

### BOLT PACKAGE INCLUDED WITH BODY

**2630:** 1/2" x 2 1/2" Grade 8 Plow Bolt (2 - 111029), 1/2" Dutch Lock Nut (2 - 111014), 1/2" Hardened Flat Washer (2 - 111015), 1/2" x 2" Hex Head Bolt (2 - HH122PLC5), 1/2" Cleave Nut (2 - CN12PL), 3/4" to 1 3/4" Stainless Hose Clamp (2 - HC114), 3/8" Steel Shim (4 degree) (1 - 6826), 1/8" Steel Shim (3 degree) (1 - 6827)

### ANHYDROUS AMMONIA (NH3) NO-FREEZE APPLICATION KITS (OPTIONAL)

#### STANDARD NH3 / LIQUID TUBES



**2182**  
3/8" Liquid/NH3



**2082**  
1/2" Liquid/NH3

#### OPTIONAL NH3 AND LIQUID TUBES TO TRIPLE SHOOT

< LIQUID OPTIONS | NH3 OPTIONS >



**7578**  
3/8" Liquid



**7581**  
3/8" NH3



**7582**  
1/2" NH3



"These are absolutely the best openers out there, they are durable and well built, and Dutch's customer service is exceptional. They helped us set up our new seeder and came out when we had any questions. Once you see the results and experience the customer support, the decision to go Dutch is easy."

**JOANNE OKERSTROM,  
MOOSE JAW, SK**

# PRECISION SERIES

For a complete opener you require: A. Body, B. Tube, C. Sealer Plate, D. Tip

## PAIRED ROW TO FIT CNH 84° EDGE-ON

### A. BODY STYLES



**ROLL PIN**  
INCLUDED WITH TIP

**RP14114**

**BOLT PACKAGE**  
INCLUDED WITH BODY

**2675:** ½" x 2 ¼" Grade 8 Hex Head Bolt (2 - HH12214PLC8), ½" Dutch Lock Nut (2 - 111014), ½" x 2" Hex Head Bolt (1 - HH122PLC5), ½" x 1 ¾" Hex Head Bolt (1 - HH12134PLC5), ½" Cleave Nut (2 - CN12PL), ¾" to 1 ¾" Stainless Hose Clamp (2 - HC114)

### B. TUBES

DOUBLE SHOOT >



TRIPLE SHOOT >



### C. SEALER PLATES



## TIP & TUBE OPTIONS FOR PRECISION SERIES

### D. TIP OPTIONS



### ANHYDROUS AMMONIA (NH3) NO-FREEZE APPLICATION KITS

NH3 / LIQUID TUBES (OPTIONAL)



# PRECISION SERIES

TOP NH3  
OPENER IN  
ITS CLASS

## SIDE BAND TO FIT CNH 84° EDGE-ON

### A. BODY STYLES



**ROLL PIN**  
INCLUDED WITH TIP


RP14114

**BOLT PACKAGE**  
INCLUDED WITH BODY

**2675:** ½" x 2 ¼" Grade 8 Hex Head Bolt (2 - HH12214PLC8), ½" Dutch Lock Nut (2 - 111014), ½" x 2" Hex Head Bolt (1 - HH122PLC5), ½" x 1 ¾" Hex Head Bolt (1 - HH12134PLC5), ½" Cleave Nut (2 - CN12PL), ¾" to 1 ¾" Stainless Hose Clamp (2 - HC114)

### B. TUBES

< DOUBLE SHOOT | TRIPLE SHOOT >



### C. SEALER PLATES



"We've been helping Dutch develop the best openers on the market for several years. Not only are they ahead of the rest in technology but their service is second to none."

**DEAN SCHWARTZ, LUMSDEN, SK**

### D. TIP OPTIONS



### ANHYDROUS AMMONIA (NH3) NO-FREEZE APPLICATION KITS

NH3 / LIQUID TUBES (OPTIONAL)



# PRECISION SERIES

For a complete opener you require: A. Body, B. Tube, C. Sealer Plate, D. Tip

## PAIRED ROW TO FIT HORSCH 84° EDGE-ON AND AMITY PSD

### A. BODY STYLES



**2070**  
1 1/4" Tube With Flare For NH3 Kit  
1 1/4" Vertical Separation



**7506**  
1 1/2" Tube With No Flare For Granular  
1 1/4" Vertical Separation

### ROLL PIN INCLUDED WITH TIP

**RP14114**

### BOLT PACKAGE INCLUDED WITH BODY

**2680:** 5/8" x 2 1/2" Grade 8 Hex Head Bolt (2 - HH58212PLC8), 5/8" Lock Washer (2 - LW58PL), 5/8" Hex Nut (2 - HN58PLC5), 1/2" x 2" Hex Head Bolt (1 - HH122PLC5), 1/2" x 1 3/4" Hex Head Bolt (1 - HH12134PLC5), 1/2" Cleave Nut (2 - CN12PL), 3/4" to 1 3/4" Stainless Hose Clamp (2 - HC114)

### B. TUBES

#### DOUBLE SHOOT >



**7517**  
3 1/2"



**7516**  
4 1/2"



**7514**  
5 1/2"



**2068**  
6 1/2"



**2150**  
7 1/2"

#### TRIPLE SHOOT >



**7424**  
5 1/2"



**7524**  
6 1/2"



**7624**  
7 1/2"

### C. SEALER PLATES



**2000**  
3 1/2"



**2017**  
4 1/2"



**2003**  
5 1/2"



**2027**  
6 1/2"



**2203**  
7 1/2"

## TIP AND TUBE OPTIONS FOR PRECISION SERIES

### D. TIP OPTIONS



**1525**  
3/4"



**2540**  
3/4" For Granular Fertilizer

### NH3 / LIQUID TUBES (OPTIONAL)

ANHYDROUS AMMONIA (NH3) NO-FREEZE APPLICATION KITS



**2219-1**  
3/8"



**2218-1**  
1/2"

# PRECISION SERIES

PATENTED  
NO-PLUG  
GRANULAR  
FERTILIZER  
BODY

## TO FIT AMITY AIR TILL DRILL

### A. BODY STYLE



**2688**  
1 1/4" Tube  
1 1/4" Vertical  
Separation

**ROLL PIN**  
INCLUDED WITH TIP

**RP14114**

**BOLT PACKAGE**  
INCLUDED WITH BODY

**2675:** 1/2" x 2 1/4" Grade 8 Hex Head Bolt (2 - HH12214PLC8), 1/2" Dutch Lock Nut (2 - 111014), 1/2" x 2" Hex Head Bolt (1 - HH122PLC5), 1/2" x 1 3/4" Hex Head Bolt (1 - HH12134PLC5), 1/2" Cleave Nut (2 - CN12PL), 3/4" to 1 3/4" Stainless Hose Clamp (2 - HC114)

### B. TUBES

DOUBLE SHOOT >



**2604**  
3 1/2"



**2607**  
4 1/2"



**2609**  
5 1/2"



**2614**  
6 1/2"



**2619**  
7 1/2"

TRIPLE SHOOT >



**2644**  
3 1/2"



**2646**  
4 1/2"



**2648**  
5 1/2"



**2649**  
6 1/2"



**2656**  
7 1/2"

### C. SEALER PLATES



**2000**  
3 1/2"



**2017**  
4 1/2"



**2003**  
5 1/2"



**2027**  
6 1/2"



**2203**  
7 1/2"

## TIP AND TUBE OPTIONS FOR PRECISION SERIES

### D. TIP OPTIONS



**1525**  
3/4"



**2540**  
3/4" For Granular  
Fertilizer

NH<sub>3</sub> / LIQUID TUBES (OPTIONAL)

ANHYDROUS AMMONIA (NH<sub>3</sub>) NO-FREEZE APPLICATION KITS



**2219-1**  
3/8"



**2218-1**  
1/2"



PRECISION  
EDGE™  
SERIES

"I love the way (Precision Edge openers) hold the ground in packed areas and deliver even seed placement. They move the perfect amount of soil which helps warm it up. I feel the openers pull up less rocks, and I don't experience gassing of my anhydrous. Dutch has been very good to work with over the years."

**MIKE MILLER, ACME, AB**

# PRECISION EDGE™ SERIES

MAXIMUM  
MOISTURE  
RETENTION

The Precision Edge™ Series was developed based on the historic success of the Dutch Precision Series. Combining precise seed and fertilizer placement with durable narrow tips, the Precision Edge is ideal for farmers who need minimal soil disturbance and maximum moisture retention. With a rugged body design, the Precision Edge is perfect for dry, rocky fields.

## Product Highlights

- Narrow edge tip designed for minimal soil disturbance and maximum moisture retention
- Rugged steel body for maximum durability
- Seed placement available in 1 ¾" side band and paired row options from 3 ½" - 7 ½" seed row spacing
- Superior seed/fertilizer separation
- Side Band and Paired Row Options
- All steel vertical tip design, superior in rocky conditions



NH3



GRANULAR



LIQUID

CA PATENT | US PATENT | PROTECTED IN PART, OR IN WHOLE BY  
THE FOLLOWING PATENTS: CA# 2,326,468



PRECISION EDGE™ | TO FIT  
C-SHANK



PRECISION EDGE™ | TO FIT  
BOURGAULT  
PARALINK SE/QDA



PRECISION EDGE™ | TO FIT  
MORRIS CONTOUR 1



PRECISION EDGE™ | TO FIT  
MORRIS CONTOUR 2 AND  
QUANTUM



PRECISION EDGE™ | TO FIT  
CNH EDGE-ON



PRECISION EDGE™ | TO FIT  
HORSCH EDGE-ON  
AMITY PSD



PRECISION EDGE™ | TO FIT  
AMITY AIR TILL DRILL

# PRECISION EDGE™ SERIES

For a complete opener you require: A. Body, B. Tube, C. Sealer Plate, D. Tip

## PAIRED ROW PRECISION EDGE™ TO FIT C-SHANK

### A. BODY STYLE



### ROLL PIN INCLUDED WITH TIP

RP141

### BOLT PACKAGE INCLUDED WITH BODY

**2630:** ½" x 2 ½" Grade 8 Plow Bolt (2 - 111029), ½" Dutch Lock Nut (2 - 111014), ½" Hardened Flat Washer (2 - 111015), ½" x 2" Hex Head Bolt (2 - HH122PLC5), ½" Cleave Nut (2 - CN12PL), ¾" to 1 ¼" Stainless Hose Clamp (2 - HC114), ¾" Steel Shim (4 degree) (1 - 6826), ½" Steel Shim (3 degree) (1 - 6827)

### B. TUBES

#### DOUBLE SHOOT >



#### TRIPLE SHOOT >



### C. SEALER PLATES





# PRECISION EDGE™ SERIES

SUPERIOR  
PRECISION  
PLACEMENT

## SIDE BAND PRECISION EDGE™ TO FIT C-SHANK

### A. BODY STYLE



**ROLL PIN**  
INCLUDED WITH TIP

RP141

**BOLT PACKAGE**  
INCLUDED WITH BODY

**2630:** ½" x 2 ½" Grade 8 Plow Bolt (2 - 111029), ½" Dutch Lock Nut (2 - 111014), ½" Hardened Flat Washer (2 - 111015), ½" x 2" Hex Head Bolt (2 - HH122PLC5), ½" Cleave Nut (2 - CN12PL), ¾" to 1 ¾" Stainless Hose Clamp (2 - HC114), ¾" Steel Shim (4 degree) (1 - 6826), ½" Steel Shim (3 degree) (1 - 6827)

### B. TUBES

< DOUBLE SHOOT | TRIPLE SHOOT >



### C. SEALER PLATES



## TIP AND TUBE OPTIONS FOR PRECISION EDGE™ SERIES

### D. TIP OPTIONS



### NH3 / LIQUID TUBES (OPTIONAL)



# PRECISION EDGE™ SERIES

For a complete opener you require: A. Body, B. Tube, C. Sealer Plate, D. Tip

## PAIRED ROW PRECISION EDGE™ TO FIT BOURGAULT PARALINK SE/QDA

A. BODY STYLE - Paired row is not recommended for 10" spacing. Please refer to side band section to the right.



4390

**ROLL PIN**  
INCLUDED WITH TIP

RP141

**BOLT PACKAGE**  
INCLUDED WITH BODY

**2660:** 3/8" x 2" Grade 8 Hex Head Bolt (2 - HH382PLC8), 3/8" Lock Washer (2 - LW38PL), 3/8" Cleave Nut (2 - CN38PL), 1/2" x 2" Hex Head Bolt (1 - HH122PLC5), 1/2" x 1 3/4" Hex Head Bolt (1 - HH12134PLC5), 1/2" Cleave Nut (2 - CN12PL), 3/4" to 1 3/4" Stainless Hose Clamp (2 - HC114)

B. TUBES < DOUBLE SHOOT | TRIPLE SHOOT >



1664  
3 1/2"



1705  
3 1/2"

C. SEALER PLATE



2000  
3 1/2"



# PRECISION EDGE™ SERIES

MINIMAL  
SOIL  
DISTURBANCE

## SIDE BAND PRECISION EDGE™ TO FIT BOURGAULT PARALINK SE/QDA

### A. BODY STYLE



**4390**

**ROLL PIN**  
INCLUDED WITH TIP

**RP141**

**BOLT PACKAGE**  
INCLUDED WITH BODY

**2660:** 3/8" x 2" Grade 8 Hex Head Bolt (2 - HH382PLC8), 3/8" Lock Washer (2 - LW38PL), 3/8" Cleave Nut (2 - CN38PL), 1/2" x 2" Hex Head Bolt (1 - HH122PLC5), 1/2" x 1 3/4" Hex Head Bolt (1 - HH12134PLC5), 1/2" Cleave Nut (2 - CN12PL), 3/4" to 1 3/4" Stainless Hose Clamp (2 - HC114)

### B. TUBES

< DOUBLE SHOOT | TRIPLE SHOOT >



**1770**  
1 3/4"  
Left



**1860**  
1 3/4"  
Right



**1958**  
1 3/4"  
Left



**1937**  
1 3/4"  
Right

### C. SEALER PLATES



**2008**  
1 3/4"  
Left



**2006**  
1 3/4"  
Right

## TIP AND TUBE OPTIONS FOR PRECISION EDGE™ SERIES

### D. TIP OPTIONS



**4521-1**  
1/2"  
4 3/8" Long  
3/4" Vertical  
Separation



**4522-1**  
1/2"  
5 1/2" Long  
1 1/4" Vertical  
Separation



**4523-1**  
1/2"  
6" Long  
1 3/4" Vertical  
Separation

### NH3 / LIQUID TUBES (OPTIONAL)



**4381**  
1/4" Liquid/NH3



**4383**  
1/2" Liquid/NH3



**4384**  
3/8" Liquid/NH3  
No Barb



**4389**  
3/8" NH3 To  
Fit Tru-Kare

# PRECISION EDGE™ SERIES

For a complete opener you require: A. Body, B. Tube, C. Sealer Plate, D. Tip

## PAIRED ROW PRECISION EDGE™ TO FIT MORRIS CONTOUR & QUANTUM

### A. BODY STYLES



**4170**  
For Morris  
Contour 1



**4195**  
For Morris  
Contour 2 &  
Quantum

### ROLL PIN INCLUDED WITH TIP

### RP141

### BOLT PACKAGE INCLUDED WITH BODY

**4172:** ½" x 2 Grade 8 Hex Head Bolt (2 - HH122PLC8), ½" Dutch Lock Nut (2 - 111014), ½" Hardened Flat Washer (3 - 111015), ½" x 2" Hex Head Bolt (1 - HH122PLC5), ½" x 1 ¾" Hex Head Bolt (1 - HH12134PLC5), ½" Cleave Nut (2 - CN12PL), ¾" to 1 ¾" Stainless Hose Clamp (2 - HC114)

### B. TUBE



**4162**  
3 ½"  
To fit 1 ¼"  
OD Hose

### C. SEALER PLATE



**2000**  
3 ½"

"The Precision Edge opener has very good seed and NH3 separation along with precise seed placement. The Edge Opener worked well in my wide range of soil conditions. My crops, field finish, germination and yield were above my expectations. The service and product support from Dutch Openers is excellent, and I would 100% recommend Dutch and the Precision Edge Opener."

**CURTIS BOYCHUK, WASKATENEAU, AB**

# PRECISION EDGE™ SERIES

RUGGED  
STEEL BODY  
FOR MAXIMUM  
DURABILITY

## TIP AND TUBE OPTIONS FOR PRECISION EDGE™ SERIES

### D. TIP OPTIONS



**4545-1**  
½" Narrow Tip  
6 7⁄8" Long  
¾" Vertical  
Separation



**4540-1**  
½" Narrow Tip  
7 3⁄8" Long  
Standard Length  
1 ¼" Vertical  
Separation



**4555-1**  
½" Narrow Tip  
7 3⁄8" Long  
Standard Length  
1 ¼" Vertical  
Separation  
**Extra Wear**

### NH3 / LIQUID TUBES (OPTIONAL)



**4381**  
¼" Liquid/NH3



**4383**  
½" Liquid/NH3



**4384**  
¾" Liquid/NH3  
No Barb



**4389**  
¾" NH3 To  
Fit Tru-Kare



# PRECISION EDGE™ SERIES

For a complete opener you require: A. Body, B. Tube, C. Sealer Plate, D. Tip

## PAIRED ROW PRECISION EDGE™ TO FIT 84° CNH EDGE-ON

### A. BODY STYLE



**ROLL PIN**  
INCLUDED WITH TIP

RP141

**BOLT PACKAGE**  
INCLUDED WITH BODY

**2675:** ½" x 2 ¼" Grade 8 Hex Head Bolt (2 - HH12214PLC8), ½" Dutch Lock Nut (2 - 111014), ½" x 2" Hex Head Bolt (1 - HH122PLC5), ½" x 1 ¾" Hex Head Bolt (1 - HH12134PLC5), ½" Cleave Nut (2 - CN12PL), ¾" to 1 ¾" Stainless Hose Clamp (2 - HC114)

### B. TUBES

DOUBLE SHOOT >



TRIPLE SHOOT >



### C. SEALER PLATES



# PRECISION EDGE™ SERIES

WIDTH  
OPTIONS  
FROM 1 3/4" - 7 1/2"  
WIDE  
PLACEMENT

## SIDE BAND PRECISION EDGE™ TO FIT 84° CNH EDGE-ON

### A. BODY STYLE



8211-1

**ROLL PIN**  
INCLUDED WITH TIP

RP141

**BOLT PACKAGE**  
INCLUDED WITH BODY

**2675:** 1/2" x 2 1/4" Grade 8 Hex Head Bolt (2 - HH12214PLC8), 1/2" Dutch Lock Nut (2 - 111014), 1/2" x 2" Hex Head Bolt (1 - HH122PLC5), 1/2" x 1 3/4" Hex Head Bolt (1 - HH12134PLC5), 1/2" Cleave Nut (2 - CN12PL), 3/4" to 1 3/4" Stainless Hose Clamp (2 - HC114)

### B. TUBES

< DOUBLE SHOOT | TRIPLE SHOOT >



**1770**  
1 3/4"  
Left



**1860**  
1 3/4"  
Right



**1958**  
1 3/4"  
Left



**1937**  
1 3/4"  
Right

### C. SEALER PLATES



**2008**  
1 3/4"  
Left



**2006**  
1 3/4"  
Right

## TIP AND TUBE OPTIONS FOR PRECISION EDGE™ SERIES

### D. TIP OPTIONS



**4515-1**  
1/2" Narrow Tip  
6 7/8" Long  
3/4" Vertical  
Separation



**4505-1**  
1/2" Narrow Tip  
7 3/8" Long  
Standard Length  
1 1/4" Vertical  
Separation



**4525-1**  
1/2" Narrow Tip  
7 3/8" Long  
Standard Length  
1 1/4" Vertical  
Separation  
**Extra Wear**

### NH3 / LIQUID TUBES (OPTIONAL)



**8216-1**  
1/4" Liquid/NH3



**8217-1**  
3/8" Liquid/NH3  
No Barb



**8218-1**  
1/2" Liquid/NH3  
No Barb

# PRECISION EDGE™ SERIES

For a complete opener you require: A. Body, B. Tube, C. Sealer Plate, D. Tip

## PAIRED ROW PRECISION EDGE™ TO FIT HORSCH 84° EDGE-ON AND AMITY PSD

### A. BODY STYLE



8270-1

**ROLL PIN**  
INCLUDED WITH TIP

RP141

**BOLT PACKAGE**  
INCLUDED WITH BODY

**2680:** 5/8" x 2 1/2" Grade 8 Hex Head Bolt (2 - HH58212PLC8), 5/8" Lock Washer (2 - LW58PL), 5/8" Hex Nut (2 - HN58PLC5), 1/2" x 2" Hex Head Bolt (1 - HH122PLC5), 1/2" x 1 3/4" Hex Head Bolt (1 - HH12134PLC5), 1/2" Cleave Nut (2 - CN12PL), 3/4" to 1 3/4" Stainless Hose Clamp (2 - HC114)

### B. TUBES

DOUBLE SHOOT >



**7517**  
3 1/2"



**7516**  
4 1/2"



**7514**  
5 1/2"



**2068**  
6 1/2"



**2150**  
7 1/2"

TRIPLE SHOOT >



**7424**  
5 1/2"



**7524**  
6 1/2"



**7624**  
7 1/2"

### C. SEALER PLATES



**2000**  
3 1/2"



**2017**  
4 1/2"



**2003**  
5 1/2"



**2027**  
6 1/2"



**2203**  
7 1/2"



# PRECISION EDGE™ SERIES

MINIMAL TILL  
OR ROCKY  
CONDITIONS

## PAIRED ROW PRECISION EDGE™ TO FIT AMITY AIR TILL DRILL

### A. BODY STYLE



8211-1

**ROLL PIN**  
INCLUDED WITH TIP

RP141

**BOLT PACKAGE**  
INCLUDED WITH BODY

**2675:** ½" x 2 ¼" Grade 8 Hex Head Bolt (2 - HH12214PLC8), ½" Dutch Lock Nut (2 - 111014), ½" x 2" Hex Head Bolt (1 - HH122PLC5), ½" x 1 ¾" Hex Head Bolt (1 - HH12134PLC5), ½" Cleave Nut (2 - CN12PL), ¾" to 1 ¾" Stainless Hose Clamp (2 - HC114)

### B. TUBES

DOUBLE SHOOT



2604  
3 ½"



2607  
4 ½"



2609  
5 ½"



2614  
6 ½"



2619  
7 ½"

TRIPLE SHOOT



2644  
3 ½"



2646  
4 ½"



2648  
5 ½"



2649  
6 ½"



2656  
7 ½"

### C. SEALER PLATES



2000  
3 ½"



2017  
4 ½"



2003  
5 ½"



2027  
6 ½"

## TIP AND TUBE OPTIONS FOR PRECISION EDGE™ SERIES

### D. TIP OPTIONS



**4515-1**  
½" Narrow Tip  
6 ⅞" Long  
¾" Vertical  
Separation



**4505-1**  
½" Narrow Tip  
7 ⅞" Long  
Standard Length  
1 ¼" Vertical  
Separation



**4525-1**  
½" Narrow Tip  
7 ⅞" Long  
Standard Length  
1 ¼" Vertical  
Separation  
**Extra Wear**

### NH3 / LIQUID TUBES (OPTIONAL)



**8216-1**  
¼" Liquid/NH3



**8217-1**  
⅜" Liquid/NH3  
No Barb



**8218-1**  
½" Liquid/NH3  
No Barb



## VERTICAL SERIES

"Any opener that holds up in our rocks is doing well. Dutch came recommended because of their longevity and they stand behind their product. My Vertical Series cut into the ground well and has improved my trash flow."

**MATTHEW GILL, EUREKA, SD**



# VERTICAL SERIES

The Vertical Series from Dutch is perfect for farmers looking for a durable vertical opener that provides the flexibility of replaceable tips. The Vertical Series is built to last, with **74% more steel and carbide** than other vertical openers on the market. The **Vertical Series** now has **more carbide and improved soil flow**. It's perfect for rugged landscapes and slopes that put openers to the test.

## Product Highlights

- Lowest cost per acre compared to other vertical openers on the market
- Innovative design reduces plugging and ensures top performance
- Large wing carbides increase wear performance
- 74% more steel and carbide compared to other vertical openers on the market
- Available in a Single and Double Shoot
- Patented replaceable tip designed to reduce wear on the body



PROTECTED IN PART OR IN WHOLE BY THE FOLLOWING PATENTS:  
CA #2653491 | US #7891436 | AUS #AU2011201120



SIDE BAND GRANULAR | TO FIT  
C-SHANK



SIDE BAND LIQUID | TO FIT  
C-SHANK



TO FIT  
CNH PRECISION



TO FIT  
BOURGAULT  
PARALINK



TO FIT  
MORRIS CONTOUR 1



TO FIT  
MORRIS CONTOUR 2 AND  
QUANTUM



TO FIT  
MORRIS EDGE-ON

SIMPLICITY TERRITORY AND  
308 ALLROUNDER

# VERTICAL SERIES

For a complete opener you require: A. Body, B. Tip

## SINGLE SHOOT

### A. BODY STYLES TO FIT

C-SHANK

CNH PRECISION

MORRIS CONTOUR 2 AND QUANTUM  
SIMPLICITY TERRITORY AND 308 ALLROUNDER



**2585**  
1 1/4"  
Granular



**4074**  
1 1/4"  
Granular



**4075**  
1 1/2"  
Granular

### B. TIP OPTION



**2550**  
3/4"

### ROLL PIN INCLUDED WITH

**RP14114**

### BOLT PACKAGE INCLUDED WITH BODY

**2605:** 1/2" x 3 1/4" Grade 8 Carriage Head Bolt (2 - CB12314PLC8), 1/2" Dutch Lock Nut (2 - 111014), 1/2" Hardened Flat Washer (2 - 111015), 1 1/2" to 2 1/2" Stainless Hose Clamp (1 - HC2)

**4011 for 4074 & 4075:** 1/2" x 2 1/4" Grade 8 Hex Head Bolt (2 - HH12214PLC8), 1/2" Dutch Lock Nut (2 - 111014), 1/2" Hardened Flat Washer (2 - 111015), 3/4" to 1 3/4" Stainless Hose Clamp (1 - HC114)

## TO FIT C-SHANK - SIDE BAND LIQUID

### A. BODY STYLES – Hose barb and tubes are stainless steel



1/4" - **2529**  
3/8" - **2518**  
1/2" - **2524**  
Liquid Barb  
Right



1/4" - **2531**  
3/8" - **2517**  
1/2" - **2523**  
Liquid Barb  
Left

### B. TIP OPTIONS



**2565**  
1 1/2"  
Right



**2555**  
1 1/2"  
Left

### ROLL PIN INCLUDED WITH TIP

**RP14114**

### BOLT PACKAGE INCLUDED WITH BODY

**2605:** 1/2" x 3 1/4" Grade 8 Carriage Head Bolt (2 - CB12314PLC8), 1/2" Dutch Lock Nut (2 - 111014), 1/2" Hardened Flat Washer (2 - 111015), 1 1/2" to 2 1/2" Stainless Hose Clamp (1 - HC2)

# VERTICAL SERIES

74% MORE  
STEEL &  
CARBIDE

## TO FIT C-SHANK - SIDE BAND GRANULAR

### A. BODY STYLES



**2679**  
Right



**2684**  
Left

**ROLL PIN**  
INCLUDED WITH TIP

**RP14114**

**BOLT PACKAGE**  
INCLUDED WITH BODY

**2634:** ½" x 3 ¼" Grade 8 Carriage Head Bolt (2 - CB12314PLC8), ½" Dutch Lock Nut (2 - 111014), ½" Hardened Flat Washer (2 - 111015), ¾" to 1 ¼" Stainless Hose Clamp (2 - HC114)

### B. TIP OPTIONS – All separations are maximum measurements



**2674-1**  
Right  
1 ¾" Side Band



**2677-1**  
Left  
1 ¾" Side Band



**3674**  
Right  
1 ¾" Side Band  
½" Vertical Separation



**3677**  
Left  
1 ¾" Side Band  
½" Vertical Separation



**CHRIS LUPUL,**  
NORTHERN ALBERTA & BRITISH  
COLUMBIA TERRITORY MANAGER

# VERTICAL SERIES

For a complete opener you require: A. Body, B. Tip

## TO FIT CNH PRECISION

### A. BODY STYLES



**4079-2**  
Right  
1 1/4"  
Granular



**4084-2**  
Left  
1 1/4"  
Granular

### ROLL PIN

INCLUDED WITH TIP

RP14114

### BOLT PACKAGE

INCLUDED WITH BODY

**4017:** 1/2" x 2 1/4" Grade 8 Hex Head Bolt (2 - HH12214PLC8), 1/2" Dutch Lock Nut (2 - 111014), 1/2" Hardened Flat Washer (2 - 111015), 3/4" to 1 3/4" Stainless Hose Clamp (2 - HC114)

## TO FIT BOURGAULT PARALINK

### A. BODY STYLES



**4329**  
Right  
Accepts up to  
1 1/4" hose



**4333**  
Left  
Accepts up to  
1 1/4" hose

### ROLL PIN

INCLUDED WITH TIP

RP14114

### BOLT PACKAGE

INCLUDED WITH BODY

**4380:** 3/8" X 2" Grade 8 Carriage Bolt (2 - CB382PLC8), 3/8" Lock Washer (2 - LW38PL), 3/8" Cleave Nut (2 - CN38PL), 3/4" to 1 3/4" Stainless Hose Clamp (2 - HC114)

## TO FIT MORRIS CONTOUR AND QUANTUM

### A. BODY STYLES



MORRIS  
CONTOUR 1  
Right - **4179**  
Left - **4184**  
Side Band



MORRIS  
CONTOUR 1  
**4036**  
Paired Row



MORRIS  
CONTOUR 2 &  
QUANTUM  
Right - **4180**  
Left - **4185**  
Side Band  
Note: Accepts up  
to 1 1/4" hose



MORRIS  
CONTOUR 2 &  
QUANTUM  
Right - **4180-2**  
Left - **4185-2**  
Side Band  
Note: Accepts up  
to 1 7/16" hose

**ROLL PIN**  
INCLUDED WITH TIP

RP14114

**BOLT PACKAGE**  
INCLUDED WITH BODY

**4109:** 1/2" x 2 Grade 8 Hex Head Bolt (2 - HH122PLC8), 1/2" Dutch Lock Nut (2 - 111014), 1/2" Hardened Flat Washer (3 - 111015), 3/4" to 1 3/4" Stainless Hose Clamp (2 - HC114)

# VERTICAL SERIES

PATENTED  
TIP DESIGN

## TIP AND TUBE OPTIONS FOR VERTICAL SERIES

**B. TIP OPTIONS** – All separations are maximum measurements



**2674-1**  
Right  
1 3/4" Side Band



**2677-1**  
Left  
1 3/4" Side Band



**2697**  
1 3/4" Paired  
Row Tip



**3674**  
Right  
1 3/4" Side Band  
1/2" Vertical Separation



**3677**  
Left  
1 3/4" Side Band  
1/2" Vertical Separation

## LIQUID TUBES (OPTIONAL)

BOURGAULT PARALINK  
MORRIS CONTOUR 2 & QUANTUM Side Band  
MORRIS EDGE-ON



**4355**  
1/4"

CNH PRECISION  
MORRIS CONTOUR 1 Side Band & Paired Row



**4055**  
1/4"

LIQUID  
STARTER  
FERTILIZER  
TUBES  
AVAILABLE  
UPON  
REQUEST

TOM WIBLE,  
UNITED STATES  
TERRITORY MANAGER



# VERTICAL SERIES

For a complete opener you require: A. Body, B. Tip

## TO FIT MORRIS EDGE-ON

### A. BODY STYLES



**4359**  
Right



**4364**  
Left

### ROLL PIN INCLUDED WITH TIP

**RP14114**

### BOLT PACKAGE INCLUDED WITH BODY

**4380:**  $\frac{3}{8}$ " X 2" Grade 8 Carriage Bolt (2 - CB382PLC8),  $\frac{3}{8}$ " Lock Washer (2 - LW38PL),  $\frac{3}{8}$ " Cleave Nut (2 - CN38PL),  $\frac{3}{4}$ " to 1  $\frac{1}{4}$ " Stainless Hose Clamp (2 - HC114)





# VERTICAL SERIES

LOWEST  
COST PER  
ACRE

## TIP AND TUBE OPTIONS FOR VERTICAL SERIES

**B. TIP OPTIONS** – All separations are maximum measurements



**2674-1**  
Right  
1 3/4" Side Band



**2677-1**  
Left  
1 3/4" Side Band



**3674**  
Right  
1 3/4" Side Band  
1/2" Vertical Separation



**3677**  
Left  
1 3/4" Side Band  
1/2" Vertical Separation

## LIQUID TUBES (OPTIONAL)

BOURGAULT PARALINK  
MORRIS CONTOUR 2 & QUANTUM Side Band  
MORRIS EDGE-ON



**4355**  
1/4"

ALPINE TUBES  
AVAILABLE UPON  
REQUEST

**ANDREW SANDERSON,**  
SOUTHERN SASKATCHEWAN  
& SOUTHERN MANITOBA  
TERRITORY MANAGER





**VÄDERSTAD  
(SEED HAWK)  
SERIES**

“My factory openers were causing plugging and hair pinning. I knew changing openers halfway through the season was a risk, but it paid off. My Dutch Openers worked flawlessly, clearing trash in even extreme wet conditions.”

**GEORGE DUTTON - PAYNTON, SK**

# OPENERS TO FIT

# VÄDERSTAD (SEED HAWK)

Our farmers asked and we answered with a series of openers designed specifically for Väderstad (Seed Hawk) drills. You will be amazed at the improvements that these carbided openers will make on your drill. Durably designed to handle many different types of soil, the Väderstad (Seed Hawk) Series openers maintain the width of the tip for the life of the product. This feature will save you time spent under the drill while ensuring accurate seed placement.

## OEM OFFSET DESIGN

TRASH VULNERABLE



## DUTCH OPENERS INLINE DESIGN

TRASH RESISTANT

THE ORIGINAL INLINE SEEDING SYSTEM FOR SH

SEED SHANK INLINE SIDE BAND

FERTILIZER SHANK ONE PIECE



## Product Highlights

- **Inline system clears trash and eliminates the clumping and dumping compared to OEM**
- **New field testing shows 37% longer life than OEM**
- Three carbides for high-wearing tip, which keeps its shape at the back to ensure seed and fertilizer get to the bottom of the trench
- Abrasion-resistant body
- Patented, replaceable, easy-to-change tip
- Stainless liquid tube available
- Many tube options are available
- Roll pin included with all tips



NH3



GRANULAR



LIQUID

CA PATENT PENDING | US PATENT PENDING

# HEAVY DUTY (HD) OPENERS TO FIT SEED HAWK

HEAVY  
DUTY  
EVERYTHING


The Seed Hawk HD Series was engineered with durability and versatility for producers who are looking for an opener that will stand the test of time. The Seed Hawk HD opener uses a unique tang style tip that stays tightly and securely attached in the rockiest field conditions. Bolt on replaceable tubes offer the producer multiple options and the ability to quickly change with any changes in your farming practices.

## Product Highlights

- Optimized attack angle on the leading edge of our seed and fertilizer opener to promote positive trash flow up the shank
- 1/2" replaceable tip with carbide front and back to promote extended life
- New tang style tip connection offers increased durability
- 5 replaceable tube options available to suit your operation
- Liquid starter fertilizer tube ready with liquid placed before the seed
- All hardware included with opener purchase



GRANULAR  
FERTILIZER  
OPENER



SEED WITH  
LIQUID  
STARTER  
FERTILIZER  
OPENER



NH3



GRANULAR



LIQUID



# HEAVY DUTY OPENERS TO FIT SEED HAWK

For a complete opener you require: A. or B. Body, C. Tip

## A. FERTILIZER BODY



**5520**  
Seed Hawk HD  
Fertilizer Body

## A. SEED BODY



**5510**  
Seed Hawk HD  
Seed Body

## C. REPLACEABLE TIPS



**5500**  
1/2" Narrow Tip



**5599**  
1/2" Narrow Tip  
High Wear

## B. TUBE OPTIONS



**5522**  
1 1/4" Granular  
Tube



**5523**  
1 1/4" Bean  
Tube



**5525**  
1 1/4" Granular  
Tube with Mud  
Guard



**5530**  
1 1/4" Granular  
& NH3/Liquid  
Tube



**5550**  
NH3/Liquid  
Tube

## LIQUID/NH3 INSERTS



**4235**  
To Fit 1/2" Liquid  
Hose



**4365**  
To Fit 1/4" OD Hose  
(Can fit multiple hose  
sizes).

"Our Seed Hawk drill and fertilizer openers pulled out a lot of stones, so we wanted a different style of opener that would not pull stones or break. We tested two types of Dutch fertilizer knives. Dutch Territory Manager, Connor Bohachewski came with a Dutch engineer and installed them on our drill. That was very impressive as we've never had any other company do that. Dutch offers excellent products and their staff is great to work with. The company is always innovating to meet the needs of the producer. We want to thank Dutch for choosing us to test their products on our drill, and designing an opener that worked in our rocky field conditions."

**LLOYD KOHLE, WAKAW, SK**

## BOLT PACKAGE INCLUDED WITH BODY

**4402 – for 5520:** 7/16" x 1 3/4" Grade 8 Carriage Head Bolt (2 - CB716134PLC8), 7/16" Cleave Nut (2 - CN716PL & 2 - FW716PL Flat Washer), 3/4" to 1 3/4" #20 Stainless Hose Clamp (1 - HC114)

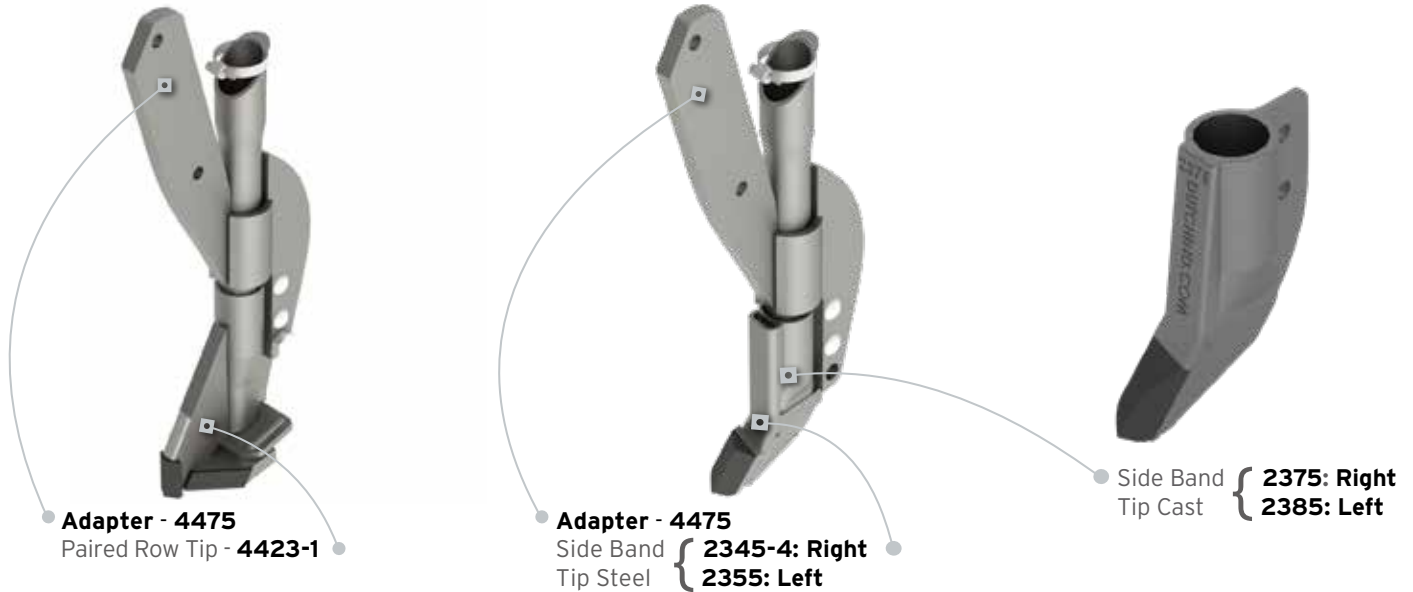
**4403 – for 5510:** 3/8" x 1 1/2" Grade 8 Seed Hawk Bolt (2 - HH38112PLC8SH), 3/8" Cleave Nut (2 - CN38PL), 3/4" to 1 3/4" #20 Stainless Hose Clamp (1 - HC114)

**5518 – for 5500 & 5599:** 3/8" Cleave Lock Nut (1 - CN38PL), 3/8" Grade 5 Nylon Lock Nut (2 - LN38C), 3/8" x 1" Grade 5 Hex Head Bolt (1 - HH381PLC5), 3/8" x 1 1/2" Grade 5 Hex Head Bolt (2 - HH38112PLC5)

**8016 – for 5522, 5523, 5525, 5530, & 5550:** 3/8" x 1 1/2" Grade 8 Hex Head Bolt (2 - HH38112PLC8), 3/8" Nylon Lock Nut (2 - LN38C), 3/4" to 1 3/4" #20 Stainless Hose Clamp (1 - HC114)

# INLINE SEEDING SYSTEM FOR VÄDERSTAD (SEED HAWK)

## INLINE SEEDING SYSTEM



4475 ADAPTER IS REQUIRED WITH INITIAL SET UP

### SEED HAWK ONE PIECE PAIRED ROW OPENER



**ROLL PIN**  
INCLUDED WITH TIP

4480 - RP5161

**BOLT PACKAGE**  
INCLUDED WITH BODY

**4403 - for 4457:** 3/8" x 1 1/2" Grade 8 Seed Hawk Bolt (2 - HH38112PLC8SH), 3/8" Cleave Nut (2 - CN38PL), 3/4" to 1 3/4" #20 Stainless Hose Clamp (1 - HC114)

**4432 - for 4470 & 4490:** 7/8" x 1 3/4" Grade 8 Carriage Head Bolt (2-CB716134PLC8), 7/8" Flange Nut (2 - FN716PL)

**4429 - for 4423-1:** 5/8" x 1 1/4" Grade 8 Carriage Head Bolt (2 - CB516114PLC8), 5/8" Dutch Lock Nut (2 - 111027), 1/2" x 1 1/4" Hex Head Bolt (1 - HH12114PLC5), 1/2" Cleave Lock Nut (1 - CN12PL)

**2332 - for 2345-4 & 2375:** 5/8" x 1 1/4" Grade 8 Carriage Head Bolt (2 - CB516114PLC8), 5/8" Dutch Lock Nut (2 - 111027), 5/8" Flat Washer (2 - FW516PL)

# TO REPLACE VÄDERSTAD (SEED HAWK) OPENER

## ONE PIECE FERTILIZER OPENER



**4470**  
1 1/4"  
Granular  
OEM 310695



**4490**  
1 1/4"  
Liquid  
& Granular  
OEM 315005



**4444**  
Rubber  
Tube with  
Dovetail  
Connection



**4443**  
Stainless  
Clamp  
Granular



**4448**  
Stainless  
Clamp  
Granular/Liquid

## TO FIT OEM 3 PIECE OPENER REPLACEABLE TIP



**4480**  
OEM  
Replacement Tip  
OEM 321026



"The trash clearance was phenomenal with my Dutch Inline Seed Shanks to fit Seed Hawk. I never had to lift my shanks up once during seeding, which was a complete day and night difference from my OEM openers. The seed placement was exactly where I set it to be even in tough seeding conditions."

**ROB KAAKE, HAZLET, SK**

# ORIGINAL OPENERS TO FIT SEED HAWK

For a complete opener you require: A. or B. Body, C. Tip - optional

## TO FIT VÄDERSTAD (SEED HAWK) SHANKS

### A. FERTILIZER OPENERS



**4420**  
1 1/4" Granular



**4425**  
1 1/4" Granular  
Gumbo



**4450**  
1/2" Liquid



**4440**  
1 1/4" Granular  
1/2" Liquid



**4465**  
1 1/4" Granular  
1/2" Liquid  
Gumbo



**4430**  
1 1/4" Granular  
& NH3

**NEW FIELD TESTING SHOWS 37% LONGER LIFE THAN OEM**

### B. SEED OPENERS



**4410**  
To Fit Drills  
2008 & Newer



**4415**  
To Fit Drills  
2008 & Newer  
Gumbo



**4460**  
To Fit Drills  
2007 & Older



**4463**  
Right Handed  
SeedHawk  
4460



**4445**  
To Fit Drills  
2007 & Older  
with Alpine



**4455**  
To Fit Drills  
2008 & Newer  
with Alpine

"We have run the Dutch Inline seed knives for 2 seasons with no plugging and no trash buildup between the shanks, and the flow of trash and soil is excellent. Seed placement is perfect and with around 15,000 acres on the tips, we see no reason to change them as they wear very well."

**GRAHAM DOUGLASS - BASSANO, AB**

### C. TIP OPTIONS



**4400**  
1/2" Narrow Tip  
7 3/8" Long  
Standard Length



**8000**  
1/2" Narrow Tip  
7 3/8" Long  
Standard Length  
High Wear

### NH3 TUBE (OPTIONAL)



**4235**  
1/2" Tube



**4365**  
To Fit 1/4" OD Tube  
(Can fit multiple hose sizes).

### LIQUID STARTER FERTILIZER TUBES (OPTIONAL)



**2358-1**  
To Fit 1/4" OD  
Inline  
Side Band



**2370**  
To Fit 1/4" ID  
Inline  
Side Band

**ROLL PIN**  
INCLUDED WITH TIP

**RP141**

**BOLT PACKAGE**  
INCLUDED WITH BODY

**4402 - for 4420, 4425, 4430, 4440, 4450 & 4465:** 7/16" x 1 3/4" Grade 8 Carriage Head Bolt (2 - CB716134PLC8), 7/16" Cleave Nut (2 - CN716PL & 2 - FW716PL Flat Washer), 3/4" to 1 3/4" #20 Stainless Hose Clamp (1 - HC114)

**4428 - for 4445, 4460 & 4463:** 3/8" x 2" Grade 8 Hex Head Bolt (2-HH382PLC8), 3/8" Cleave Nut (2 - CN38PL), 3/4" to 1 3/4" Stainless Hose Clamp (1 - HC114)

**4403 - for 4410, 4415, 4455, & 4475:** 3/8" x 1 1/2" Grade 8 Hex Head Bolt (2 - HH38112PLC8SH), 3/8" Cleave Nut (2-CN38PL), 3/4" to 1 3/4" Stainless Hose Clamp (1 - HC114)

**4428 - for 4463:** 3/8" x 2" Grade 8 Hex Head Bolt (2 - HH382PLC8), 3/8" Cleave Nut (2 - CN38PL), 3/4" to 1 3/4" #20 Stainless Hose Clamp (1 - HC114)







OPENERS TO FIT  
SEEDMASTER /  
JOHN DEERE P600

"My experience with Dutch is more like a partnership - we get a superior product along with people who genuinely care about what I'm doing on my farm."

**KEITH STRUTYNSKI, STORNOWAY, SK**



# OPENERS TO FIT SEEDMASTER / JD P600

At Dutch, we work with you to find solutions that meet your specific seeding needs, which is why we designed top-of-the-line quality openers to fit SeedMaster shanks. The slim, abrasion-resistant body design of Dutch openers to fit the SeedMaster/JD P600 yields less soil throw to help you conserve moisture. Save time and money with easy-to-change tips to reduce your replacement costs and time spent under the drill.

## Product Highlights

- Patented, replaceable, easy-to-change tip
- Three carbides for high wearing tip, which keeps its shape at the back, to ensure seed and fertilizer gets to the bottom of the trench
- Abrasion-resistant body
- Stainless liquid tube available
- Longer tips available
- Multiple tube options available



NH3



GRANULAR



LIQUID

CA PATENT PENDING | US PATENT PENDING | AUS PATENT PENDING



TO FIT  
SEED SHANK



TO FIT  
FERTILIZER SHANK

## INLINE SEEDING SYSTEM



TO FIT  
INLINE PAIRED ROW  
SEED SHANK



TO FIT  
INLINE SIDE BAND  
SEED SHANK

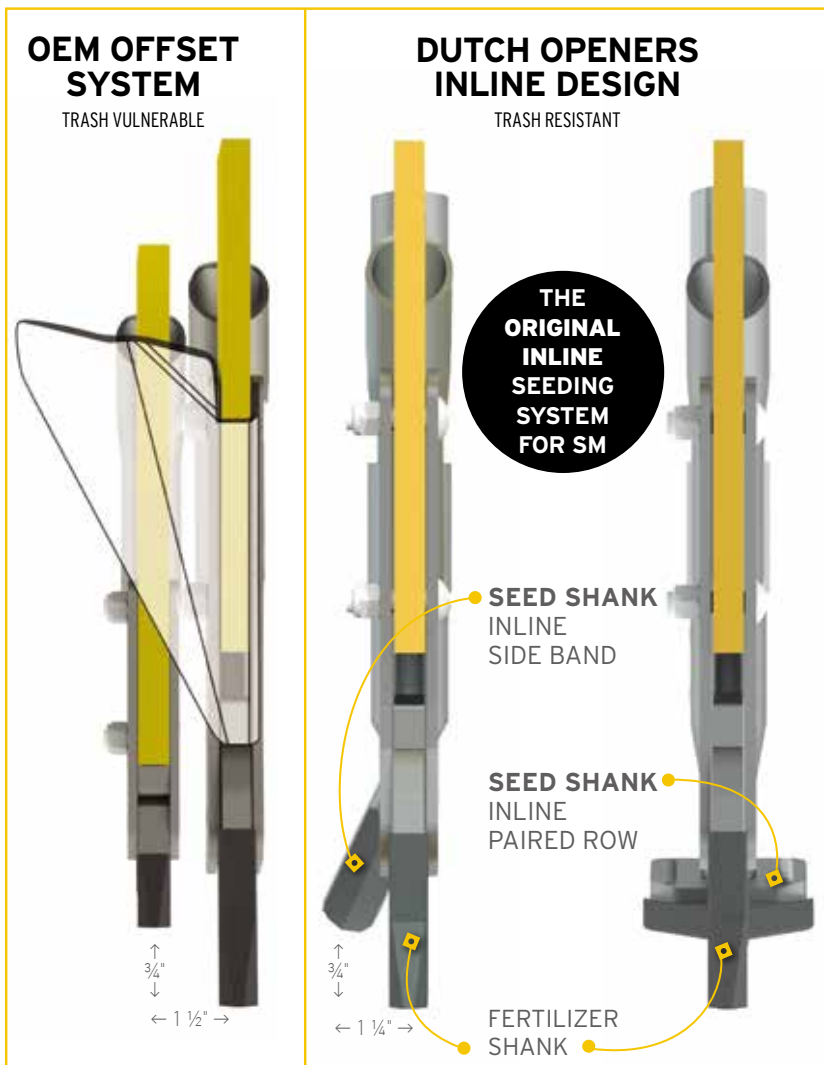
# INLINE SEEDING SYSTEM

How it works: our Inline Seeding System uses a new adapter that replaces the conventional seed shank aligning the seed and fertilizer shanks. By doing this, producers now have the option of using a Side Band or a Paired Row tip, simply by removing two bolts and changing the tips.

"A dual shank machine poses many challenges when it comes to designing openers. What we came to realize is that our Inline Seeding System is a great solution for trash flow issues, seeding adaptability (Paired Row and Side Band), wear, and is very user friendly. The drill was not built in a manner that would accept a quick change Inline Seeding System so, in order to build the best performing ground engaging system we had to rebuild the row-unit. "

- DUTCH ENGINEER

PAIRED ROW FOR SEEDMASTER IS HERE!




## Product Highlights

- Inline system clears trash and eliminates the clumping and dumping compared to OEM
- Producers now have options between inline Side Band and Paired Row with a simple change over system
- Liquid starter fertilizer tubes available
- 3" wide paired row allows for better seed bed utilization
- Contact your Dutch Territory Manager to accommodate Ultra Pro seeding systems

# INLINE SEEDING SYSTEM FOR SEEDMASTER / JD P600

## SEED OPENERS – Paired Row & Side Band



# OPENERS TO FIT SEEDMASTER / JD P600

For a complete opener you require: A. or B. Body, C. Tip

## TO FIT SEEDMASTER / JD P600

### A. FERTILIZER OPENERS



**4265**  
1 1/4" Granular  
& 1/4" NH3



**4220-1**  
1 1/4" Granular



**4225-1**  
1 1/4" Granular  
Gumbo



**4240-1**  
1 1/4" Granular  
1/4" Liquid



**4230**  
1 1/4" Granular  
& NH3



**4250**  
1/4" Liquid

### B. TIP OPTIONS: FERTILIZER



**4200**  
4 7/8" Long:  
Standard  
Length



**4270**  
Forward Swept  
4 7/8" Long:  
Standard  
Length



**4290**  
5 1/2" Long



**4292**  
6" Long

### NH3 TUBE (OPTIONAL)



**4235**  
To Fit 1/2"  
NH3 Tube



**4365**  
To Fit 1/4" OD  
High Pressure  
Tube (Can fit mul-  
tiple tube sizes).

### ROLL PIN INCLUDED WITH TIP

### BOLT PACKAGE INCLUDED WITH BODY

### RP141

**4203 – for 4210, 4220, 4225, 4230, 4240, 4250, 4265 & 4260:** 3/8" x 1 3/4" Grade 8 Carriage Head Bolt (2 - CB-38134PLC8), 3/8" Lock Washer (2 - LW38PL), 3/8" Cleave Nut (2 - CN38PL), 3/4" to 1 3/4" Stainless Hose Clamp (1 - HC114)  
**2332 – for 2345-4, 2375 & 4423-1ww:** 5/8" x 1 1/4" Grade 8 Carriage Head Bolt (2 - CB516114PLC8), 5/8" Dutch Lock Nut (2 - 111027), 5/8" Flat Washer (2 - FW516PL)

**4285 – for 4282:** 3/4" x 2 3/4" Grade 8 Hex Head Bolt (1 - HH34234PLC8), 3/4" x 4 1/2" Grade 8 Hex Head Bolt (1 - HH34412PLC8), 3/4" Grade 8 Flat Washer (4 - FW34G8), 3/4" Grade 8 Nylon Lock Nut (2 - LN34PLC8), 3/4" to 1 3/4" #20 Stainless Hose Clamp (1 - HC114), SM Inline Offset Bushing (1 - 4236-1)

**4284 – for 4283:** 3/4" x 5 1/2" Grade 8 Hex Head Bolt (1 - HH34512PLC8), 3/4" x 7" Grade 8 Hex Head Bolt (1 - HH-347PLC8), 3/4" Grade 8 Flat Washer (4 - FW34G8), 3/4" Grade 8 Nylon Lock Nut (2 - LN34PLC8), 3/4" to 1 3/4" #20 Stainless Hose Clamp (1 - HC114), SM Inline Offset Bushing (1 - 4236-1), SM Inline Spacer (2 - 4281)

# OPENERS TO FIT SEEDMASTER / JD P600

For a complete opener you require: A. or B. Body, C. Tip

## TO FIT SEEDMASTER / JD P600

### A. SEED OPENERS



**4210**  
1 ¼"



**4260**  
1 ¼"  
Liquid

### B. TIP OPTIONS : SEED



**4205**  
2 15/16" Long:  
Standard  
Length



**4295**  
4" Long

### LIQUID STARTER FERTILIZER TUBES



**2358-1**  
To Fit ¼" OD  
Inline  
Side Band



**2370**  
To Fit ¼" ID  
Inline  
Side Band





**OPENERS TO FIT  
JOHN DEERE  
CONSERVA PAK**

“We continue to have even crop emergence and consistently strong yields with Dutch Openers on our John Deere drills. Building a quality product that lasts and standing behind their warranty is why we prefer Dutch to the competitors.”

**MARK STAHL, HUGHENDEN, AB**



SIDE BAND  
& PAIRED ROW  
AVAILABLE

# OPENERS TO FIT JOHN DEERE (JD) CONSERVA PAK

Dutch Openers for John Deere and Conserva Pak are a superior combination of high performance tools with the quality that you trust to give you outstanding results. These openers are designed with a larger carbide and tungsten hard surfacing on the body delivering extra durability to work hard for you in the field and save you money in replacement costs. The **2325** is designed with **50% more steel, 50% more tungsten carbide and is 50% thicker and 50% stronger** than ever before to provide you with ultimate durability and increased performance. Experience improved accuracy in your seed and fertilizer placement with this winning duo this season.

## Product Highlights

- More carbide than OEM
- Hard surfaced sides on tips for extended wear
- Stainless steel liquid tube available for NH<sub>3</sub> fertilizer
- Multiple seed tip options, including Side Band and Paired Row
- 12 fertilizer tip options
- Liquid starter fertilizer tubes available
- Carbided Mud Scraper available

PRICE  
AND  
PERFORMANCE  
ADVANTAGE  
OVER  
OEM



NH<sub>3</sub>



GRANULAR



LIQUID

CA PATENT PENDING | US PATENT PENDING | AUS PATENT PENDING



TO FIT  
FERTILIZER SHANK



TO FIT  
SEED SHANK  
PAIRED ROW



TO FIT  
SEED SHANK  
SIDE BAND

# OPENERS TO FIT JOHN DEERE 1870

For a complete opener you require: A. Fertilizer Opener / B. Body / C, Mud Scraper

**2345-4  
OVER 3X THE  
AMOUNT OF  
CARBIDE  
AS OEM**

## TO FIT JOHN DEERE / CONSERVA PAK SHANKS


### A. FERTILIZER OPENERS



### B. SEED OPENERS



### C. MUD SCRAPER



**ROLL PIN**  
INCLUDED WITH TIP

**RP381**

**BOLT PACKAGE**  
INCLUDED WITH BODY

**2332** - for **2345-4, 2375, 2325, 2345-1, & 2375**: 5/16" x 1 1/4" Grade 8 Carriage Head Bolt (2 - CB516114PLC8), 5/16" Dutch Lock Nut (2 - 111027), 5/16" Flat Washer (2 - FW516PL)

**2330, 2341, 2350, 2335, 7808** includes 3/4" to 1 3/4" Stainless Hose Clamp (1 - HC114)



TERENCE PEATMAN,  
SOUTHERN ALBERTA  
TERRITORY MANAGER

"I was looking for the best seed placement on my 1870 John Deere Drill and I found it with Dutch's JD Conserva Pak Series. The openers are built tough and designed to last with excellent seed placement, and for me that's the main thing I look for in an opener."

**MIKE WEDMAN, LEDUC COUNTY, AB**



# THE DUTCH CLASSICS

## SPUR™ SERIES

The SPUR™ Series was designed in conjunction with agronomist Neil Clark, and the field results are what farmers have been raving about for years. The SPUR™ is a double shoot opener that performs like a narrow, single shoot opener. Our unique SPUR™ design places the fertilizer near your seed, but in a different zone, making it excellent for seed germination. This design also allows the SPUR™ to perform consistently in a variety of soil types, while decreasing the amount of soil disturbance. It's the recommended double shoot choice for farmers dedicated to liquid fertilizer applications.

## SUPER EAGLE SERIES

The Super Eagle Series Opener has earned Dutch a reputation for top-notch quality. The Super Eagle is designed to cut through the vast majority of soils, from sand to mud and even rocky patches, to ensure accurate seed and fertilizer placement. The C-Shank bodies are made from steel and the tips are reinforced with durable carbides for extra wear-protection.

## TWISTED SHANK SERIES

Dutch has grown from Pieter Cruson's old blacksmith shop, using hammer and anvil, to today's high technology world, using lasers to cut steel, ensuring accuracy for all our products. The Dutch Twisted Shank Series offers a lower upfront cost compared to any other series from Dutch, perfect where low disturbance is preferred.

## FERTILIZER OPENER SERIES

Producers know the best method for ensuring a full yield: prepare your fields for seeding. You also know when you need to fertilize: spring, fall or both. That is where we come in. Dutch has an array of performance fertilizing products that you can depend on. Dutch Fertilizer Openers are designed to handle any type of fertilizer you want to apply. Our products vary from as narrow as ½" to 1" wide, while some can go as deep as 7" in the ground. All products are available with carbide-reinforced tips for maximum wear, life and durability.

# SPUR™ SERIES

For a complete opener you require: A. Body, B. Tip

PERFECT  
LIQUID  
FERTILIZER  
PLACEMENT

## TO FIT C-SHANK

### A. BODY STYLES



**19220-1**  
1 ¼" Seed  
¾" Liquid  
No Barb



**7509-1**  
1 ¼" Seed  
¼" Liquid

**ROLL PIN**  
INCLUDED WITH BODY

**RP14114**

**BOLT PACKAGE**  
INCLUDED WITH BODY

**2686:** ½" x 2 ¾" Grade 8 Hex Head Bolt (2 - HH12234PLC8), ½" Dutch Lock Nut (2 - 111014), ½" Hardened Flat Washer (2 - 111015), ¾" to 1 ¾" Stainless Hose Clamp (1 - HC114)

## TO FIT BOURGALT PARALINK SE/QDA

### A. BODY STYLE



**4330**  
1 ¼" Seed  
¼" Liquid

**ROLL PIN**  
INCLUDED WITH BODY

**RP14114**

**BOLT PACKAGE**  
INCLUDED WITH BODY

**4312:** ⅝" x 2" Grade 8 Hex Head Bolt (2 - HH382PLC8), ⅝" Lock Washer (2 - LW38PL), ⅝" Cleave Nut (2 - CN38PL), ¾" to 1 ¾" Stainless Hose Clamp (1 - HC114)

### B. TIP OPTION



**1939**  
1"  
Horizontal  
Separation



GRANULAR



LIQUID

CA PATENT PENDING | US PATENT PENDING | PROTECTED IN PART,  
OR IN WHOLE BY THE FOLLOWING PATENTS: CA# 2,135,117

# SUPER EAGLE SERIES

For a complete opener you require: A. Body, B. Tip



## TO FIT C-SHANK

### A. BODY STYLES

SINGLE SHOOT



**1610-1**  
3/8"  
Liquid  
Stainless: 16100



**1688-1**  
3/8"  
NH3  
No Freeze



**1620-1**  
1/2"  
Liquid  
Stainless: 16200  
for Max Quip



**1698-1**  
1/2"  
NH3  
No Freeze



**7544**  
1/2" Highwear  
NH3  
No Freeze



**1640-1**  
1 1/4"  
Granular  
or Seed



**1650-1**  
1 1/4"  
For Gumbo



**2245-1**  
1 1/4"  
Granular  
or NH3

**ROLL PIN**  
INCLUDED WITH TIP

**RP14114**

**BOLT PACKAGE**  
INCLUDED WITH BODY

**2685-** for 1610, 1688, 1620, 1698, 7544: 1/2" x 2 3/4" Grade 8 Hex Head Bolt (2 - HH12234PLC8), 1/2" Dutch Lock Nut (2 - 111014), 1/2" Hardened Flat Washer (2 - 111015)

**2686-** for 1640, 1650: 1/2" x 2 3/4" Grade 8 Hex Head Bolt (2 - HH12234PLC8), 1/2" Dutch Lock Nut (2 - 111014), 1/2" Hardened Flat Washer (2 - 111015), 3/4" to 1 3/4" Stainless Hose Clamp (1 - HC114)

## TO FIT CNH 84° EDGE-ON

### A. BODY STYLES



**1741**  
1 1/4"  
Seed or  
Granular

**ROLL PIN**  
INCLUDED WITH TIP

**RP14114**

**BOLT PACKAGE**  
INCLUDED WITH BODY

**2666 -** for 1741: 1/2" x 2 1/4" Grade 8 Hex Head Bolt (2 - HH12214PLC8), 1/2" Dutch Lock Nut (2 - 111014), 1/2" Hardened Flat Washer (2 - 111015), 3/4" to 1 3/4" Stainless Hose Clamp (1 - HC114)

## TO FIT HORSCH EDGE-ON

### A. BODY STYLES



**7536**  
1 1/2"  
Seed or  
Granular

**ROLL PIN**  
INCLUDED WITH TIP

**RP14114**

**BOLT PACKAGE**  
INCLUDED WITH BODY

**2693:** 5/8" x 2 1/2" Grade 8 Hex Head Bolt (2 - HH58212PLC8), 5/8" Lock Washer (2 - LW58PL), 5/8" Hex Nut (2 - HN58PLC5), 3/4" to 1 3/4" Stainless Hose Clamp (2 - HC114)

## TIP OPTIONS FOR SUPER EAGLE SERIES

### B. TIP OPTIONS

CARBIDED TIPS



**1525**  
3/4"



**2540**  
3/4"  
For Gumbo



**1712**  
2"  
Carbided Tip  
Only



**1502**  
2"  
Carbided  
Wings



**1528**  
3 1/2"  
Carbided Tip  
Only



**1714**  
3 1/2"  
Carbided  
Wings

CHROME TIPS



**HD15**  
3/4"  
No Carbide

NH3    
 GRANULAR    
 LIQUID

CA PATENT PENDING | US PATENT PENDING | PROTECTED IN PART, OR IN WHOLE BY THE FOLLOWING PATENTS: CA# 2,135,117

# TWISTED SHANK SERIES

For a complete opener you require: A. Body

SUPERIOR  
PERFORMANCE  
GREAT VALUE

## C-SHANK – SINGLE SHOOT (HEAVY DUTY TWIST)

### A. BODY STYLES

CARBIDED MODELS



### BOLT PACKAGE INCLUDED WITH BODY

**2685 – for 17650, 1908, 1766, 1765, 1766:** 1/2" x 2 3/4" Grade 8 Hex Head Bolt (2 - HH12234PLC8), 1/2" Dutch Lock Nut (2 - 111014), 1/2" Hardened Flat Washer (2 - 111015)

**2686 – for 1763, 1909:** 1/2" x 2 3/4" Grade 8 Hex Head Bolt (2 - HH12234PLC8), 1/2" Dutch Lock Nut (2 - 111014), 1/2" Hardened Flat Washer (2 - 111015), 3/4" to 1 3/4" Stainless Hose Clamp (1 - HC114)

## TIP FOR TWISTED SHANK SERIES

### WELD-ON REPLACEMENT TIP (OPTIONAL)





# FERTILIZER OPENER SERIES

For a complete opener you require: A. Body

## TO FIT **EDGE-ON APPLICATORS**

### A. BODY STYLES



**1639**  
3/8"  
NH3  
or Liquid



**1630**  
1/2"  
NH3  
or Liquid



**1716**  
1/2"  
NH3 or Liquid  
& Sealer

**BOLT PACKAGE  
INCLUDED WITH BODY**

**2665:** 1/2" x 2 1/4" Grade 8 Hex Head Bolt (2 - HH12214PLC8), 1/2" Dutch Lock Nut (2 - 111014), 1/2" Hardened Flat Washer (2 - 111015)

## TIP FOR EDGE-ON APPLICATOR SHANKS

### WELD-ON REPLACEMENT TIPS



**1785**  
3/4"  
Double  
Carbide



NH3



LIQUID

## TO FIT **C-SHANK**

### A. BODY STYLES



**2312**  
3/8"  
NH3  
& Liquid



**2212**  
1/2"  
NH3  
& Liquid

THE FRONT FACE OF THE OPENER COMES WITH THREE CARBIDES  
THESE ARE ONE-TIME USE OPENERS. **NOTHING IS REPLACEABLE.**  
THE OPENER IS 5/8" WIDE

**FOR MORE FERTILIZER OPENER OPTIONS REFER TO:**

PG. 28 FOR OUR **OUTLAW™** FERTILIZER OPTIONS

PG. 81 FOR OUR **SUPER EAGLE** FERTILIZER OPTIONS

PG. 82 FOR OUR **TWISTED SHANK** FERTILIZER OPTIONS

PG. 9 FOR OUR **BANDIT SERIES** FERTILIZER OPTIONS

**BOLT PACKAGE  
INCLUDED WITH BODY**

**2685:** 1/2" x 2 3/4" Grade 8 Hex Head Bolt (2 - HH12234PLC8), 1/2" Dutch Lock Nut (2 - 111014), 1/2" Hardened Flat Washer (2 - 111015)

PERFORMANCE  
THAT SAVES  
MONEY

# LOW DRAFT REPLACEABLE TIPS

## QUALITY TIPS FOR YOUR DRILL

You bought your openers long ago and because the replaceable tips take the brunt of the wear, your bodies still have lots of life. See the following page for all the tips that are still available for your Low Draft openers.

**Note:** Please refer to our Universal or Universal G2 series when ordering new complete sets of openers.

**CARBIDES  
ON TIPS**  
Tungsten  
Carbide on tip  
for consistent  
seed placement



**2195G**  
3 1/2" Paired Row  
Closed Bottom

**TIP  
REPLACEMENT**  
Roll pin design  
provides quick  
installation  
of all tips

## A. LOW DRAFT BODY STYLE



**2715**  
Paired Row Body

**ROLL PIN: RP14114**

**INCLUDED WITH TIP**

**BOLT PACKAGE**

**INCLUDED WITH BODY**

**2625:** ½" x 2 ½" Grade 8 Plow Bolt (2 - 111029), ½" Dutch Lock Nut (2 - 111014), ½" Hardened Flat Washer (2 - 111015), ⅝" x 1" Hex Head Bolt (2 - HH5161PLC5), ⅝" Dutch Lock Nut (2 - 111027), ¾" to 1 ¾" Stainless Hose Clamp (2 - HC114)

**B. TUBES (OPTIONAL) UNIVERSAL C-SHANK TUBES FIT LOW DRAFT BODIES. SEE PG. 8.**

## C. TIPS TO FIT LOW DRAFT SERIES



**2195**  
3 ½" Paired Row  
⅝" Vertical Separation  
Open Bottom



**2195G**  
3 ½" Paired Row  
⅝" Vertical Separation  
Closed Bottom



**2395**  
5" Paired Row  
⅝" Vertical Separation  
Open Bottom



**2395G**  
5" Paired Row  
⅝" Vertical Separation  
Closed Bottom



Left - **2272**  
Right - **2282**  
1 ¾" Side Band  
⅝" Vertical Separation  
Open Bottom



Left - **2272G**  
Right - **2282G**  
1 ¾" Side Band  
⅝" Vertical Separation  
Closed Bottom

**NOTE: LOW DRAFT TIPS DO NOT FIT ON UNIVERSAL BODIES.**

## DO YOU HAVE UNIVERSAL OR LOW DRAFT SERIES TIPS?

Upswept Side Wing  
Low Draft Series

**2195**  
3 ½" Paired Row  
⅝" Vertical Separation  
Open Bottom



Smooth Side Wing  
Universal Series

**2825**  
3 ½" Paired Row  
⅝" Vertical Separation  
Closed Bottom



# HARDWARE

SHIMS – Used to change the angle of the opener; ensuring it runs at 50°



**6827**  
3° Steel



**6826**  
4° Steel



**FAKNA369**  
7° Cast

## NUTS, BOLTS & WASHERS



**111029**  
½" x 2 ½"  
Plow Bolt Grade 8



**CB12314PLC8**  
½" x ¾" x 2 ¾"  
Carriage Bolt Grade 8



**111014**  
½" Dutch Lock Nut



**111027**  
⅝" Dutch Lock Nut



**111015**  
½" Hardened Flat  
Washer Plated

## SPIRAL ROLL PINS



**RP141**  
¼" x 1" Spiral Roll Pin  
Heavy Duty



**RP14114**  
¼" x 1 ¼" Spiral Roll  
Pin Heavy Duty



**RP5161**  
⅝" x 1" Spiral Roll Pin  
Heavy Duty



**RP381**  
⅜" x 1" Spiral Roll Pin



**RRP381**  
⅜" x 1" Spring Roll Pin

## HOSE CLAMPS



**HC114**  
¾" x 1 ¾"  
Hose Clamp



**HC2**  
1 ½" x 2 ½"  
Hose Clamp

## BOURGAULT TILLAGE TOOLS CONVERTER KIT



**1450**  
Eliminates the  
bolt-nut combo

## TRU-KARE BUSHING



**2338**

## V-CHANNEL



**2233**  
For Precision  
Granular



# RIGID CROP LIFTERS

## RIGID LIFTERS PREFERRED OVER SKID LIFTERS

The PAMI study showed that vine lifters are a very economical investment for harvesting peas and lentils. The crop saved is substantial and will pay back the purchase price quickly.

Further, the study found that the cutting performance of all four knives was greatly enhanced through the use of vine lifters. Vine lifters reduced the number of missed plants of any knife system from 5% to less than 1.5% of crop yield. Vine lifters also reduced the incidence of plugging and permitted faster travel speeds, up to 6 mph (10 km/h), in most pea and lentil fields.

The conclusion was that, rigid lifters were preferred over skid lifters in all cases and they penetrated the soil to lift completely flattened vines. Skid lifters ride over the lowest vines, causing losses. In short and medium height pulse crops, the smaller rigid lifters performed best.

## DUTCH RIGID LIFTERS



**CROP LIFTER INSTALLED**




**CROP LIFTER**  
L1024Y  
Two Spacers Included

### FEATURES & SPECIFICATIONS

- Universal bullet-shaped holder can be cut to accommodate any length of grain or hay guard
- Lifts lodged and hail damaged crops like lentils and peas
- Designed to operate in wet soils
- The narrow profile and rigid design permits the point to operate below the soil and vegetation
- Effectively used with bat or tine reels
- Lifters are normally spaced every 9" - 12"

## CUSTOM BUILT CAB FILTERS

Our custom manufactured cab filters consist of 3 unique components:



**1 STEEL CASING**  
Matching dimensions to factory filter. Installs in minutes with no modifications to the cab.

**2 MICRON FILTER**  
Filters large particles to increase life of filtering medium.

**CARBO-GRAN**  
Formulated to remove chemical fumes and odours.

**3 OR**  
**AMMO-GRAN**  
Formulated to remove NH3 vapour odours.

**Simple, convenient, replaceable media allows you to refresh whenever necessary.**  
Cab must meet factory specifications.

## 5 YEAR SAVINGS OEM vs. DUTCH

|                                |                         |
|--------------------------------|-------------------------|
| <b>OEM PART #</b>              | <b>DUTCH PART #</b>     |
| <b>87267363</b>                | <b>70151</b>            |
| <i>CASE PATRIOT</i>            | <i>CASE PATRIOT</i>     |
| <i>4430 SPRAYER</i>            | <i>4430 SPRAYER</i>     |
| <b>Year 1: \$300.00</b>        | <b>Year 1: \$420.10</b> |
| <b>Year 2: \$300.00</b>        | <b>Year 2: \$70.30</b>  |
| <b>Year 3: \$300.00</b>        | <b>Year 3: \$70.30</b>  |
| <b>Year 4: \$300.00</b>        | <b>Year 4: \$70.30</b>  |
| <b>Year 5: \$300.00</b>        | <b>Year 5: \$70.30</b>  |
| <b>TOTAL 5 YEAR INVESTMENT</b> | <b>\$701.30</b>         |
| <b>\$1,500.00</b>              |                         |

|                                |                         |
|--------------------------------|-------------------------|
| <b>OEM PART #</b>              | <b>DUTCH PART #</b>     |
| <b>87267363</b>                | <b>70151</b>            |
| <i>CASE PATRIOT</i>            | <i>CASE PATRIOT</i>     |
| <i>4430 SPRAYER</i>            | <i>4430 SPRAYER</i>     |
| <b>Year 1: \$300.00</b>        | <b>Year 1: \$420.10</b> |
| <b>Year 2: \$300.00</b>        | <b>Year 2: \$70.30</b>  |
| <b>Year 3: \$300.00</b>        | <b>Year 3: \$70.30</b>  |
| <b>Year 4: \$300.00</b>        | <b>Year 4: \$70.30</b>  |
| <b>Year 5: \$300.00</b>        | <b>Year 5: \$70.30</b>  |
| <b>TOTAL 5 YEAR INVESTMENT</b> | <b>\$701.30</b>         |
| <b>\$1,500.00</b>              |                         |

## REACTIVATE YOUR FILTER INSTEAD OF REPLACING IT

Why replace your filter every year when you can simply reactivate it at a fraction of the cost?

Filters available for every make and model of sprayers and tractors.

If you don't see it on our cab filter list, we can custom build it.

FULL CAB FILTER APPLICATION GUIDE AVAILABLE AT:

[dutchopeners.com/products/cab-filters](http://dutchopeners.com/products/cab-filters)  
OR SCAN QR CODE.

**5 YEAR SAVINGS \$798.70**

Replacement Carbon  
Part #70055


Replacement Ammo-Gran  
Part #70056





**BIGGER.  
TOUGHER.  
SMARTER.  
QUICKER.**

Scan QR Code to Visit  
BioSpreader Website



**7020PTX & 8020PTX DELIVER BIGGER**

**Our manure spreaders are engineered for any size operation.**

**You'll Do Better With Dutch. 1.800.66.DUTCH (38824) | BioSpreader.com**



# DUTCH INDUSTRIES INGENUITY. NORTH AMERICAN QUALITY.

Producers know and trust us to deliver the hardest working and most effective agricultural products in the industry, because we've been listening to what they need, and delivering the right solution since 1952.

After producers explained their challenges handling manure under a variety of extreme weather and field conditions, we designed a manure spreader addressing their biggest concerns: affordability, load capacity, ease of use, maintenance, maneuverability, spread consistency and uniformity. This is the result.



# DUTCH BIOSPREADERS 7020PTX & 8020PTX

**BETTER MANEUVERABILITY**  
Longer, better-balanced hitch provides tighter turning radius in corrals and restricted spaces.

**INCREASED VISIBILITY**  
Front bar spacing allows for end gate visibility while spreading.

**ADJUSTABLE FRONT PTO SUPPORT**  
First of its kind in the industry. This eliminates the need to cut drive shafts to fit different tractors. Simply adjust the distance from the hitch on the adjustable PTO support for your specific tractor and go.

**LOW MAINTENANCE**  
Zinc primer with powder coated finish means easier cleaning.

**MAX CAPACITY**  
Depending on configuration, we can offer between 12-21 ton capacities with our 7020PTX and 8020PTX.

**EASIER LOADING**  
Lower profile makes it swift and easy to load with a skid steer.

**COMPLETE CLEANING**  
Empties loads completely with little to no leftover manure to clean out later.

**SMOOTHER RIDE**  
Rugged tandem walking axle delivers smoother ride, less compaction, and better flotation over rough terrain. Superior structural integrity handles extreme impacts.

**ADJUSTABLE CHAIN SPEED**  
Reversible and speed adjustable hydraulic driven for easier changes to application rate or to slow feed to the beaters. Uses less horsepower.

**GREATER DURABILITY**  
Stronger, thicker beater assembly, tougher paddles, and abrasion-resistant replaceable steel teeth protects flighting.

**CONSISTENT, UNIFORM FIELD FINISH**  
Extra paddles below flighting ensure consistency and improve spread.

**QUALITY TIRES**  
High quality flotation tires as opposed to implement tires used by competition offer less compaction and flats.

**3 YEAR LIMITED WARRANTY**

**PTO REQUIREMENTS**


|                |             |
|----------------|-------------|
| <b>7020PTX</b> | 150 HP/min. |
| <b>8020PTX</b> | 200 HP/min. |

## STEADY AS SHE GOES

We listened to what producers said would improve performance and utility in a manure spreader. Many features are a direct result of their input: lower sides for easier loading, longer hitch for a tighter turning radius and engineered to be towed by a smaller tractor or truck to name a few.

But our biggest advances are tough, thick gauge steel construction, more reinforcement and shock absorption for key areas like beaters and gearboxes. Extra and wider paddles added to the vertical stack to improve consistency and uniform distribution. We also made the beater system easily detachable so you can use the trailer for other applications for your specific operation.

# SIDE EXTENSION OPTION



## PRODUCER TESTIMONIAL

“The reasons we chose to buy two BioSpreaders instead of one larger machine was because of the increased operational flexibility. The BioSpreader gets through the gates of our pens well, much simpler to load, and light weight which creates less damaging soil compaction, and they run quicker in the field.

Having two machines also allows us to be more efficient and productive because we can haul faster with two spreaders and stagger the fills. This allows time for clean up in the pens, feed bunks, fence line, etc.

Also, if there is a breakdown of one machine, everything stops. With having two machines, we have one still hauling. We also realized the fact that purchasing two machines versus one larger was not much different in price. ”

### CURTIS RIEMER

*Owns two BioSpreader 7020PT Spreaders*



## CONTACT DETAILS

### HEAD OFFICE

**Dutch Industries**  
P.O. Box 568 - 500 Portico Drive  
Pilot Butte, SK, Canada S0G 3Z0

TF 1.800.663.8824  
PH 306.781.4820  
Fax 306.781.4877  
sales@dutchopeners.com

dutchind.com  
dutchopeners.com  
dutchopeners.com.au  
dutchopeners.uk  
biospreader.com  
dutchmanufacturing.com



### DUTCH SERVICE GUARANTEE

We guarantee that you will receive the best service in the industry from our sales and engineering team. On-site assistance is only a phone call away at **1.800.66.DUTCH**



## CONTACT DETAILS

### CANADIAN AGRICULTURAL TERRITORY MANAGERS

**Northern Alberta & British Columbia**  
Chris Lupul  
Cell 780.632.1919  
clupul@dutchopeners.com

**Southern Alberta**  
Terence Peatman  
Cell 403.501.1998  
tpeatman@dutchopeners.com

**Northern Saskatchewan & Northern Manitoba**  
Connor Bohachewski  
Cell 306.921.7715  
cbohachewski@dutchopeners.com

**Southern Saskatchewan & Southern Manitoba**  
Andrew Sanderson  
Cell 306.551.7171  
asanderson@dutchopeners.com

### USA AGRICULTURAL TERRITORY MANAGERS

**USA Eastern**  
Tom Wible (ND, SD, MT, NE, MN, WI)  
Cell 605.360.4385  
twible@dutchopeners.com

**USA Western**  
Terence Peatman (WA, OR, ID)  
Cell 403.501.1998  
tpeatman@dutchopeners.com

### AUSTRALIA DISTRIBUTOR

**Beulah Machinery**  
AU 02 6341 3270  
dutch@beulahmachinery.com.au  
www.beulahmachinery.com.au

### FRANCE DEALER

**Kiwi Agronomy SAS**  
FR +33 (0)6.2.76.69.06  
kiwiagronomy@gmail.com  
www.kiwiagronomy.fr/shop

### UK DEALERS

**Pan Anglia Ltd.**  
UK 01787 242740  
sales@pananglia.com  
www.pananglia.com

**Spaldings Ltd.**  
UK 01522 500600  
agsales@spaldings.co.uk  
www.spaldings.co.uk

### FOLLOW US ON SOCIAL MEDIA

 Dutch Openers  
 @DutchOpeners  
 Dutch Industries Ltd.  
 @DutchIndustries  
 Dutch Agriculture