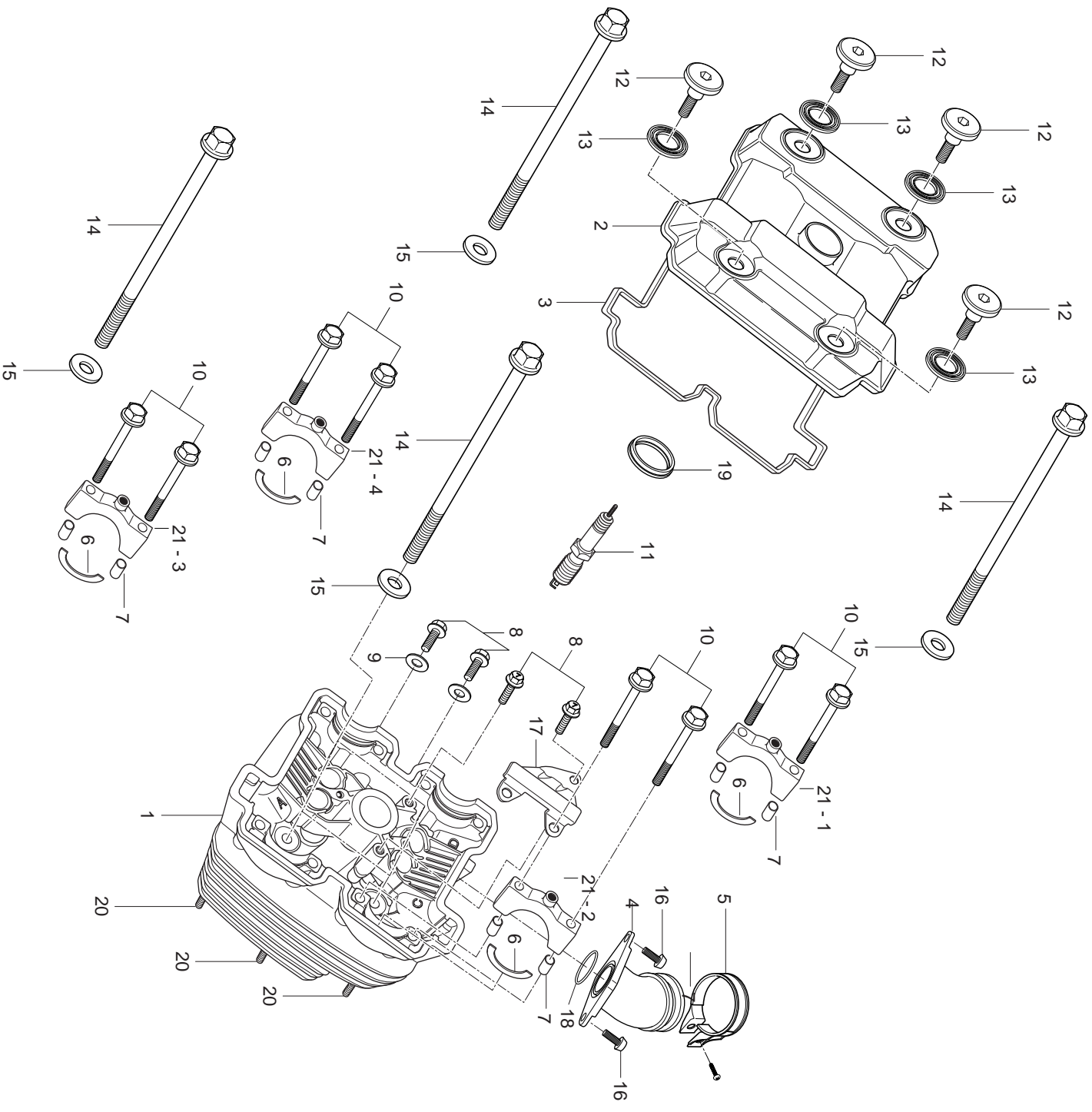




## FIG 1-1. CYLINDER HEAD/(REAR)

REF. NO.	MEU01	PARTS NAME	Q'TY	REMARKS
1	11110SG5107HPA	HEAD ASS'Y, cylinder	1	
2	11171HG510203P	COVER, cylinder head	1	
3	11173HG5100	GASKET,cylinder head cover NO.1	1	
4	13120HG5105	PIPE COMP, intake rear	1	
5	09402-44207	CLAMP, carburetor	1	
6	09390-35001	C-RING, camshaft	4	
7	09206-08001	PIN, camshaft housing knock	8	
8	01517-06128	BOLT, oil galley(M6*12)	4	
9	09168H06019	GASKET, oil falley boit	2	
10	09103-06013	BOLT,camshaft housing	8	
11	09482-00456	PLUG, spark CR8E	1	
12	09109H07018	BOLT, cylinder head cover	4	
13	09161H11008	WASHER, cyitnder head cover	4	
14	09103H08306	BOLT, cylinder head L =130	4	
15	09168-08021	GASKET, cylinder head bolt	4	
16	09119H06002	BOLT, intake pipe	2	
17	12782HG5100	GUIDE, camchain NO.2	1	
18	09280H32006	O-RING, intake pipe	1	
19	11178-17E00	GASKET, cylinder head cover NO.2	1	
20	01421-06258	BOLT, cylinder head stud(M6*25)	3	
21-1	11121-35C00PCH	HOUSING,camshaft No.1	1	
21-2	11122-35C00PCH	HOUSING,camshaft No.2	1	
21-3	11123-35C00PCH	HOUSING,camshaft No.3	1	
21-4	11124-35C00PCH	HOUSING,camshaft No.4	1	

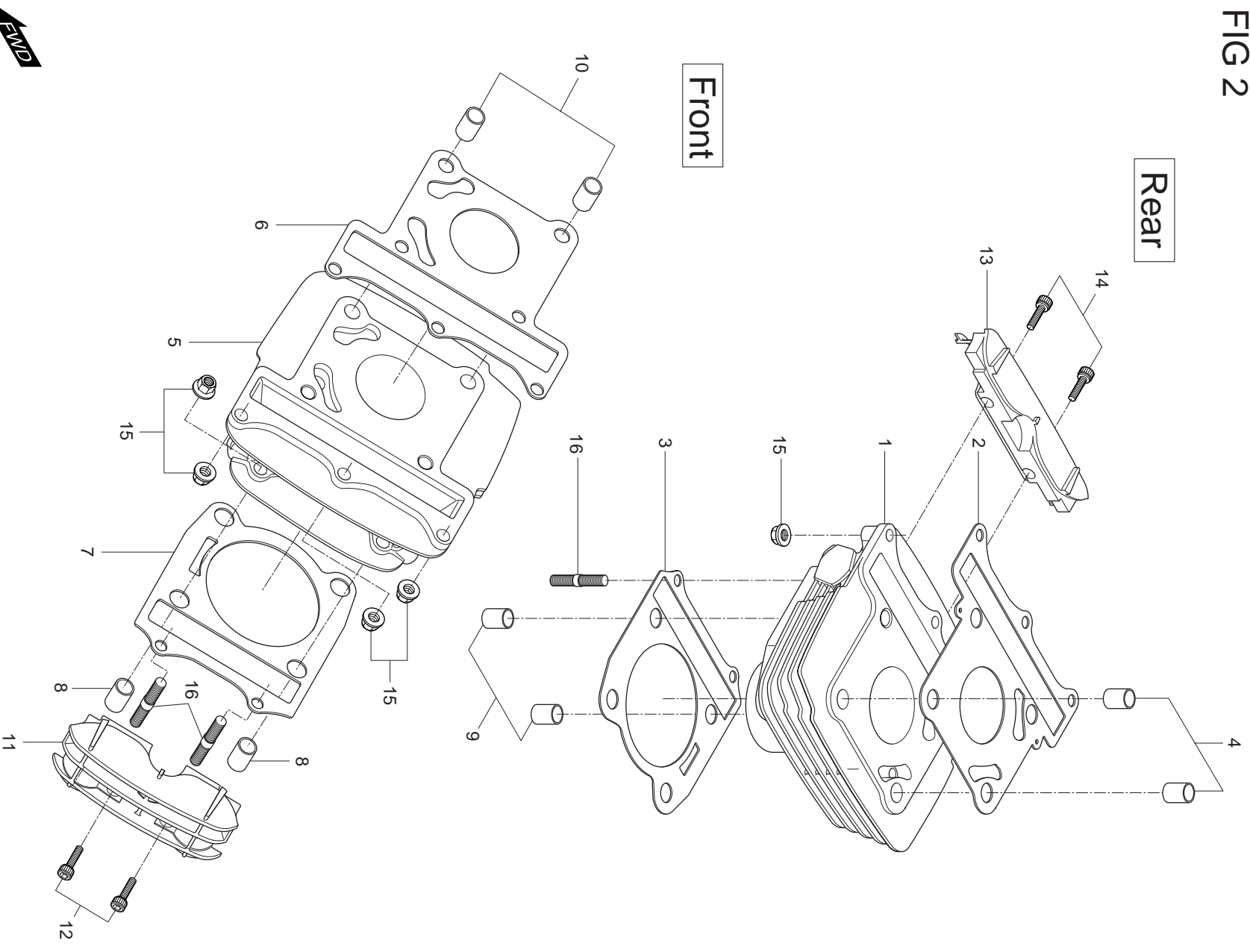
FIG 1-2



## FIG 1-2. CYLINDER HEAD /(FRONT)

REF. NO.	MEU01	PARTS NAME	Q'TY	REMARKS
1	11110SG5107HPA	HEAD ASS'Y, cylinder	1	
2	11171HG510203P	COVER, cylinder head	1	
3	11173HG5100	GASKET,cylinder head cover NO.1	1	
4	13110HG5107	PIPE COMP, intake front	1	
5	09402-44207	CLAMP, carburetor	1	
6	09390-35001	C-RING, camshaft	4	
7	09206-08001	PIN, camshaft housing knock	8	
8	01517-06128	BOLT, oil galley(M6*12)	4	
9	09168H06019	GASKET, oil galley boit	2	
10	09103-06013	BOLT,camshaft housing	8	
11	09482-00456	PLUG, spark CR8E	1	
12	09109H07018	BOLT, cylinder head cover	4	
13	09161H11008	WASHER, cyitnder head cover	4	
14	09103H08306	BOLT, cylinder head L =130	4	
15	09168-08021	GASKET, cylinder head bolt	4	
16	09119H06002	BOLT, intake pipe	2	
17	12782HG5100	GUIDE, camchain NO.2	1	
18	09280H32006	O-RING, intake pipe	1	
19	11178-17E00	GASKET, cylinder head cover NO.2	1	
20	01421-06258	BOLT, cylinder head stud(M6*25)	3	
21-1	11121-35C00PCH	HOUSING,camshaft No.1	1	
21-2	11122-35C00PCH	HOUSING,camshaft No.2	1	
21-3	11123-35C00PCH	HOUSING,camshaft No.3	1	
21-4	11124-35C00PCH	HOUSING,camshaft No.4	1	

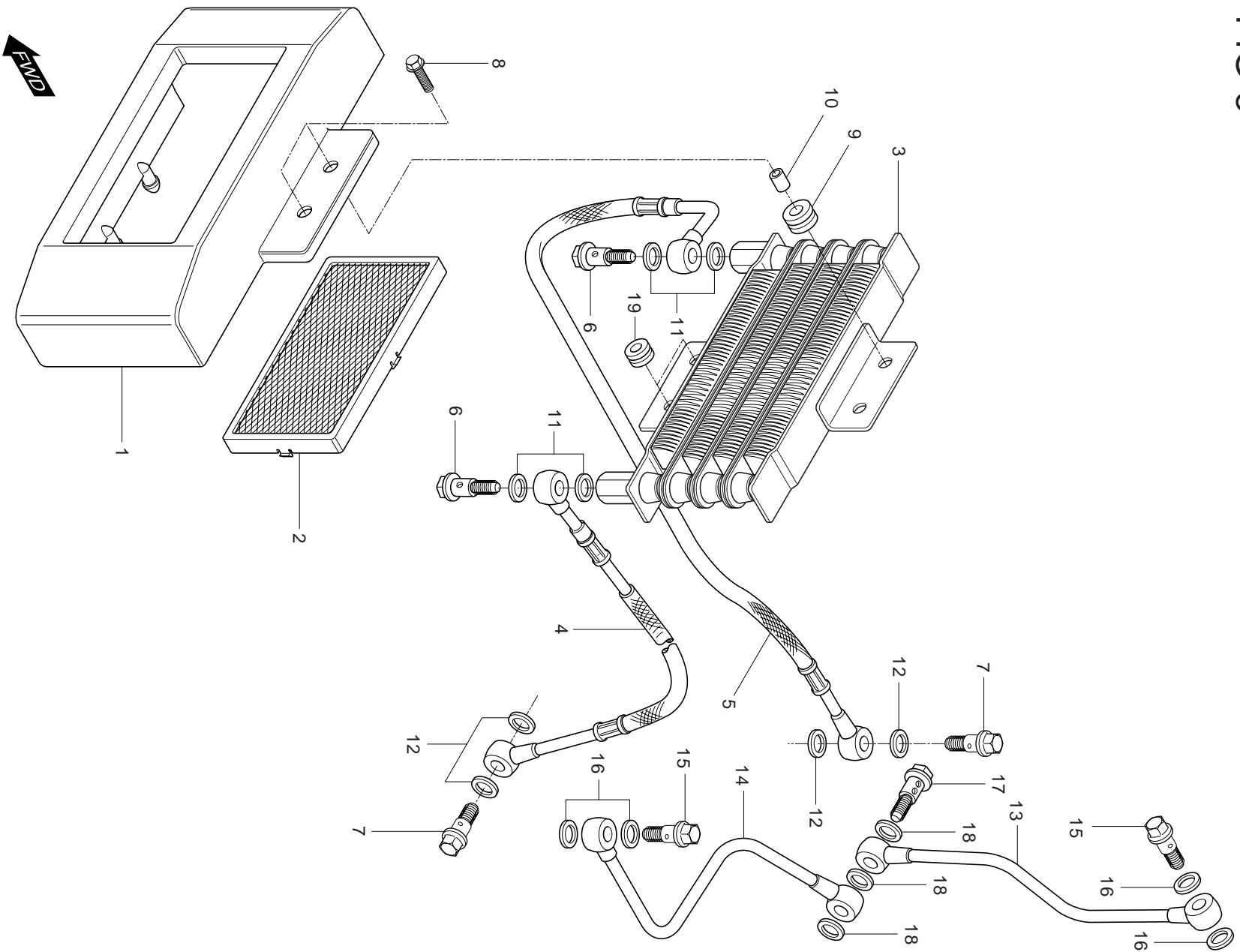
FIG 2



## FIG 2. CYLINDER / FRONT, REAR

REF. NO.	MEU01	PARTS NAME	Q'TY	REMARKS
1	11220HG5107PCY	CYLINDER COMP, rear	1	
2	11141HG5110	GASKET, cylinder head	1	
3	11241HG5103	GASKET, cylinder rear	1	
4	04213-11169	PIN, cylinder head knock rear	2	
5	11210HG5107PCY	CYLINDER COMP, front	1	
6	11141HG5110	GASKET, cylinder head front	1	
7	11241HG5103	GASKET, cylinder front	1	
8	04213-11149	KNOCK PIN, cylinder rear	2	
9	04213-11149	KNOCK PIN, cylinder front	2	
10	04213-11169	PIN, cylinder head knock front	2	
11	11251HG510003P	FIN, cylinder front	1	
12	07110-05168	BOLT, cylinder fin rear(M5*16)	2	
13	11251HG510003P	FIN, cylinder rear	1	
14	07110-05168	BOLT, cylinder fin rear(M5*16)	2	
15	08316-16068	NUT, cylinder head(M6)	10	
16	01421-06258	BOLT, cylinder stud(M6*25)	4	

FIG 3

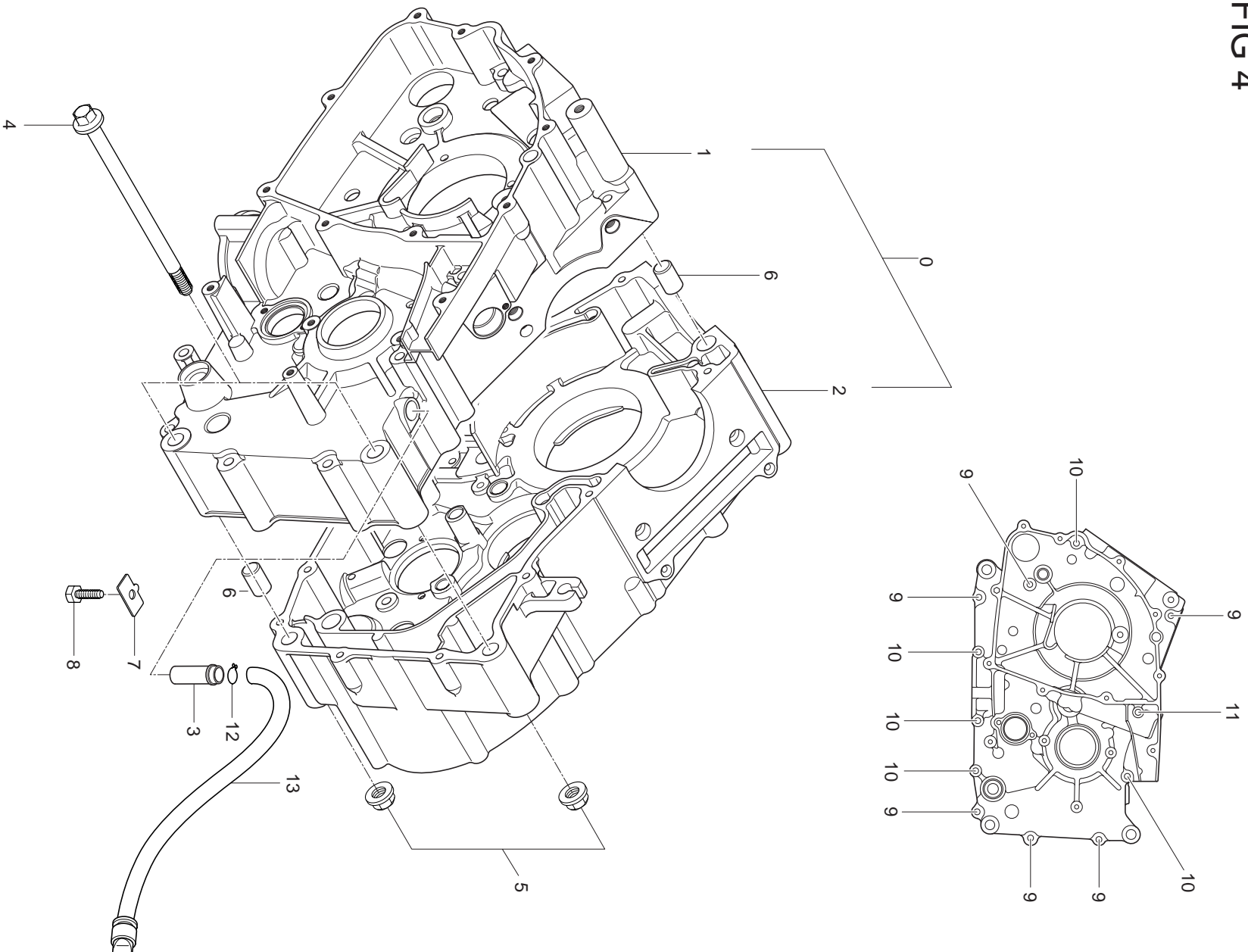


### FIG 3. OIL COOLER

REF. NO.	MEU01	PARTS NAME	Q'TY	REMARKS
1	16810HG5104	GRILLE, oil cooler NO.1	1	
2	16820HG5103	GRILLE, oil cooler NO.2	1	
3	16600HG5102	COOLER, oil	1	
4	16460HG5120	HOSE COMP, oil cooler NO.1	1	
5	16470HG5101	HOSE COMP, oil cooler NO.2	1	
6	09360H12007	BOLT, oil cooler hose union NO.2	2	
7	09360H10034	BOLT, oil cooler hose union NO.1	2	
8	09116-06010	BOLT, oil cooler	2	
9	09320-10015	CUSHION, oil cooler	2	
10	09180-06030	SPACER, oil cooler	2	
11	09168-14011	GASKET, oil cooler NO.2	4	
12	09161-10009	GASKET, oil cooler NO.1	4	
13	11280HG5101	PIPE COMP, oil front	1	
14	11290HG5101	PIPE COMP, oil rear	1	
15	09360H10034	UNION BOLT, oil pipe upper	2	
16	09161-10009	GASKET, oil pipe upper	4	
17	15331HG5101	UNION BOLT, oil pipe lower	1	
18	09161-10009	GASKET, oil pipe lower	3	
19	09320-08013	CUSHION	2	



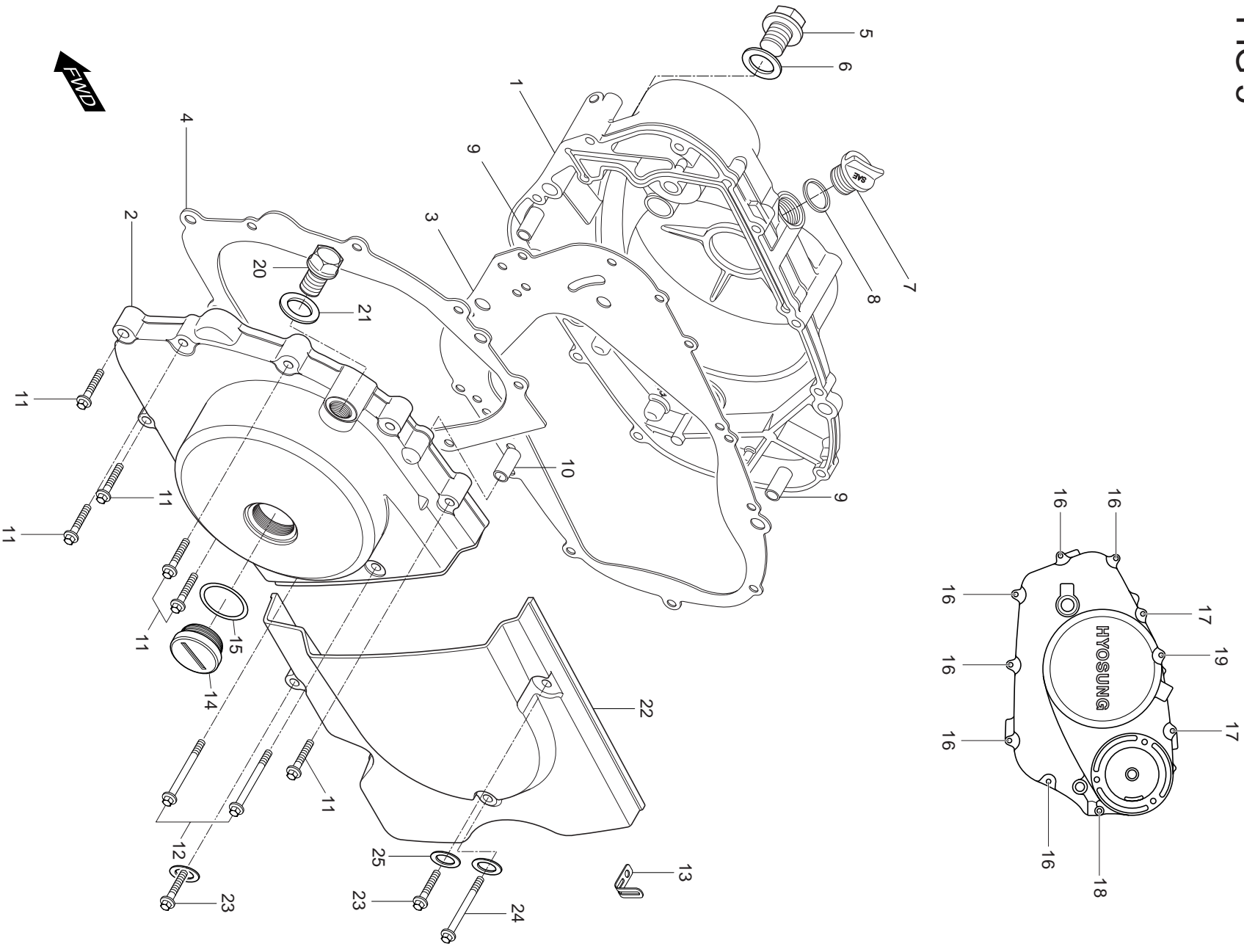
FIG 4



## FIG 4. CRANK CASE

REF. NO.	MEU01	PARTS NAME	Q'TY	REMARKS
0	11300HG5100HPA	CRANKCASE ASSY	1	
1	11321HG5103PCC	CRANKCASE COMP, L	1	
2	11310HG5107PCC	CRANKCASE COMP, R	1	
3	09364-12001	UNION, breather hose	1	
4	09103H10022	BOLT, frame & engine (L=110)	3	
5	08319-31106	NUT, frame & engine(M10)	3	
6	04213-13189	PIN, crankcase	2	
7	11319-05200	PLATE, oil gallery plug	1	
8	01107-06106	BOLT, oil gallery plug plate(M6*10)	1	
9	01547-06558	BOLT, crankcase(M6*55)	6	
10	01547-06808	BOLT, crankcase(M6*80)	5	
11	02112-06908	SCREW, crankcase(M6*90)	1	
12	09401-14301	CLIP, breather drain cap	1	
13	13870H29B00	CAP COMP, breather drain	1	

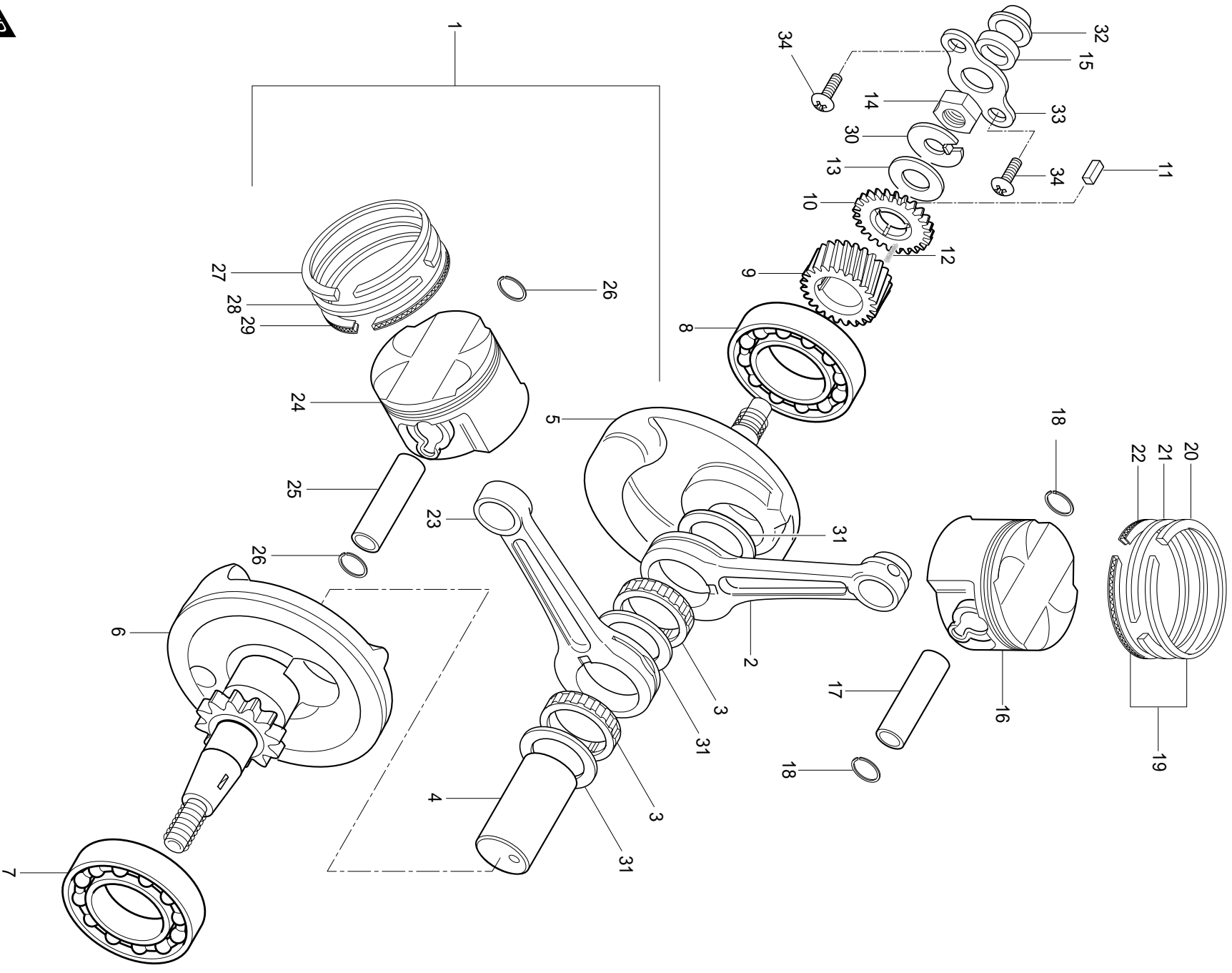
FIG 5



## FIG5. CRANK CASE COVER

REF. NO.	MEU01	PARTS NAME	Q'TY	REMARKS
1	11340HG5102HPA	COVER COMP, clutch	1	
2	11351HG51020BF	COVER, magneto	1	
3	11482HG5102	GASKET, clutch cover (NA)	1	
4	11483HG5102	GASKET, magneto cover	1	
5	09247-14026	PLUG, oil check	1	
6	09168H14003	GASKET, oil check plug	1	
7	09259-2000903P	PLUG, eng oil filler	1	
8	09280-17003	O-RING, eng oil filler plug	1	
9	04213-13189	PIN, clutch cover knock	2	
10	04213-09129	PIN, magneto cover knock	1	
11	01547-06308	BOLT, magneto cover(M6*30)	7	
12	01547-06558	BOLT, magneto cover(M6*55)	2	
13	09403H09304	CLAMP, clutch cable	1	
14	09259-2601503P	PLUG, crankshaft hole	1	
15	09280-22008	O-RING, crankshaft hole plug	1	
16	01547-06258	BOLT, clutch cover(M6*25)	6	
17	01547-06358	BOLT, clutch cover(M6*35)	2	
18	01547-06608	BOLT, clutch cover(M6*60)	1	
19	01547-06758	BOLT, clutch cover(M6*75)	1	
20	09247H12102	PLUG, TDC	1	
21	09168H12003	GASKET, TDC plug	1	
22	11360HG5104	COVER COMP, engine sprocket	1	
23	01547-06308	BOLT, engine sprocket cover(M6*30)	2	
24	01547-06508	BOLT, engine sprocket cover(M6*50)	1	
25	08321-31068	WASHER, ENGINE SPROCKET COVER	3	

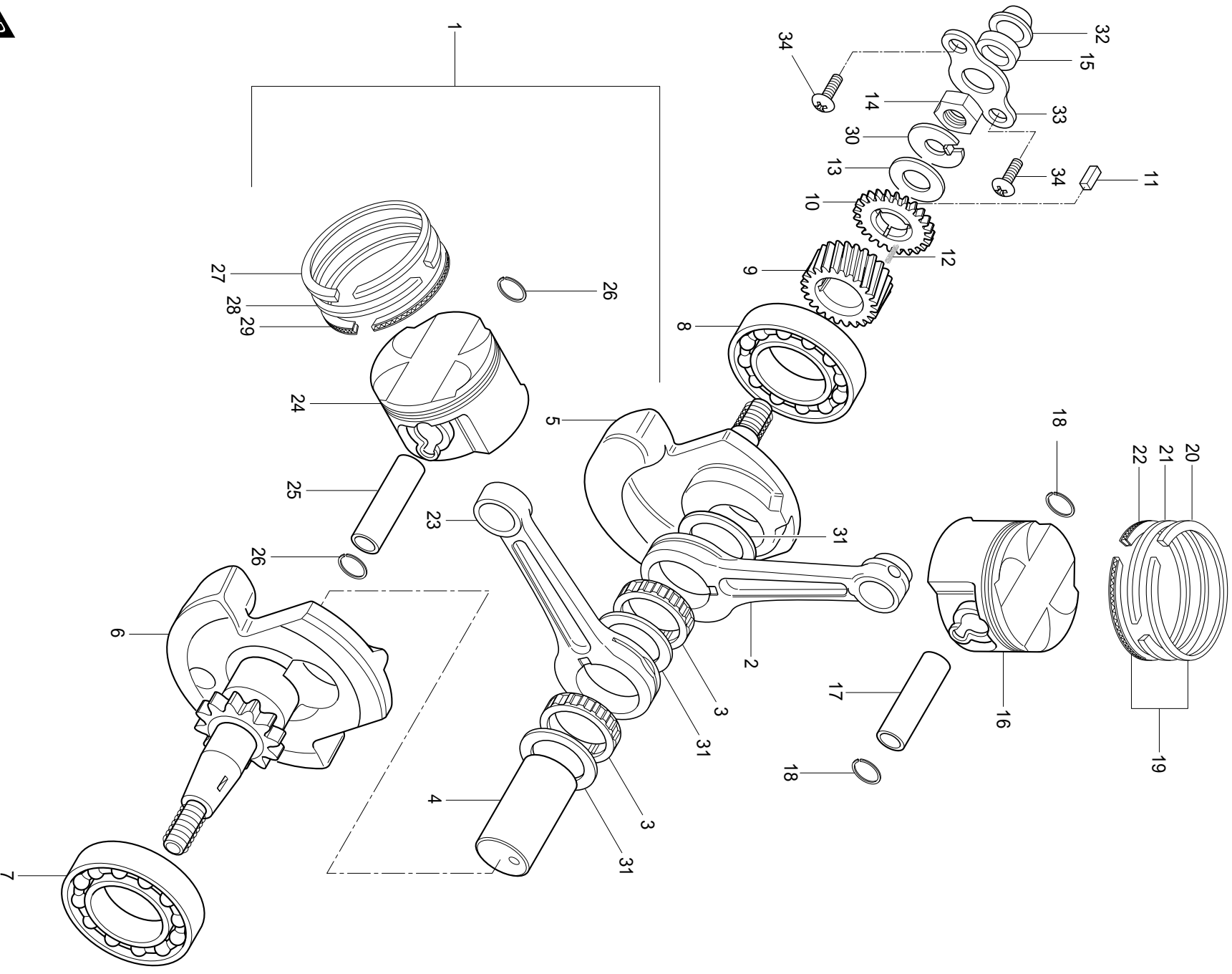
FIG 6



## FIG 6. CRANK SHAFT

REF. NO.	MEU01	PARTS NAME	Q'TY	REMARKS
1	12200HG5100HPA	CRANK SHAFT ASS'Y	1	
2	12161HG5100	ROD, connecting	1	
3	09263-28027	BEARING, crank pin	2	
4	12210HG5100	PIN, crank	1	
5	12221HG5106CSA	CRANK SHAFT, R	1	
6	12261HG5104CSA	CRANK SHAFT, L	1	
7	09262H350A600AO	BEARING, crank shaft, L(35*72*17)	1	
8	09262H350A600AO	BEARING, crank shaft, R(35*72*17)	1	
9	21111HG5100	GEAR, primary drive	1	
10	21112-35C00	GEAR, primary drive NO.2	1	
11	09421-04004	KEY, primary drive gear	1	
12	21114-35C00	SPRING, primary drive gear	1	
13	09166H16021	WASHER, primary drive gear thrust	1	
14	09140-16019	NUT, primary drive gear	1	
15	09282-12001	SEAL, crank shaft oil RH	1	
16	12112HG5100PPS	PISTON, rear	1	
17	12151HG5102	PIN, piston	1	
18	09381-13001	CIRCLIP, piston pin	2	
20	12141HG5101	RING, piston 1st	1	
21	12142HG5101	RING, piston 2nd	1	
22	12144HG5101	RING, piston oil	1	
23	12161HG5100	ROD, connecting	1	
24	12111HG5106PPS	PLSTON, front	1	
25	12151HG5102	PIN, piston	1	
26	09381-13001	CIRCLIP, piston pin	2	
27	12141HG5101	RING, piston 1st	1	
28	12142HG5101	RING, piston 2nd	1	
29	12144HG5101	RING, piston oil	1	
30	09166H16031	WASHER, primary drive gear lock	1	
31	09160H28001	WASHER,connrod thrust	3	

FIG 6

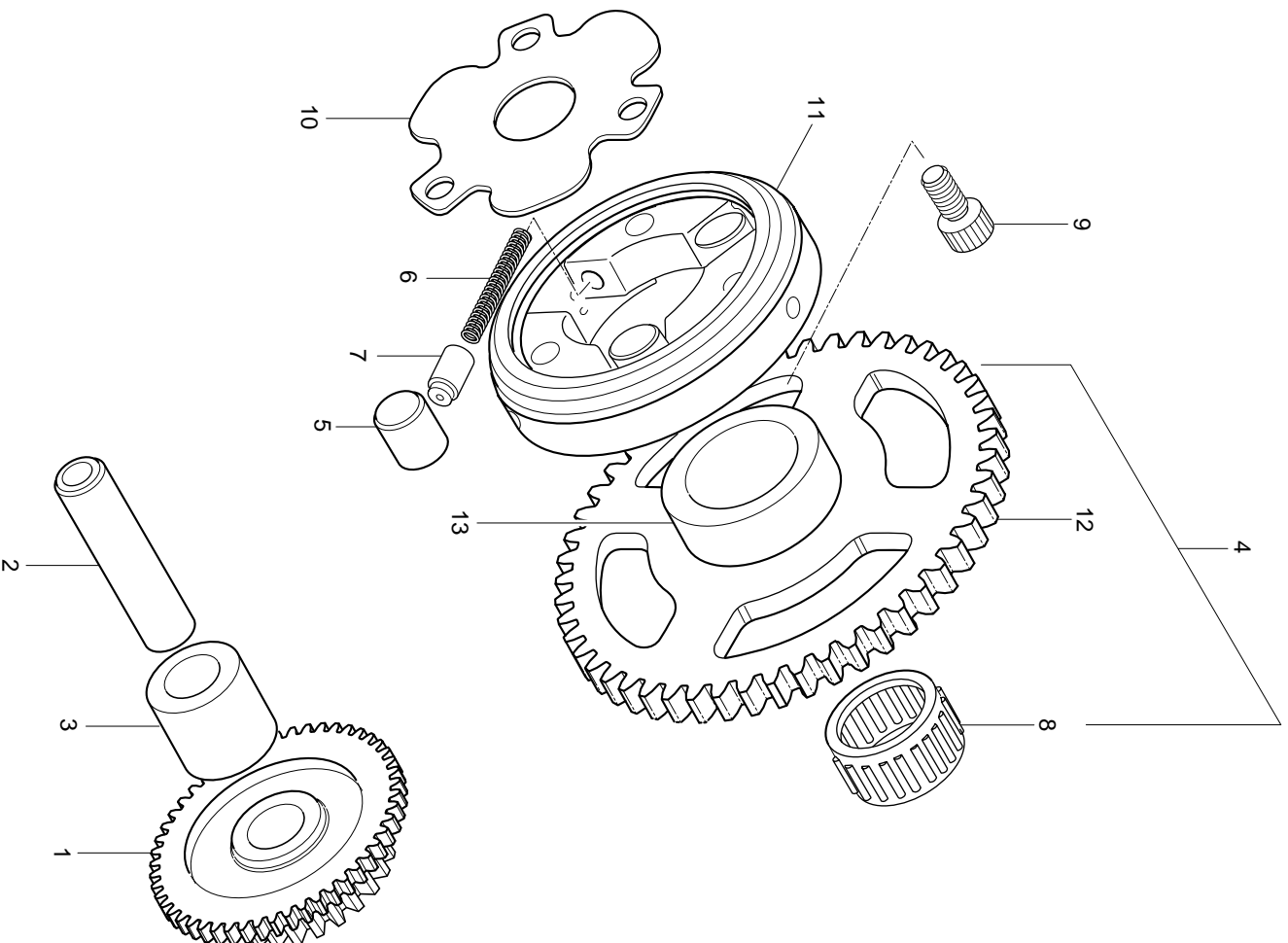


# FIG 6. CRANK SHAFT

REF. NO.		PARTS NAME	Q'TY	REMARKS
	MEU01			
32	11342HG5100	JET	1	
33	11343HG5100	RETAINER	1	
34	02112-06106	SCREW(M6*10)	2	



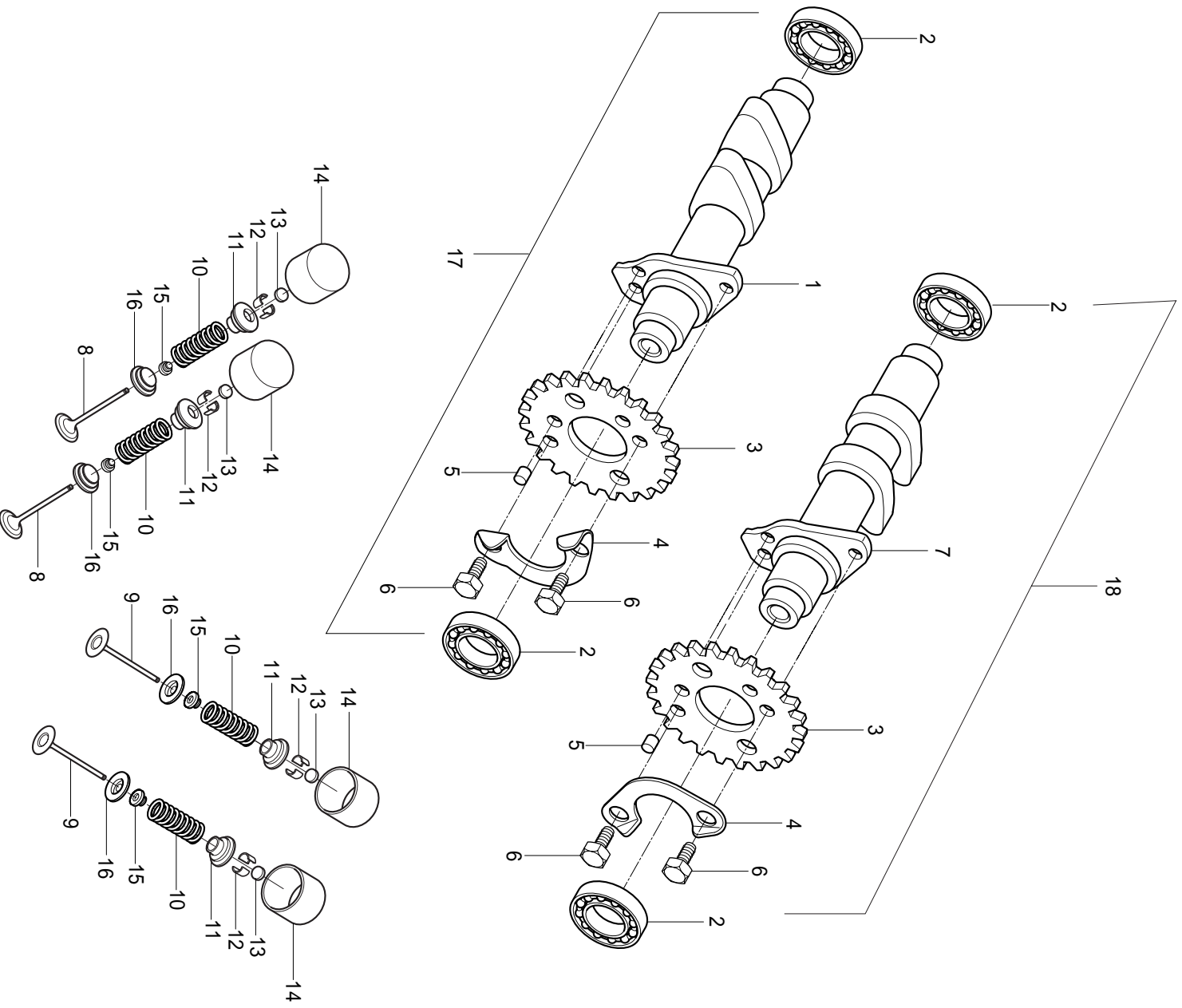
FIG. 7



## FIG 7. STARTER CLUTCH

REF. NO.	MEU01	PARTS NAME	Q'TY	REMARKS
1	12611HG5100	GEAR, starter idle	1	
2	12612HG5100	SHAFT, starter idle gear	1	
3	09180-13006	SPACE, starter idle gear	1	
4	12620HG5101	GEAR COMP, starter clutch	1	
5	09261-10003	ROLLER, starter clutch	3	
6	09440-03004	SPRING, starter clutch release push	3	
7	12633-05300	PIECE, starter clutch release push	3	
8	09263-22031	BEARING, starter clutch gear	1	
9	09106-06030	BOLT, starter clutch(M8*16)	3	
10	12649-05300	SHIM, starter clutch hub	1	
11	12630-29B00	HUB COMP, starter clutch	1	
12	12622HG5101	GEAR, starter clutch	1	NOT SALE
13	12621HG5100	RACE, starter clutch inner	1	NOT SALE

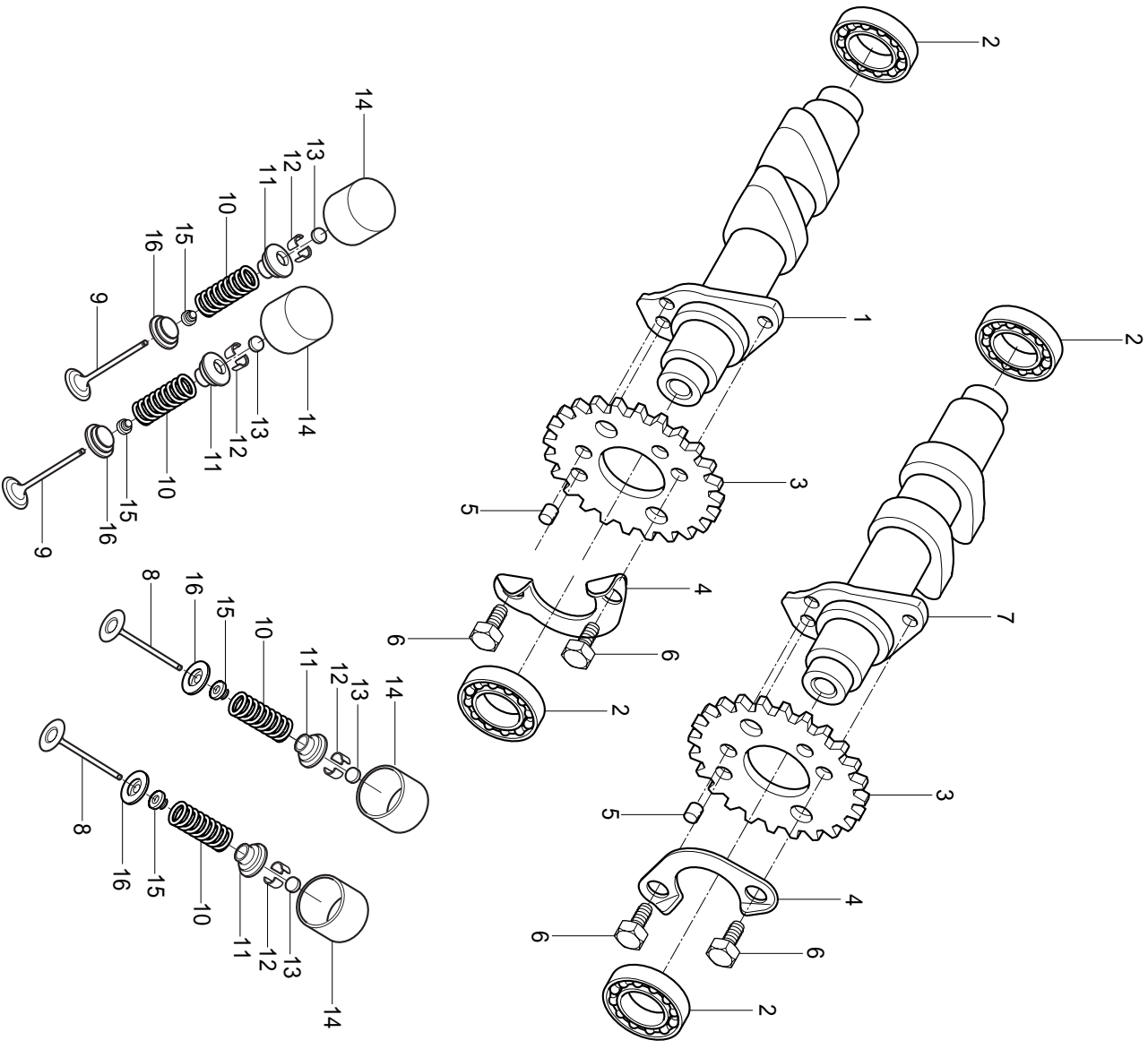
FIG 8-1



## FIG 8-1. CAM SHAFT REAR

REF. NO.	MEU01	PARTS NAME	Q'TY	REMARKS
1	12711HG5102888	CAMSHAFT, intake rear	1	
2	09262-17019	BEARING, camshaft rear	4	
3	12742HG5100	SPROCKET, camshaft rear	2	
4	12747-44B00	WASHER, sprocket rear	2	
5	09261-05005	PIN, sprocket rear	2	
6	09111-06032	BOLT, sprocket rear	4	
7	12731HG5102888	CAMSHAFT, exhaust rear	1	
8	12911HG5101	VALVE, intake rear	4	
9	12912HG5101	VALVE, exhaust rear	4	
10	12921HG5101	SPRING, valve rear	8	
11	12931HG5100	RETAINER, valve spring rear	8	
12	12932HG5100	COTTER, valve rear	16	
13	REFERENCES.EN.BAS.DE.PAGE			
14	12881H03000001	TAPPET, rear	8	
15	09289H04003	SEAL, valve stem oil rear	8	
16	12933HG5100	SEAT, valve spring rear	8	
17	12720HG5100HPA	CAMSHAFT ASS'Y, rear intake	1	
18	12750HG5100HPA	CAMSHAFT ASS'Y, rear exhaust	1	

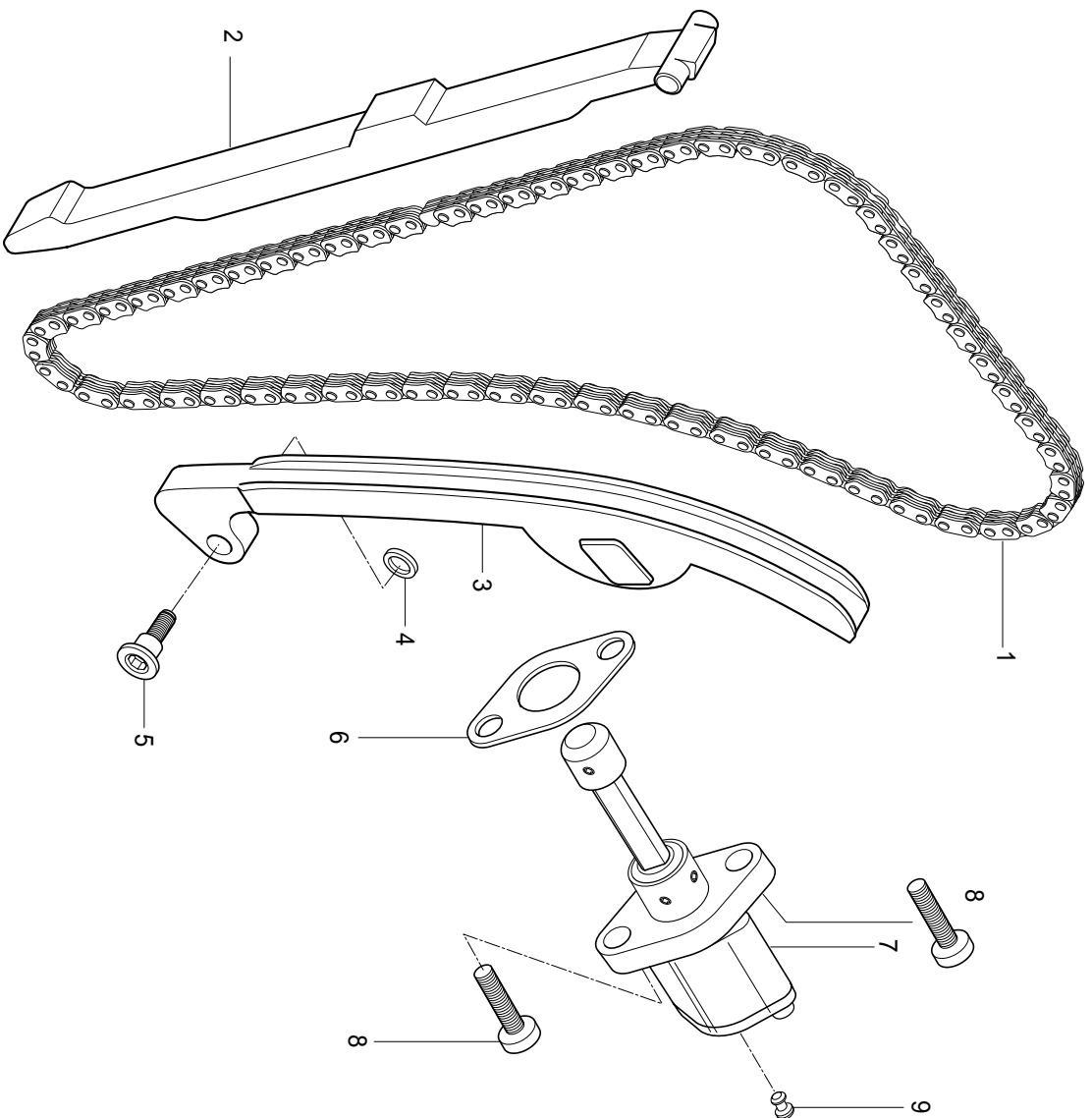
FIG 8-2



## FIG 8-2. CAM SHAFT FRONT

REF. NO.	MEU01	PARTS NAME	Q'TY	REMARKS
1	12711HG5102888	CAMSHAFT, intake front	1	
2	09262-17019	BEARING, camshaft front	4	
3	12741HG5101	SPROCKET, camshaft front	2	
4	12747-44B00	WASHER, sprocket front	2	
5	09261-05005	PIN, sprocket front	2	
6	09111-06032	BOLT, sprocket front	4	
7	12731HG5102888	CAMSHAFT, exhaust front	1	
8	12911HG5101	VALVE, intake front	4	
9	12912HG5101	VALVE, exhaust front	4	
10	12921HG5101	SPRING, valve front	8	
11	12931HG5100	RETAINER, valve spring front	8	
12	12932HG5100	COTTER, valve front	16	
13	REFERENCES.EN.BAS.DE.PAGE			
14	12881H03000001	TAPPET,front	8	
15	09289H04003	SEAL, valve stem oil front	8	
16	12933HG5100	SEAT, valve spring front	8	
17	12710HG5100HPA	CAMSHAFT ASS'Y, front intake	1	
18	12730HG5100HPA	CAMSHAFT ASS'Y,front exhaust	1	

FIG 9

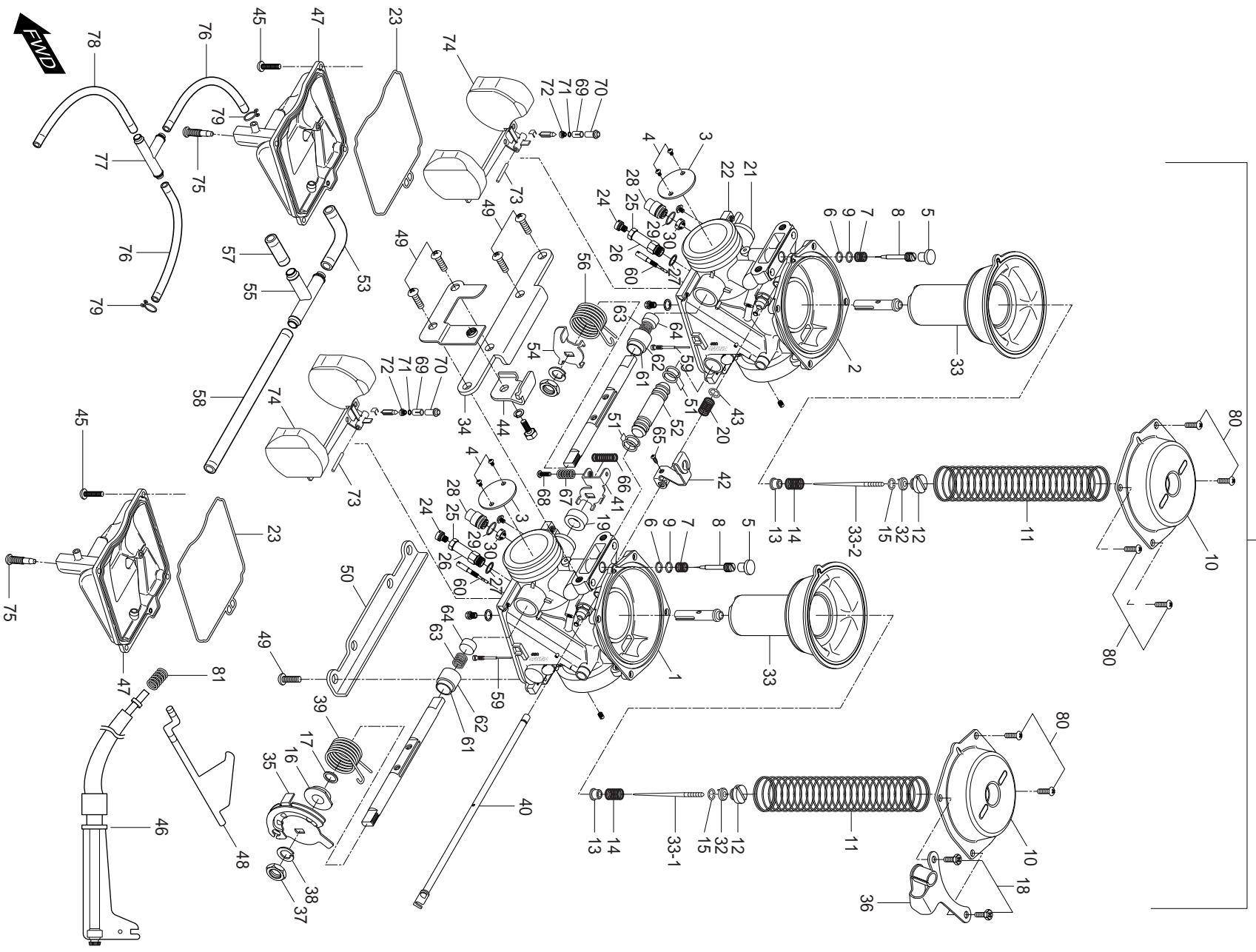


## FIG 9. CAM CHAIN

REF. NO.	MEU01	PARTS NAME	Q'TY	REMARKS
1	12760HG5100	CHAIN COMP, camshaft drive	2	
2	12771HG5100	GUIDE, camchain NO.1	2	
3	12811HG5101	TENSIONER, camchain	2	
4	08211-06181	WASHER, camchain tensioner bolt	2	
5	12812H35C00	BOLT, camchain tensioner	2	
6	12837H31321	GASKET, tensioner adjuster	2	
7	12830H31320	ADJUSTER ASS'Y, tensioner	2	
8	07110-06208	BOLT, tensioner adjuster(M6*20)	4	
9	12839-38200	PLUG, adjuster	2	



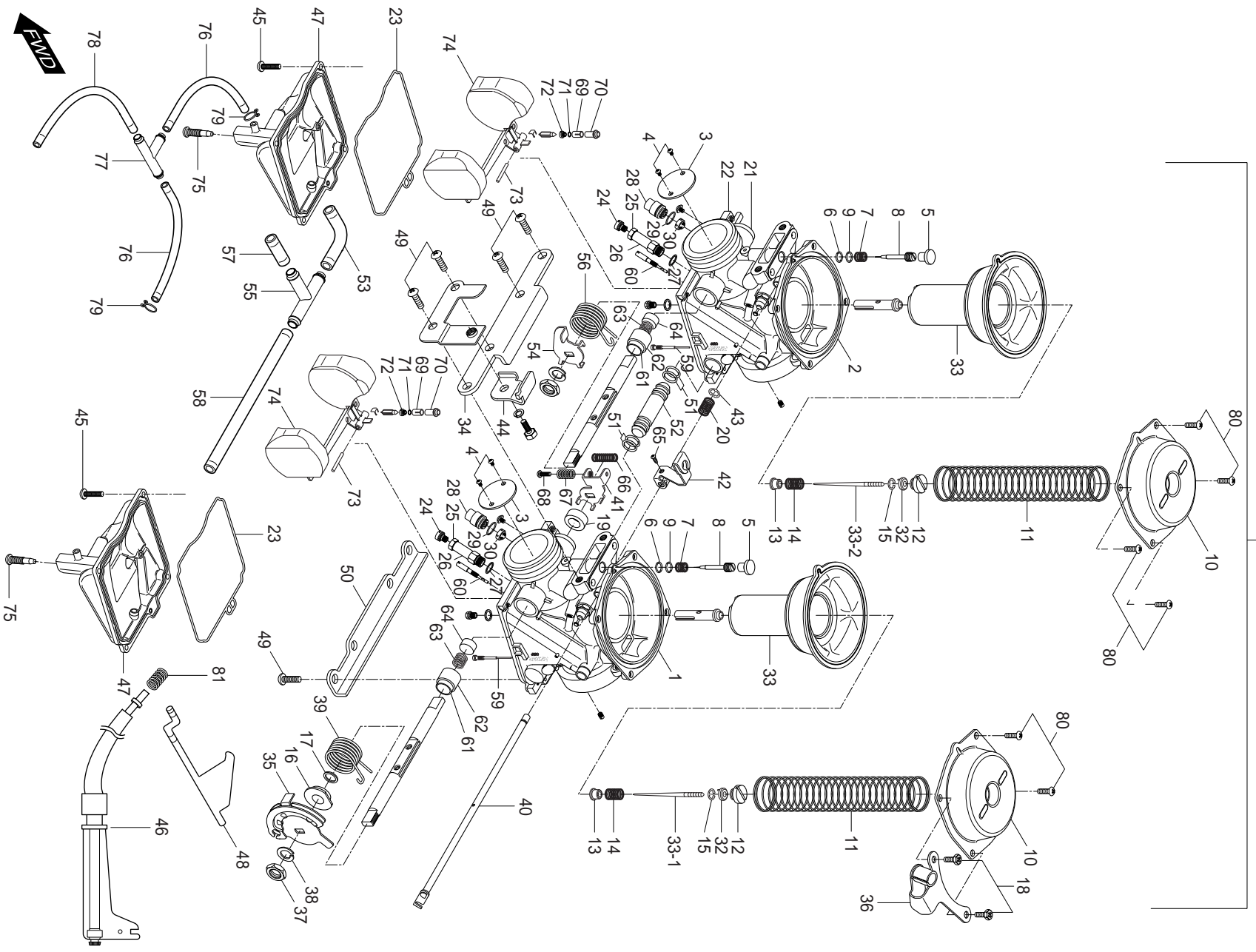
FIG.10



## FIG 10. CARBURETOR ASS'Y

REF. NO.	MEU01	PARTS NAME	Q'TY	REMARKS
0	13200HG5100	CARBURETOR ASS'Y	1	
1	13301HG5100	MIXING BODY ASS'Y	1	NOT SALE
2	13302HG5100	MIXING BODY ASS'Y	1	NOT SALE
3	13303HG5100	THROTTLE VALVE	2	NOT SALE
4	13304HG5100	.SCREW	4	
5	13305HG5100	.PLUG	2	
6	13306HG5100	.O-RING	2	
7	13307HG5100	.SPRING(CO)	2	
8	13308HG5100	.ADJUSTER	2	
9	13309HG5100	.WASHER	2	
10	13310HG5100	.DIAPHRAGM COVER	2	
11	13311HG5100	.SPRING(CO)	2	
12	13312HG5100	.SCREW	2	
13	13313HG5100	.RING	2	
14	13314HG5100	.SPRING(CO)	2	
15	13315HG5100	.E-RING	2	
16	13316HG5100	.RING	1	
17	13317HG5100	.SEAL	1	
18	13318HG5100	.BOLT	2	
19	13319HG5100	.RING	1	
20	13320HG5100	.SPRING(CO)	1	
21	13321HG5100	.PACKING	1	
22	13322HG5100	.SHAFT ASS'Y	1	
23	13323HG5100	.O-RING	1	
24	13324HG5100	MAIN JET #82.5	2	NOT SALE
25	13326HG5100	.PACKING	2	
26	13327HG5100	SCREW	2	NOT SALE
27	13328HG5100	.WASHER	2	
28	13329HG5100	.SCREW	2	
29	13330HG5100	.WASHER	2	

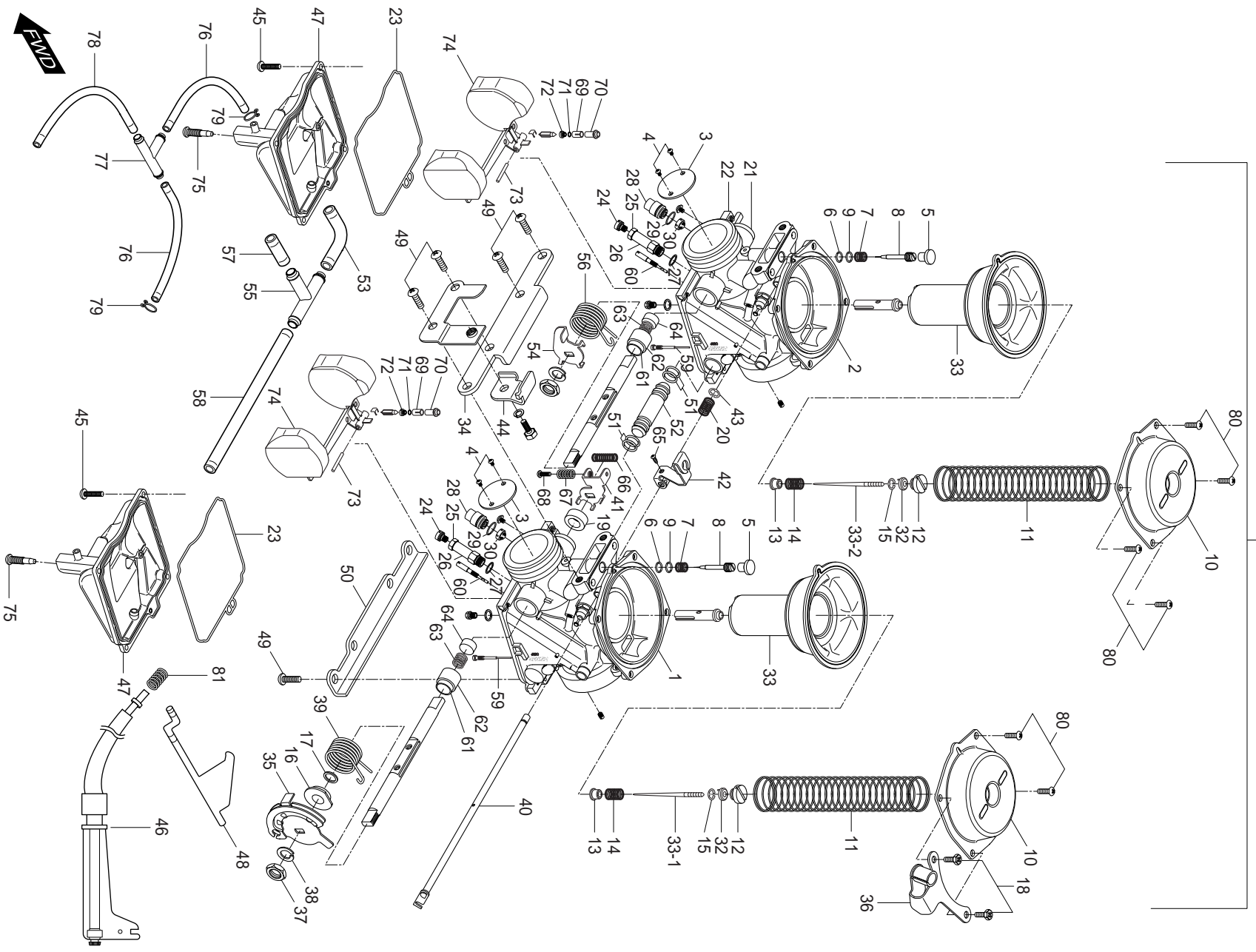
FIG.10



## FIG 10. CARBURETOR ASS'Y

REF. NO.	MEU01	PARTS NAME	Q'TY	REMARKS
30	13331HG5100	NEEDLE (AB)(NL)	2	NOT SALE
31-1	13333HG5100	.JET NEEDLE(JN)	1	
31-2	13334HG5100	.JET NEEDLE(JN)	1	
32	13337HG5100	.RING	2	
33	13338HG5100	.DIAPHRAGM ASS'Y	2	
34	13339HG5100	.PLATE	1	
35	13340HG5100	.LEVER ASS'Y	1	
36	13341HG5100	.BRACKET ASS'Y	1	
37	13342HG5100	.NUT	1	
38	13343HG5100	.WASHER	1	
39	13344HG5100	.SPRING(CO)	1	
40	13345HG5100	.SHAFT ASS'Y	1	
41	13346HG5100	THROTTLE SHAFT ASS'Y	1	NOT SALE
42	13347HG5100	.STARTER LEVER	1	
43	13348HG5100	.E-RING	1	
44	13349HG5100	.BRACKET ASS'Y	1	
45	13350HG5100	.SCREW	2	
46	13351HG5100	.ADJUST SCREW ASS'Y	1	
47	13352HG5100	.FLOAT BODY ASS'Y	2	
48	13353HG5100	.BRACKET	1	
49	13354HG5100	.SCREW	8	
50	13355HG5100	.PLATE	1	
51	13356HG5100	.O-RING	4	
52	13357HG5100	.NIPPLE	1	
53	13358HG5100	.HOSE	1	
54	13359HG5100	.THROTTLE SHAFT	1	
55	13360HG5100	.NIPPLE	1	
56	13361HG5100	.SPRING(CO)	1	
57	13362HG5100	.HOSE	1	
58	13363HG5100	.HOSE	1	

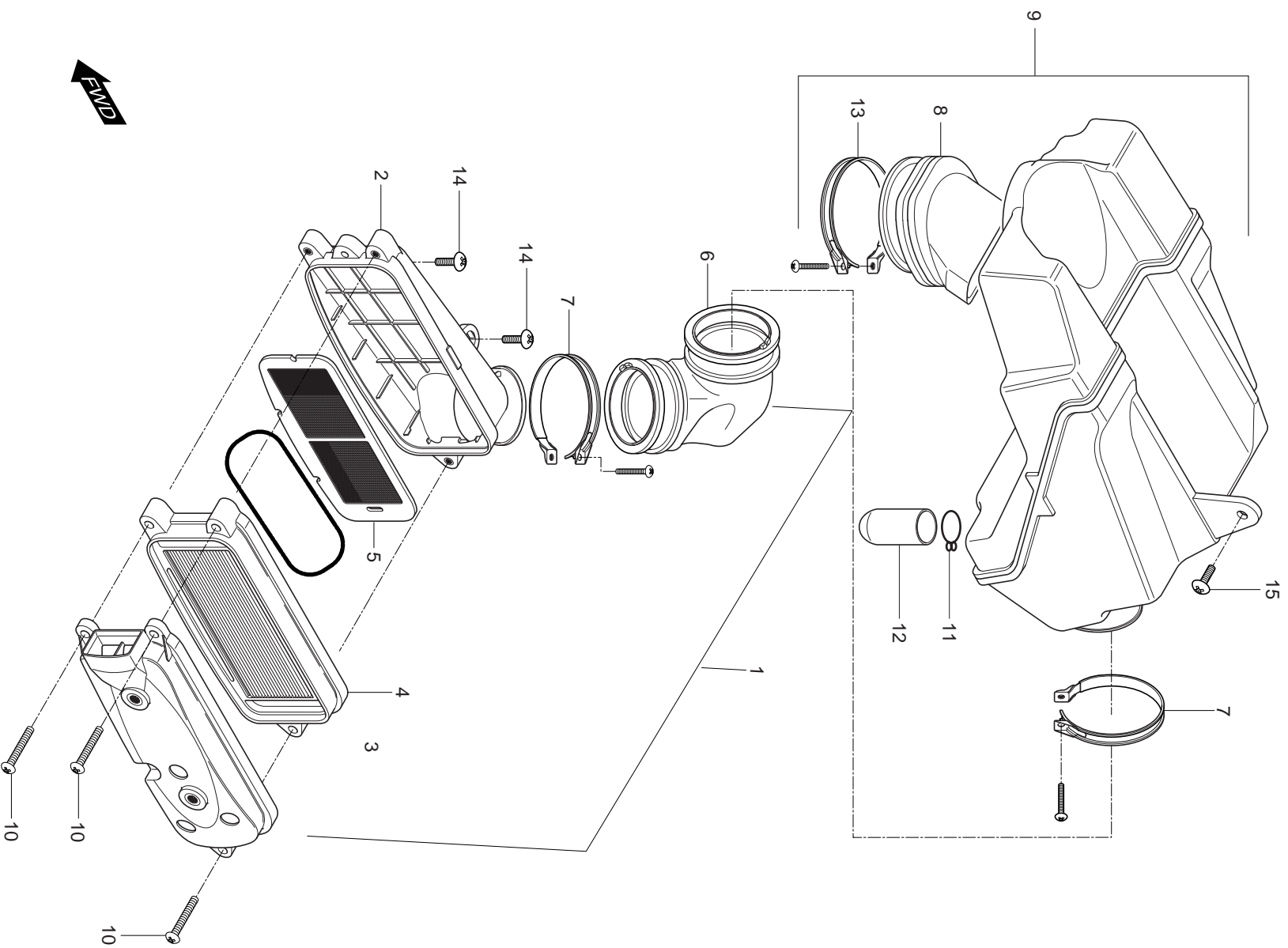
FIG.10



## FIG 10. CARBURETOR ASS'Y

REF. NO.	MEU01	PARTS NAME	Q'TY	REMARKS
59	13364HG5100	.JET(PAJ)	1	
60	13365HG5100	JET(PJ)	2	NOT SALE
61	13366HG5100	.CAP	2	
62	13367HG5100	.GUIDE HOLDER	2	
63	13368HG5100	.SPRING(CO)	2	
64	13369HG5100	.PLUNGER ASS'Y	2	
65	13370HG5100	.SCREW	1	
66	13371HG5100	.SPRING(CO)	1	
67	13372HG5100	.SPRING(CO)	1	
68	13373HG5100	.SCREW	1	
69	13374HG5100	.FILTER	2	
70	13375HG5100	NEEDLE VALVE ASS'Y(VS)	2	NOT SALE
71	13376HG5100	O-RING	2	NOT SALE
72	13377HG5100	.SCREW	2	
73	13378HG5100	.PIN	2	
74	13379HG5100	.FLOAT ASS'Y	2	
75	13380HG5100	.SCREW	2	
76	13381HG5100	.HOSE	2	
77	13382HG5100	.NIPPLE	1	
78	13383HG5100	.HOSE	1	
79	13384HG5100	.CLIP	2	
80	13385HG5100	.SCREW	6	
81	13386HG5100	.SPRING(CO)	1	

FIG.11

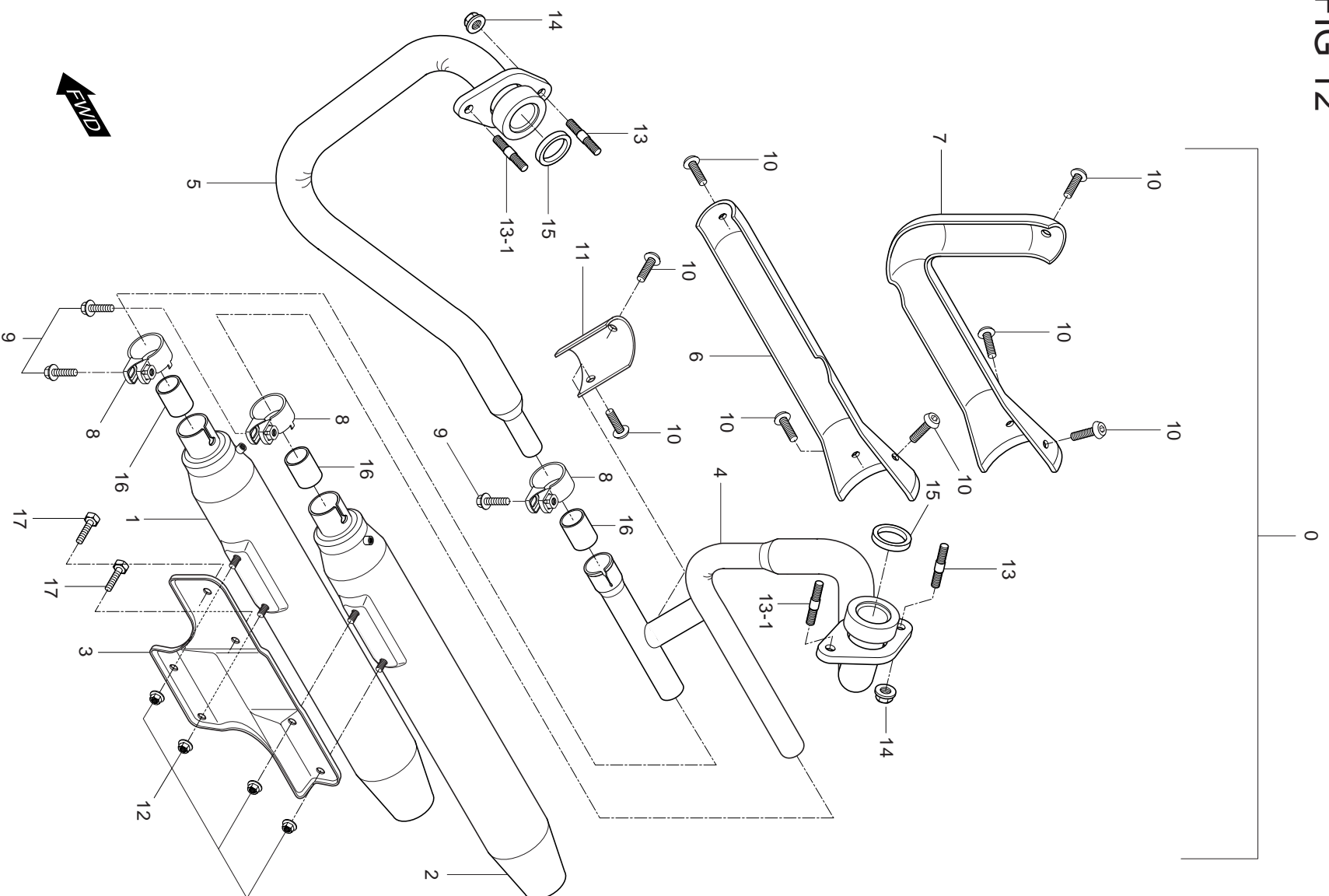


## FIG 11. AIR CLEANER & CHAMBER

REF. NO.	MEU01	PARTS NAME	Q'TY	REMARKS
1	13700HG5107	CLEANER ASS'Y, air	1	
2	13720HG5101	CASE COMP, air cleaner	1	
3	13740HG5102	CAP COMP, air cleaner	1	
4	13780HG5104	FILTER COMP, air cleaner	1	
5	13750HG5100	TRAP COMP, frame	1	
6	13831HG5101	TUBE, connecting	1	
7	09402-44207	CLAMP, connecting tube	2	
8	13881HG5101	TUBE,outlet	2	
9	13800HG5101	CHAMBER ASS'Y, air cleaner	1	
9~1	13800HG5170	CHAMBER ASS'Y, air cleaner	1	
10	02142-05305	SCREW, air cleaner cap(M5*30)	3	
11	09401-14301	CLIP,oil drain plug	1	
12	13895HF4500	PLUG, oil drain	1	
13	09402-56208	CLAMP, outlet tube	2	
14	09136-06017	SCREW, air cleaner	2	
15	09136-06017	SCREW, air chamber	1	



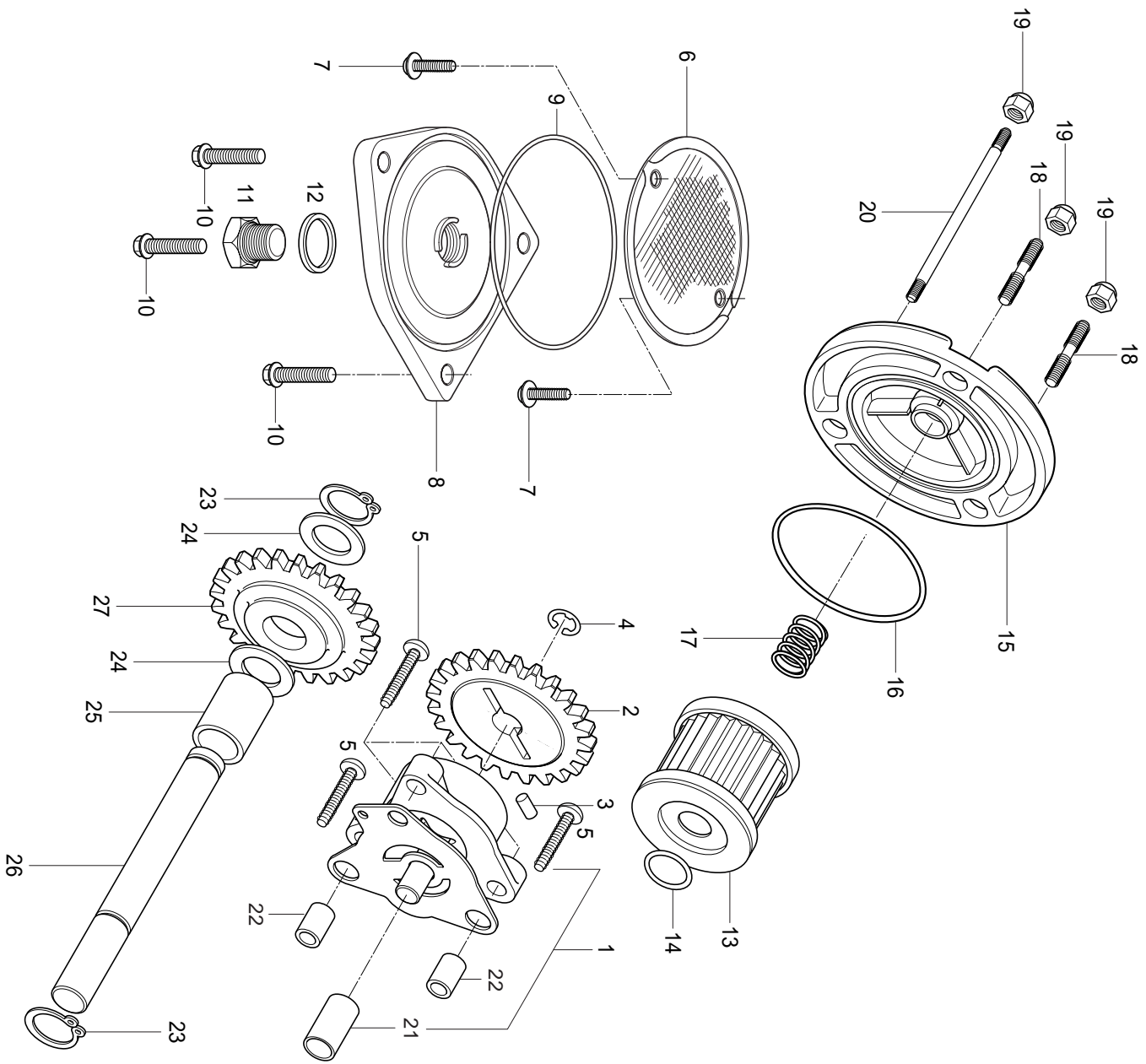
FIG 12



## FIG 12. MUFFLER

REF. NO.	MEU01	PARTS NAME	Q'TY	REMARKS
0	14305HG5150PLH	MUFFLER, ASS'Y	1	
0~1	14305HG5170PLH	MUFFLER, ASS'Y	1	
1	14310HG5105	BODY COMP, muffler front	1	
1~1	14310HG5170PLA	BODY COMP, muffler front	1	KM4MF51A941204507 ~
2	14320HG5105PLH	BODY COMP, muffler rear	1	
2~1	14320HG5170PLA	BODY COMP, muffler rear	1	KM4MF51A941204507 ~
3	14411HG5102	BRACKET, muffler support	1	
4	14160HG5104PLA	PIPE COMP, exhaust rear	1	
5	14150HG5103PLA	PIPE COMP, exhaust front	1	
6	14291HG5101PLA	COVER COMP, exhaust pipe rear	1	
7	14281HG5100PLA	COVER COMP, exhaust pipe front	1	
8	14770HG5101PAM	CONNECTOR COMP, exhaust pipe	3	
9	01137-08358	BOLT, connector exhaust pipe(M8*35)	3	
10	09119H06001	BOLT, muffler cover	8	
11	14292HG5101PLA	COVER, exhaust pipe connector	1	
12	0831-26086	NUT, muffler support	4	
13	01421-08258	STUD BOLT, exhaust pipe(M8*25)	2	
13-1	09139H08044	SCREW, EX PIPE	2	
14	09143H08001	NUT, exhaust pipe	2	
15	14181-46E00	GASKET, exhaust pipe	2	
16	14773HG5100	GASKET, connector exhaust pipe	3	
17	01517-08208	BOLT, muffler support(M*20)	2	

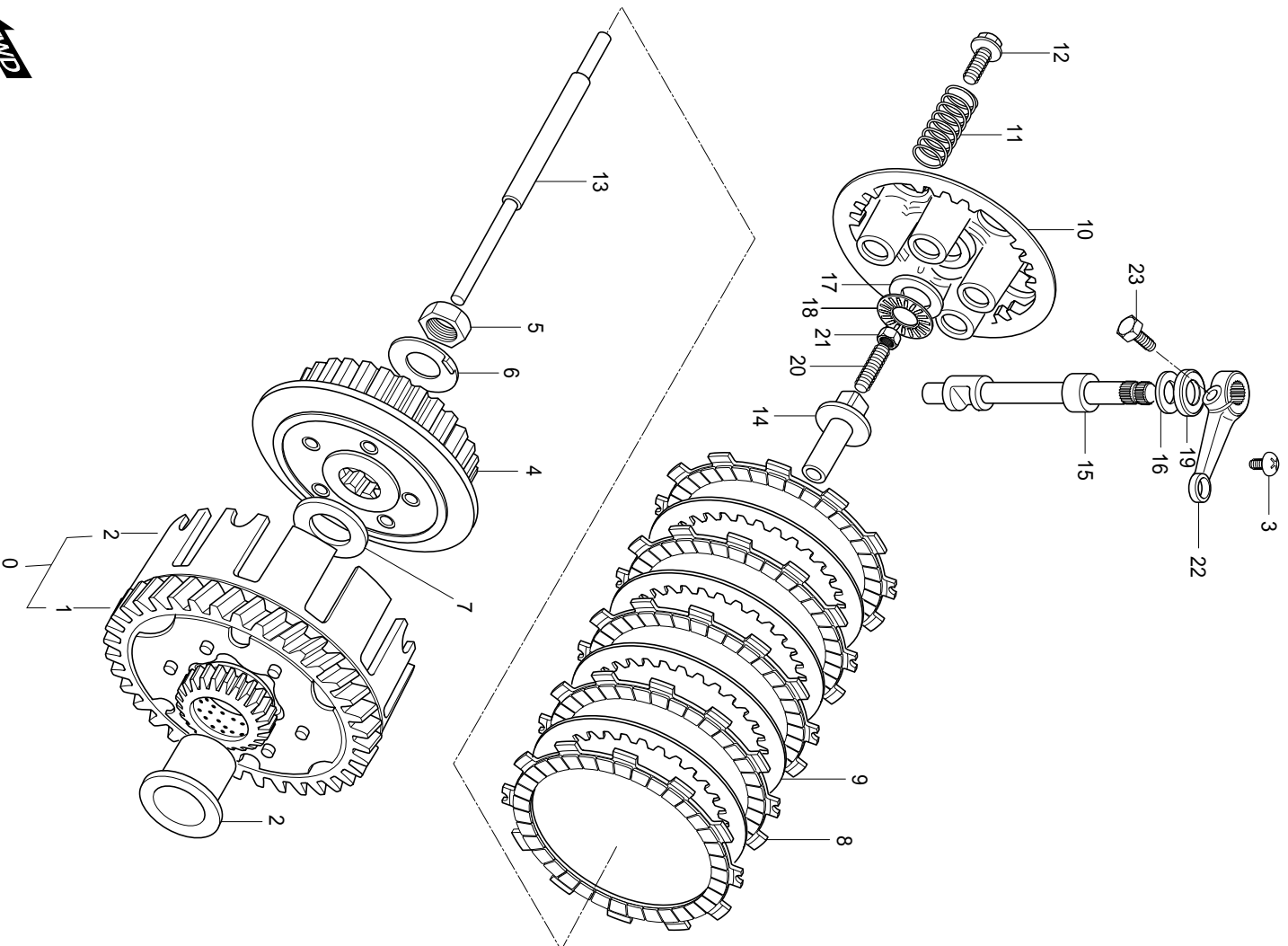
FIG 13



## FIG 13. OIL PUMP

REF. NO.	MEU01	PARTS NAME	Q'TY	REMARKS
1	16400HG5102	PUMP ASSY, oil	1	
2	16331HG5102	GEAR, oil pump driven	1	
3	09261-02001	PIN, oil pump driven gear	1	
4	08332-11069	CIRCLIP, oil pump driven gear	1	
5	02112-06258	SCREW, oil pump(M6*25)	3	
6	16520-05202	STRAINER COMP, engine oil	1	
7	02112-95126	SCREW, engine oil strainer(M5*12)	2	
8	16523-05200	CAP, oil strainer	1	
9	09280-60005	O-RING, strainer cap	1	
10	01547-06208	BOLT, oil strainer cap(M6*20)	3	
11	09247-14002	PLUG, oil drain	1	
12	09168H14003	GASKET, drain plug	1	
13	16510-05240	FILTER COMP, engine oil	1	
14	09280-13004	O-RING, oil filter	1	
15	16512HG5100CR	CAP, oil filter	1	
16	09280-54001	O-RING, oil filter cap	1	
17	09440-18002	SPRING, oil filter cap	1	
18	01421-06128	BOLT, oil filter cap stud(M6*12)	2	
19	08313-11068	NUT, oil filter cap(M6)	3	
20	01421-06658	BOLT, oil filter cap stud(M6*65)	1	
21	16419HG5100	BUSH, oil pump	1	
22	09206-08001	PIN, oil pump knock	2	
23	08331-31109	CIRCLIP,oil pump idle	2	
24	08211-10181	WASHER,oil pump idle gear thrust	2	
25	09180H10022	SPACER, oil pump idle gear	1	
26	16451HG5101	SHAFT, oil pump idle gear	1	
27	16431HG5104	GEAR, oil pump idle	1	

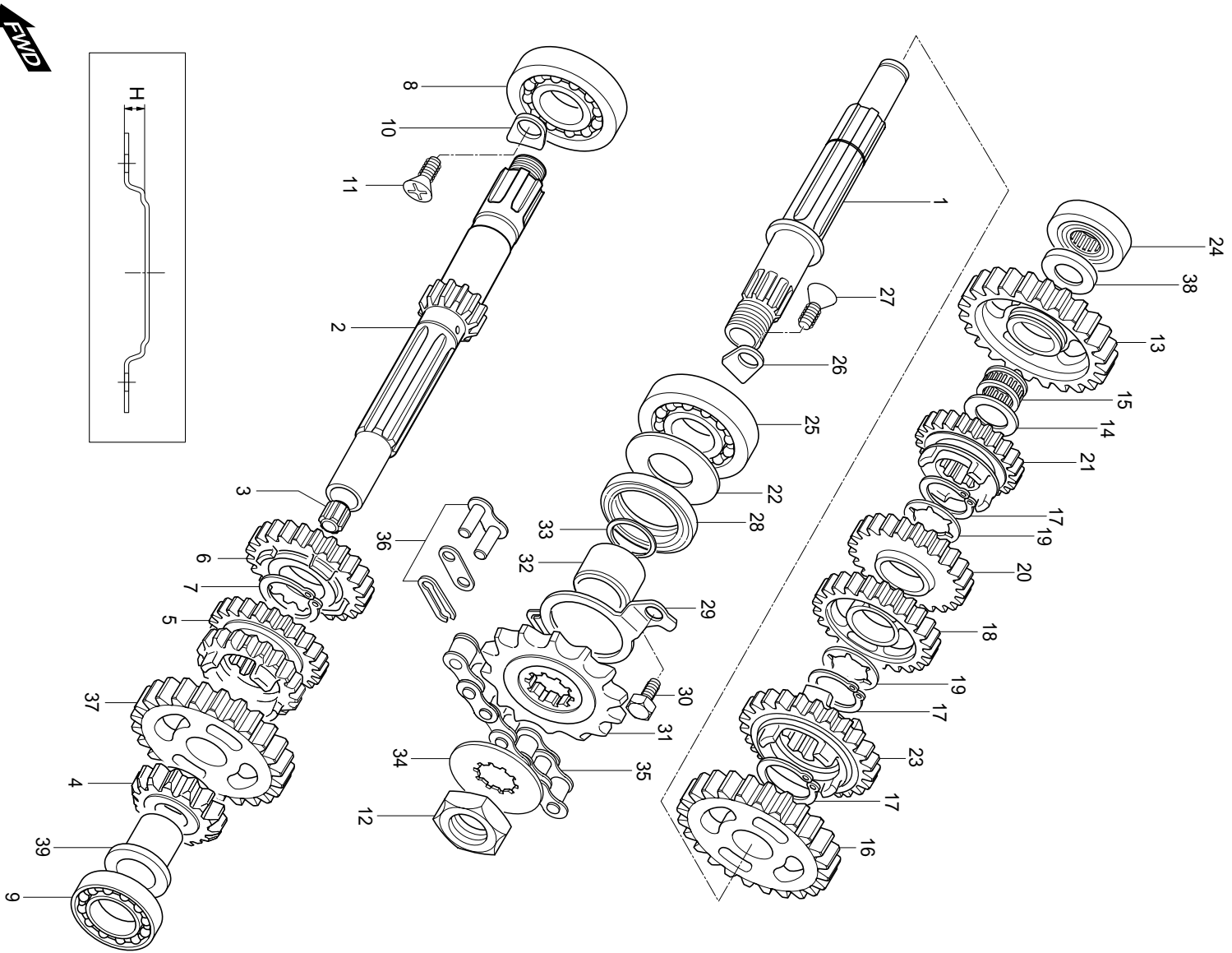
FIG. 14



## FIG 14. CLUTCH ASS'Y

REF. NO.	MEU01	PARTS NAME	Q'TY	REMARKS
0	21200HG5100HPA	GEAR ASS'Y primary driven	1	
1	21210HG5100	GEAR COMP, primary driven	1	
1-1	21221-11C10	HOUSING, clutch	1	
2	21251H13E00	SPACER, primary driven gear	1	
3	02142-06108	STOPPER, clutch release camshaft	1	
4	21411-05200	HYB, clutch sleeve	1	
5	09140-16014	NUT, clutch sleeve hub	1	
6	09169-16003	WASHER, clutch sleeve hub	1	
7	08211-20352	THRUST WASHER, clutch sleeve hub	1	
8	21441-13A01	PLATE, clutch drive	5	
9	21451-28000	PLATE, clutch driven	4	
10	21462-14102	DISK, clutch pressure	1	
11	09440-15014	SPRING, clutch	5	
12	09116-05003	BOLT, clutch spring	5	
13	23110HG5100	ROD, clutch push	1	
14	23121-05200	PIECE, clutch push	1	
15	23122HG5100	CAM SHAFT, clutch release	1	
16	08211-10201	THRUST WASHER, clutch release camshaft	1	
17	09160-15015	THRUST WASHER, clutch release	1	
18	09263H15001	THRUST BEARING, clutch release	1	
19	09282-10007	OIL SEAL, clutch release camshaft(10×20×6)	1	
20	09134-06010	SCREW, clutch release adjuster	1	
21	08310-22068	NUT, clutch release adjuster(M6)	1	
22	23271HJ8250	ARM, clutch release	1	
23	01107-06168	BOLT, clutch release arm(M6*16)	1	

FIG. 15

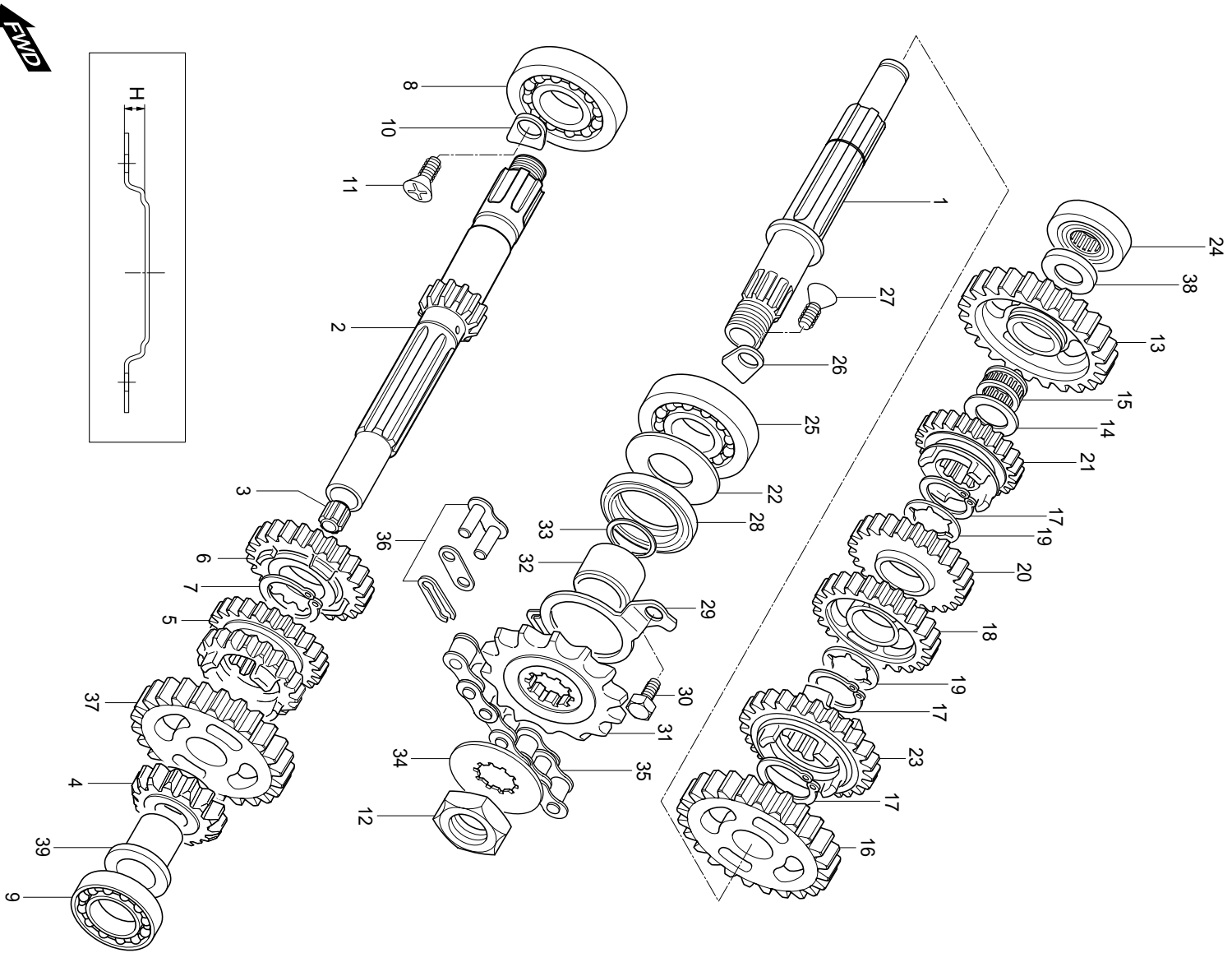


## FIG 15. TRANSMISSION

REF. NO.	MEU01	PARTS NAME	Q'TY	REMARKS
1	24130HG5102	SHAFT COMP, drive	1	
2	24121HG5102	SHAFT, counter	1	
3	24125-38201	BUSH, counter shaft	1	
4	24221HG5100	GEAR, 2nd drive	1	
5	24231HG5100	GEAR, 3rd/4th drive	1	
6	24251-05202	GEAR, 5th drive	1	
7	09380-20009	CIRCLIP, 5th drive gear	1	
8	08110-63040	BEARING, counter shaft R	1	
9	09263H15018	BEARING, counter shaft L	1	
10	24741HG5100	RETAINER, counter shaft bearing	1	
11	02122-06128	SCREW, counter shaft bearing retainer(M6*12)	1	
12	09140-16017	NUT, enginesprocket	1	
13	24311HG5100	GEAR, 1st driven	1	
14	08211-15251	THRUST WASHER, 1st driven gear L	1	
15	09263H15002	BEARING, 1st driven gear	1	
16	24320-29B00	GEAR COMP, 2nd driven	1	
17	09380-20009	CIRCLIP, drive gear	3	
18	24331HG5100	GEAR, 3rd driven	1	
19	09167-20011	THRUST WASHER, 3rd & 4th driven gear	2	
20	24341HG5100	GEAR, 4th driven	1	
21	24351-05201	GEAR, 5th driven	1	
22	24359-05200	WASHER, oil sealing	1	
23	24361HG5102	GEAR, 6th driven	1	
24	09263H15015	BEARING, drive shaft R	1	
25	09262H22016	BEARING, drive shaft L	1	
26	24741HG5100	RETAINER, drive shaft bearing	1	
27	02122-06128	SCREW, drive shaft bearing retainer(M6*12)	1	
28	09283-27010	OIL SEAL, drive shaft	1	
29	24751HG5102	RETAINER, drive shaft oil seal	1	
30	01107-06106	BOLT, drive shaft oil seal retainer(M6*10)	2	



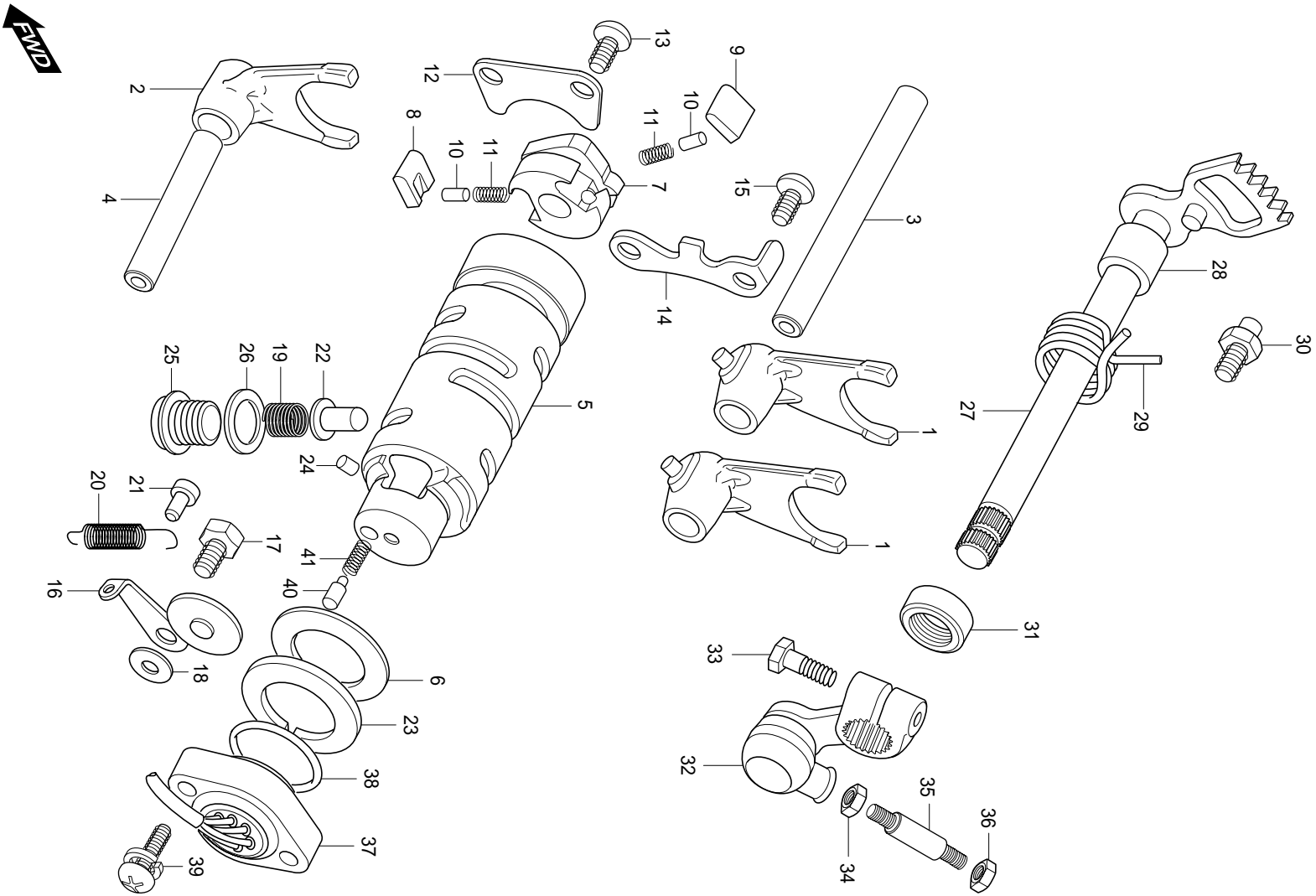
FIG. 15



# FIG 15. TRANSMISSION

REF. NO.	MEU01	PARTS NAME	Q'TY	REMARKS
31	27510H41721	SPROCKET COMP, engine(13T)	1	
32	27531HG5101	SPACER, engine sprocket	1	
33	09280-19005	O-RING, engine sprocket	1	
34	09167-20006	LOCK WASHER, engine sprocket	1	
35	27600HG5150	CHAIN ASS'Y, drive(138L)	1	
36	27620H93B00	JOINT, chain	1	NOT SALE
37	24260HG5100	GEAR, 6th driven	1	
38	09180H15029	SPACER, drive shaft R	1	
39	09180H15031	SPACER, drive shaft L	1	

FIG. 16



## FIG 16. GEAR SHIFTING

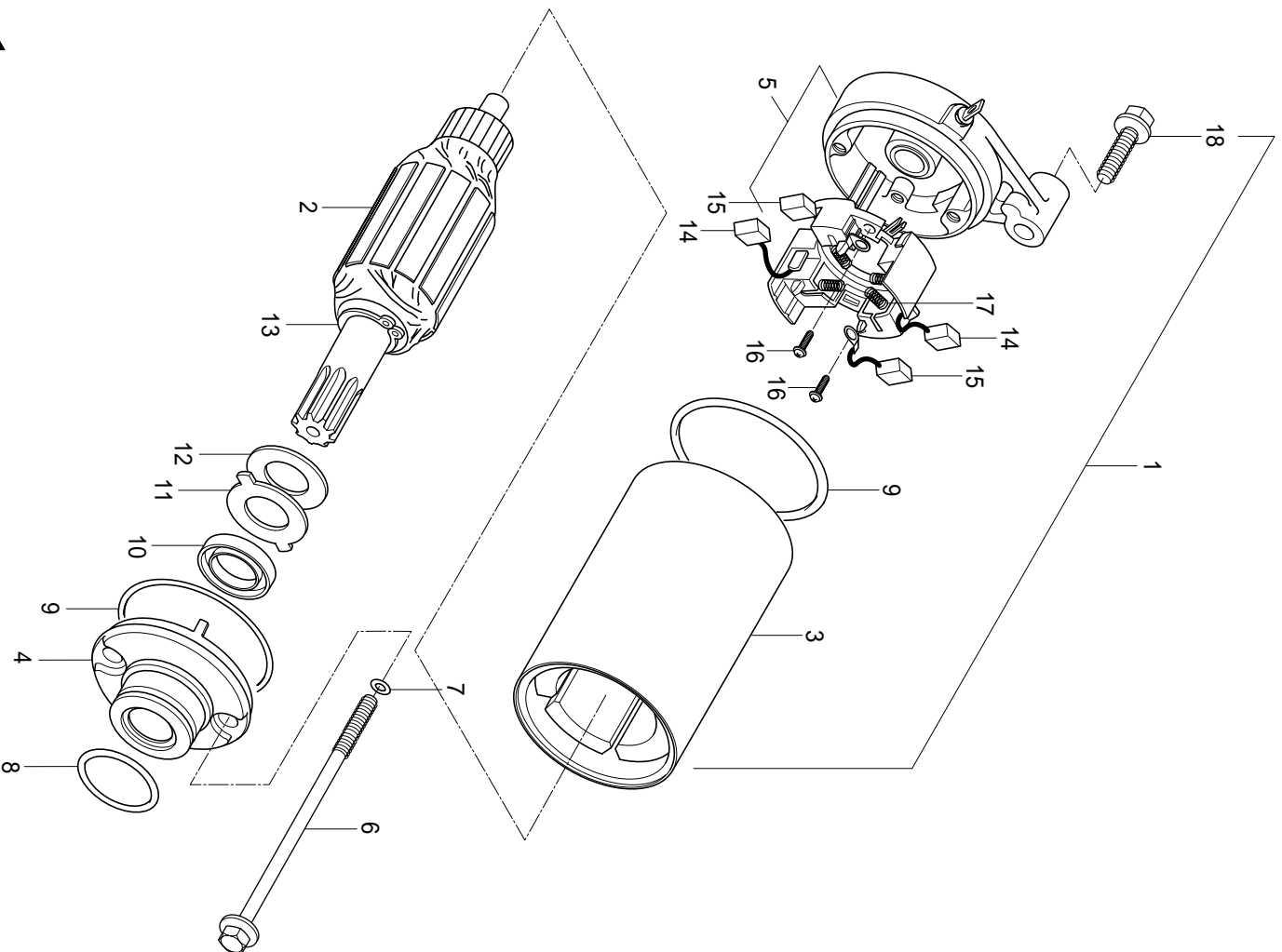
REF. NO.	MEU01	PARTS NAME	Q'TY	REMARKS
1	25211-05200	FORK, gear shift NO.1	2	
2	25231-05201	FORK, gear shift NO.2	1	
3	25411-05201	SHAFT, gear shift fork NO.1	1	
4	25421-35403	SHAFT, gear shift fork NO.2	1	
5	25310HG5120	CAM COMP, gear shift	1	
6	08211-25401	WASHER, gear shift cam	1	
7	25322-31301	GEAR, gear shift cam driven	1	
8	25323-34201	PAWL, gear shift NO.1	1	
9	25324-34201	PAWL, gear shift NO.2	1	
10	09261-05003	PIN, gear shift pawl click	2	
11	09440-04003	SPRING, gear shift pawl return	2	
12	25331-30000	LIFTER, gear shift cam	1	
13	02122-06128	SCREW, gear shift pawl(M6*12)	2	
14	25341HG5100	GUIDE, gear shift cam	1	
15	02122-06128	SCREW, gear shift pawl lifter(M*12)	2	
16	25350HG5100	STOPPER COMP, gear shift cam	1	
17	09111-06019	BOLT, gear shift cam stopper	1	
18	08211-06141	WASHER, gear shift cam stopper	1	
19	09440H11020	SPRING, gear shift cam stopper arm	1	
20	09443H08044	SPRING, gear shift cam stopper arm	1	
21	09223-04001	HOOK, gear shift shaft spring	1	
22	25351-30010	STOPPER, gear shift cam neutral	1	
23	25381-45400	PLATE, gear shift cam stopper	1	
24	04221-04069	PIN, gear shift cam stopper plate	1	
25	09247-14026	PLUG, gear shift cam stopper	1	
26	09168H14003	WASHER, gear shift cam stopper plug	1	
27	25510HG5101	SHAFT COMP, gear shift	1	
28	09180-12068	SPACER, gear shift shaft	1	
29	09444-26013	SPRING, gear shift shaft return	1	
30	25671-01000	SPOPPER, gear shift arm	1	



## FIG 16. GEAR SHIFTING

REF. NO.	MEU01	PARTS NAME	Q'TY	REMARKS
31	09285-12002	OIL SEAL, gear shift shaft	1	
32	25520-32C00	ARM COMP, gear shift link	1	
33	01107-06208	BOLT, gear shift link arm	1	
34	08310-11068	NUT, gear shift link rod R(m6)	1	
35	25525HG5102	ROD, gear shift link	1	
36	09140-06011	NUT, gear shift link rod L	1	
37	37720HG5151	SWITCH ASSY, gear shift	1	
38	09280-26003	O-RING, gear shift switch	1	
39	02112-35168	SCREW, gear shift switch(M5*20)	2	~ KM4MF51A241204508
39~1	02112-95208	SCREW, gear shift switch(M5*20)	2	KM4MF51A241204509 ~
40	09209-05011	CONTACT, gear shift switch	1	
41	09440-04010	SPRING, gear shift switch contact	1	

FIG. 17



## FIG 17. STARTING MOTOR

REF. NO.	MEU01	PARTS NAME	Q'TY	REMARKS
1	31100HG5100	MOTOR ASSY, starting	1	
2	31310-11A10	ARMATURE ASS'Y, starting	1	
3	31100-05320	YOKE ASSY, starter	1	
4	31150-42A01	HOUSING ASSY, starter	1	
5	31175HG5100	FRAME ASS'Y, commutator	1	NOT SALE
6	31281-32C10	BOLT, through	2	
7	31156-38300	O-RING	2	
8	09280-24001	O-RING	1	
9	31264-35C10	O-RING	2	
10	31153-49210	SEAL, oil	1	
11	31361-32C00	PLATE, lock	1	
12	31361-38300	WASHER, plater lock	1	
13	31361-10200	RING, shaft snap	1	
14	31132-32C10	BRUSH SUB-ASSY, starter	2	
15	31131-32C20	BRUSH, starter	2	
16	31114-32C10	SCREW	2	
17	31135-32C10	SPRING, compression coil	4	
18	01547-06308	BOLT, starting motor(M6*30)	2	



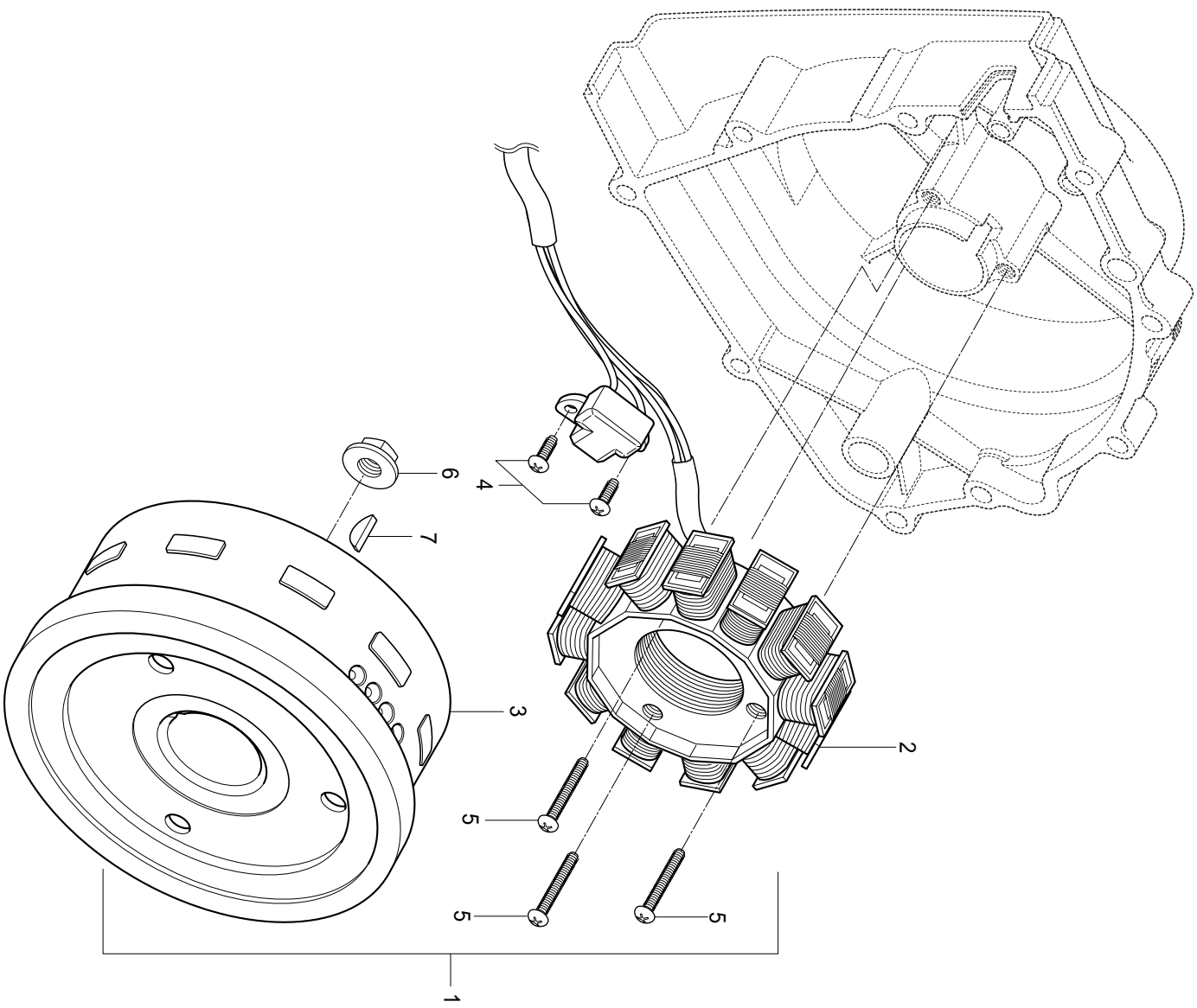
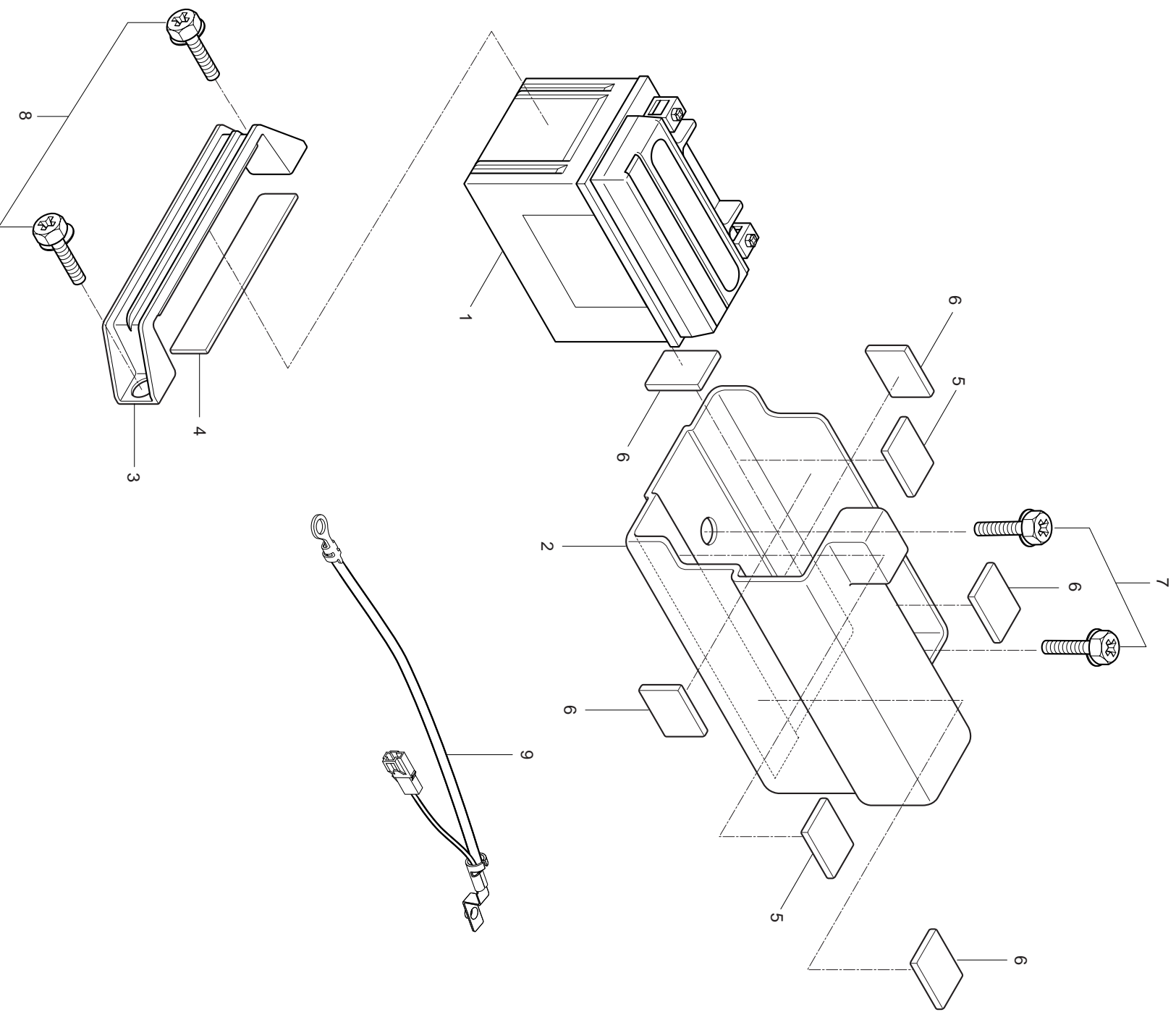


FIG 18

## FIG 18. MAGNETO ASS'Y

REF. NO.	MEU01	PARTS NAME	Q'TY	REMARKS
1	32100HG5100	MAGNETO ASS'Y	1	
2	32101HG5100	STATOR ASS'Y	1	
3	32102HG5100	ROTOR, fly wheel	1	
4	02112-05128	SCREW, pick-up coil(M5*12)	2	
5	02112-05258	SCREW, magneto stator(M5*25)	3	
6	08316-26108	NUT, magneto fly wheel(M10)	1	
7	08341-31039	KEY, magneto	1	

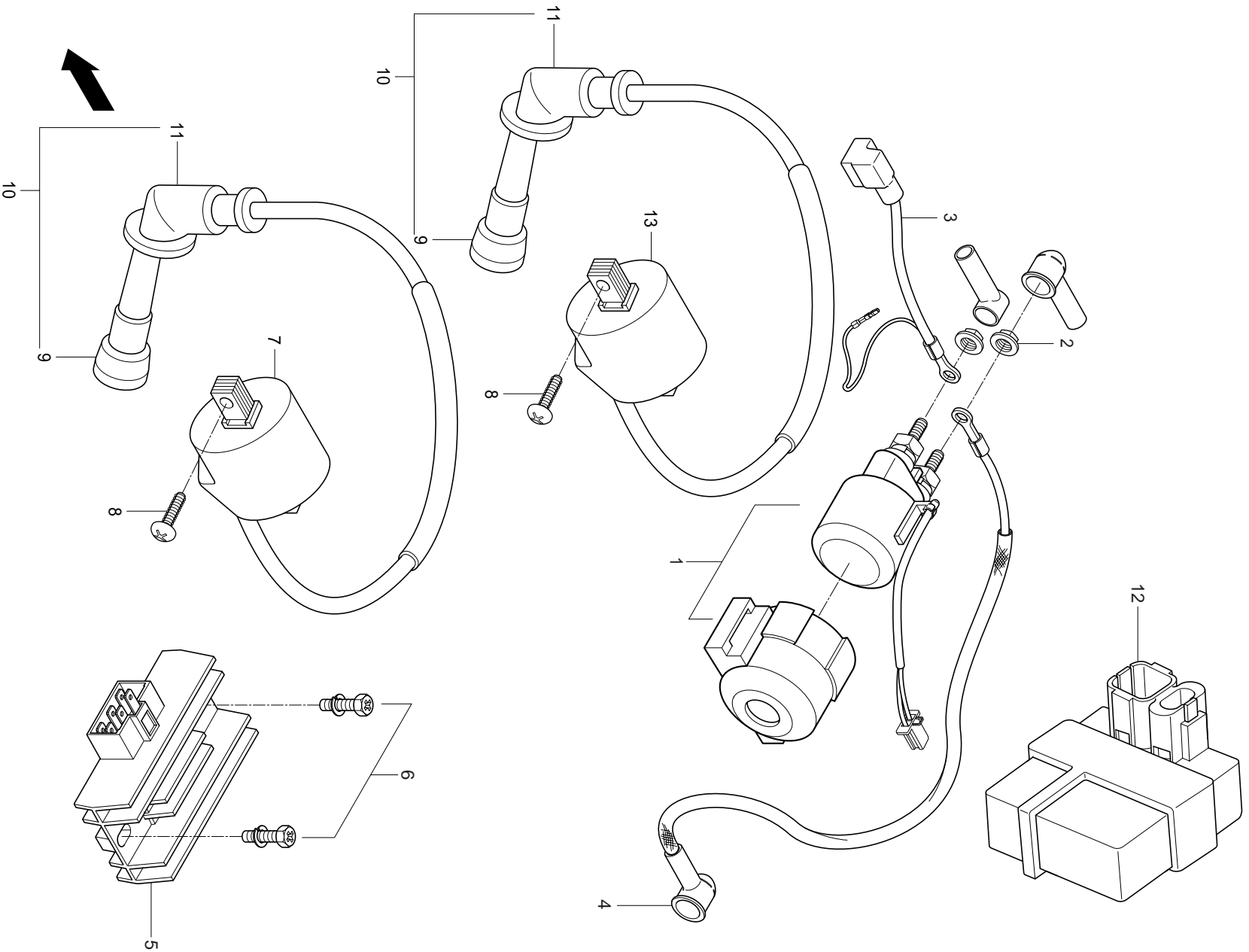
FIG 19



## FIG 19. BATTERY

REF. NO.	MEU01	PARTS NAME	Q'TY	REMARKS
1	33610HL8200	BATTERY ASS'Y	1	~ KM4MF51A041204589
1~1	33610HG5100	BATTERY ASS'Y	1	KM4MF51A041204590 ~
2	41541HG5104	HOLDER, battery	1	
3	41542HG5102	BAND, battery holder	1	
4	33652-29100	CUSHION, battery holder band	1	
5	46416HE6100	CUSHION, battery holder No.1	2	
6	33652-01A10	CUSHION, battery holder No.2	3	
7	02142-06166	BOLT, battery holder(M6*16)	2	
8	09128-06039	BOLT, battery holder band(M6*16)	2	
9	33860HL8200	LEAD WIRE, battery minus	1	

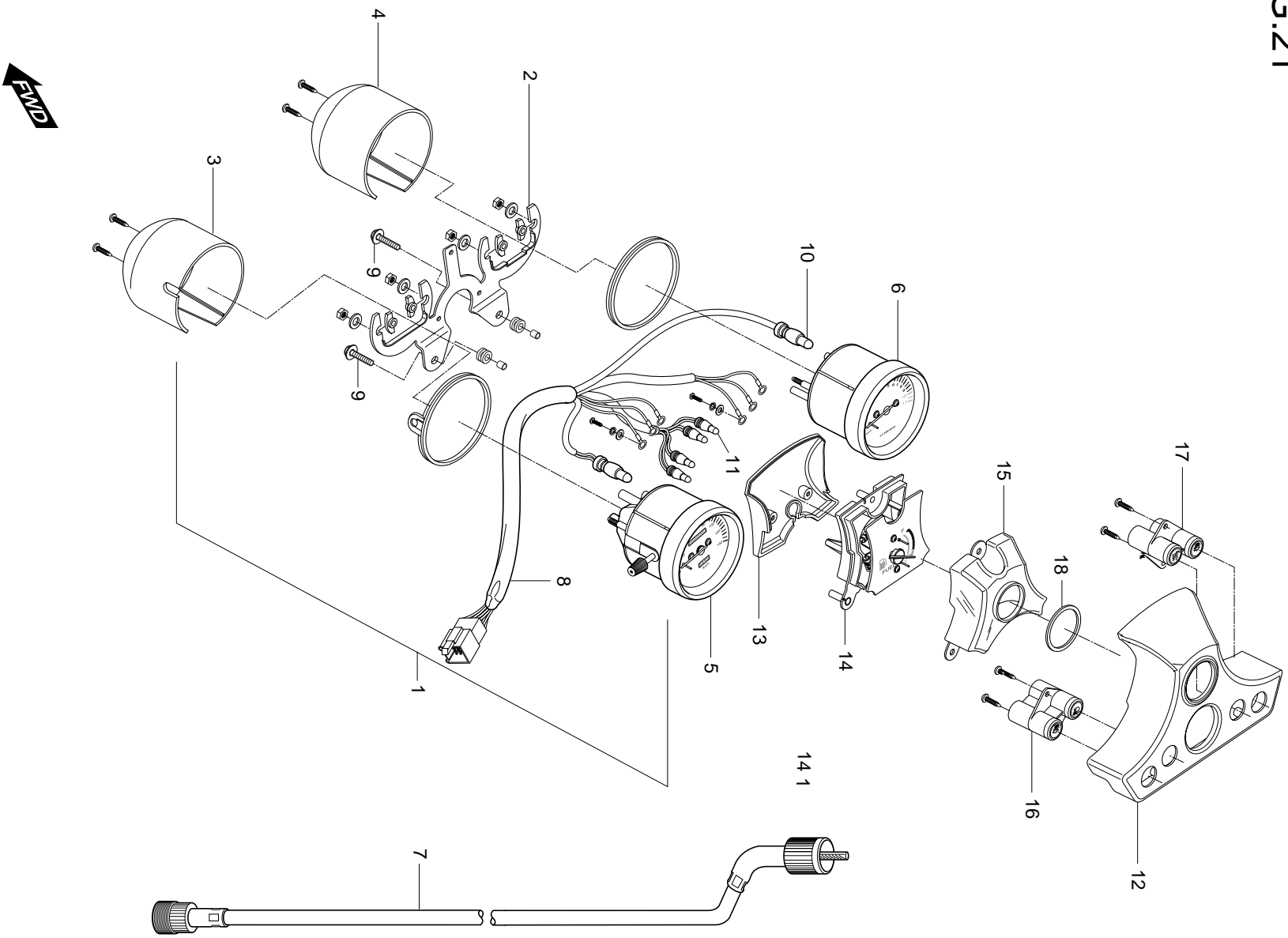
FIG.20



## FIG 20. ELECTRICAL

REF. NO.	MEU01	PARTS NAME	Q'TY	REMARKS
1	31800HG5100	RELAY ASSY, startihg motor	1	
2	08316-26066	NUT, startihg motor relay teminal(M6)	2	
3	33840HL8200	LEAD WIRE, battery plus	1	
4	33850H93B01	LEAD WIRE, starter motor	1	
5	32800H01413	RECTIFIER regulator ass'y	1	
6	09128-06035	BOLT, rectifier	2	
7	33410HG5100	COIL ASS'Y, ignition front	1	
8	09128H06052	BOLT, ignition coil	4	
9	33541-23E01	SEAL, spark plug	2	
10	33510-05C01	CAP, spark plug	2	
11	33542-24D00	SEAL, high tention cord	2	
12	32900HG5153	C.D.I UNIT	1	
13	33430HG5100	COIL ASS'Y, ignition rear	1	

FIG.21

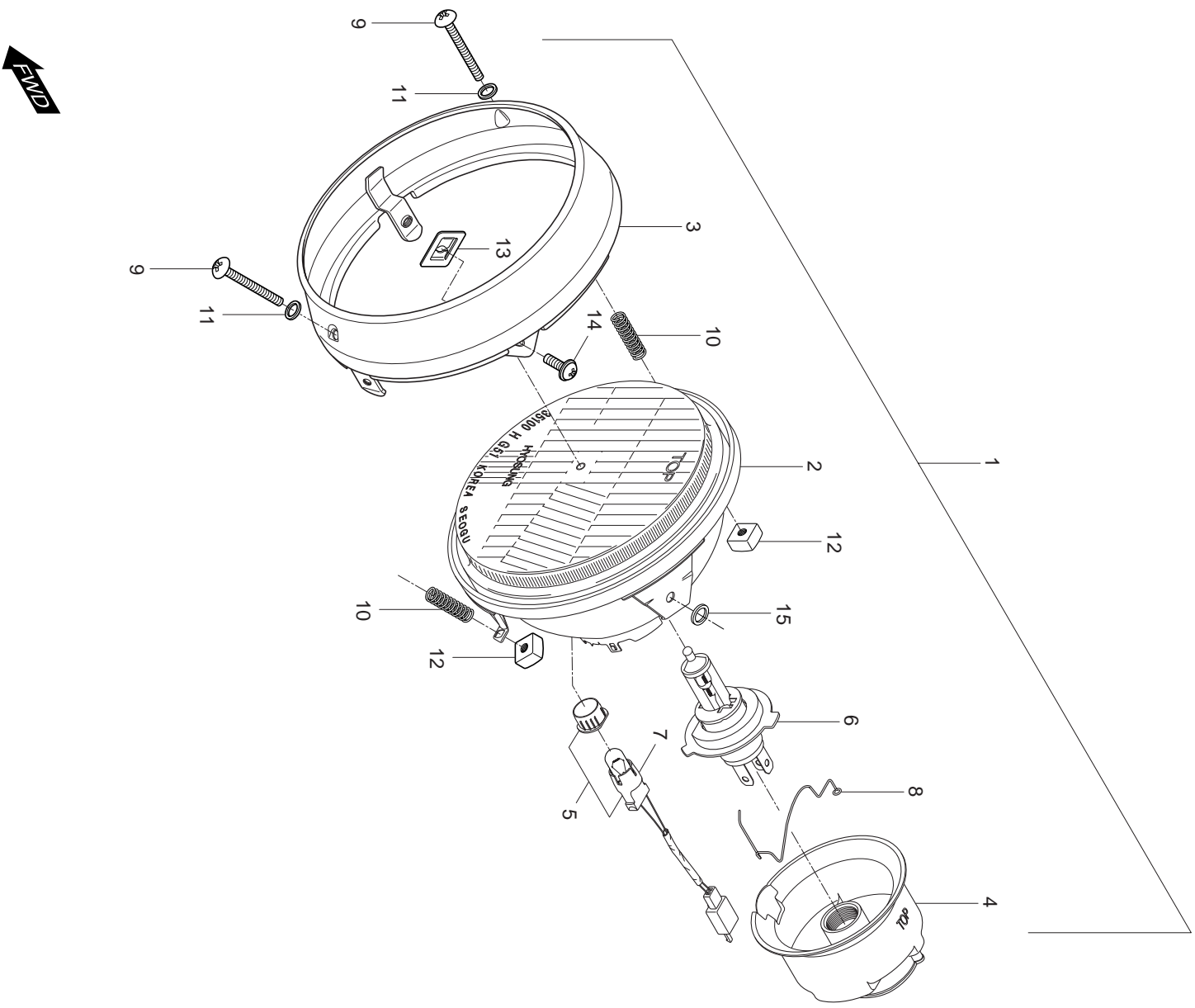


## FIG 21. SPEEDOMETER ASS'Y

REF. NO.	MEU01	PARTS NAME	Q'TY	REMARKS
1	34100HG5150	SPEEDOMETER ASS'Y	1	
2	34950HG5100	BRACKET	1	
3	34105H93B00	LOWER CASE, speedometer	1	
4	34106H93B00	LOWER CASE, tachometer	1	
5	34110HG5100	SPEEDOMETER	1	
6	34120HG5100	TACHOMETER	1	
7	34910HG5103	CABLE ASS'Y, speedometer	1	
8	34117HG5100	WIRING ASS'Y, speedometer	1	
9	09116-06010	BOLT, speedometer bracket	2	
10	09471-12128	BULB(12V 1.7W)T10	2	
11	09471-12077	BULB(12V 1.7W) T6.5	4	
12	39110HG5100	INDICATOR LAMP, upper	1	
13	39120HG5100	INDICATOR LAMP, lower	1	NOT SALE
14	34136HG5100	COVER, fuel meter	1	NOT SALE
14-1	34130HG5100	FUEL METER ASS'Y	1	
15	34135HG5100	LENS, fuel meter	1	NOT SALE
16	34320HG5100	LAMP, housing LH	1	
17	34310HG5100	LAMP, housing RH	1	
18	34350HG5100	PACKING, fuel meter	1	NOT SALE



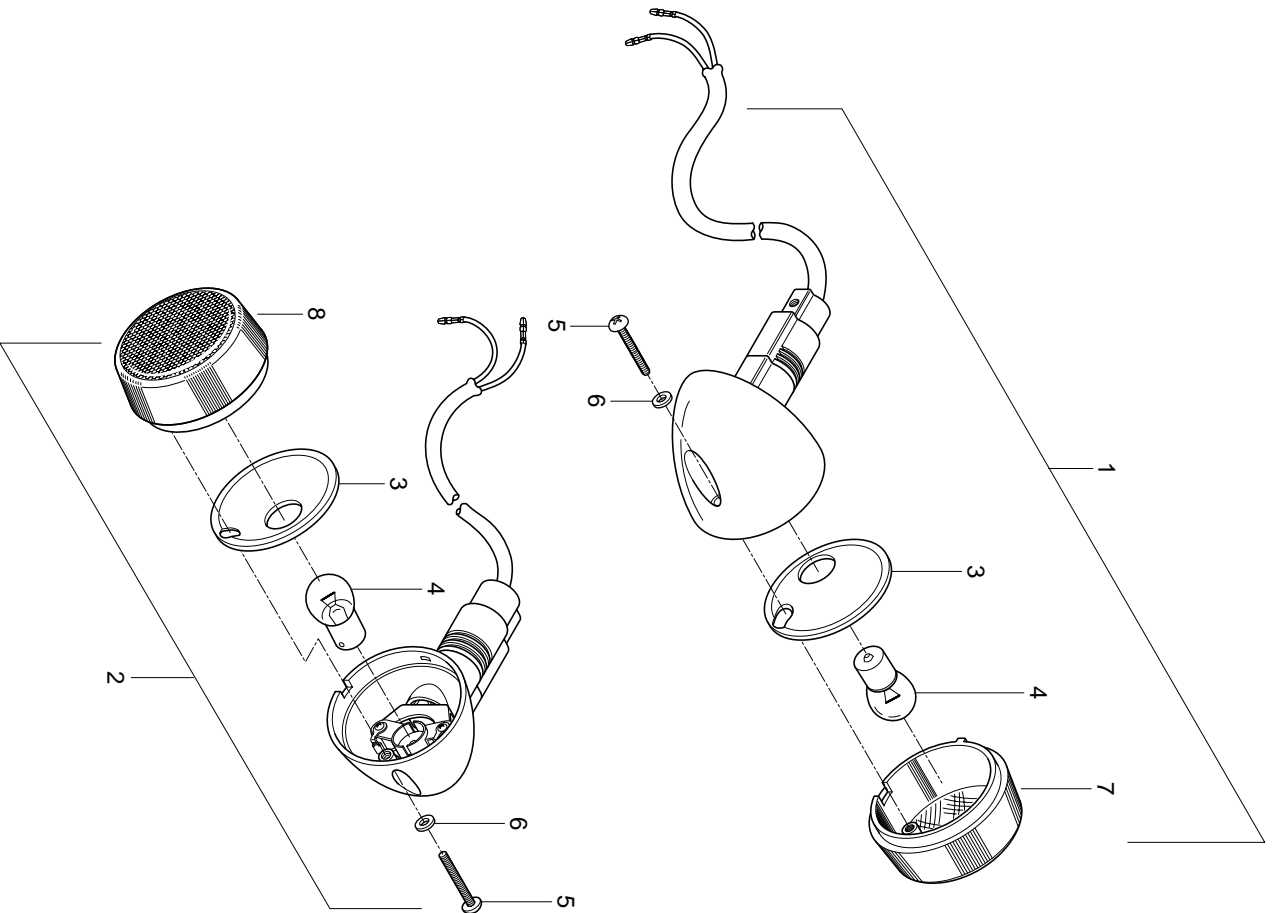
FIG.22



## FIG 22. HEAD LAMP

REF. NO.	MEU01	PARTS NAME	Q'TY	REMARKS
1	35100HM8151	HEAD LAMP ASS'Y	1	
1~1	35100HM8152	HEAD LAMP ASS'Y		
2	35120HG5100	REFLECTOR, headlamp	1	
3	35111HG5100	RIM, headlamp	1	
4	35173H93B00	DUST COVER	1	
5	35160HE8320	CORD COMP, front position lamp	1	
6	09471-12100	BULB, head lamp(12V 35/35W)	1	
7	09471-12210	BULB, front position lamp(12V 5W)	1	
8	35175H93B00	SPRING, bulb socket	1	
9	35151HG5800	SCREW, aiming	2	
10	35154-48510	SPRING, aiming	2	
11	35128H93B00	WASHER, aiming	2	
12	35152-48510	AIMMING, aiming	2	
13	35135-12610	SPACER, aiming nut	1	
14	02112-05088	SCREW, aiming(M5*8)	2	
15	35136HG5800	WASHER, aiming	2	

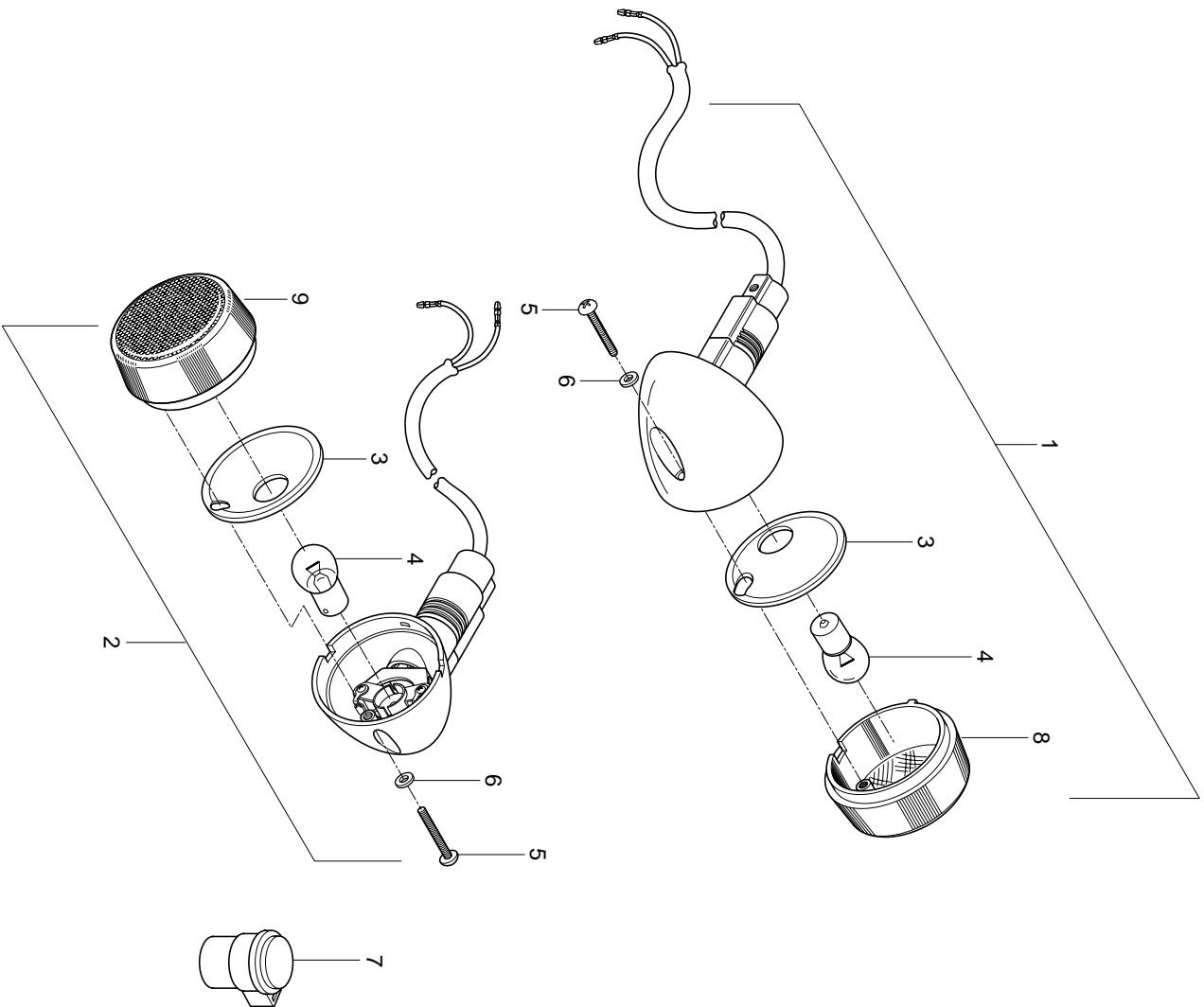
FIG.23



## FIG 23. FRONT TURNSIGNAL LAMP

REF. NO.	MEU01	PARTS NAME	Q'TY	REMARKS
1	35601HJ8261	LAMP, front turnsignal R	1	
2	35602HJ8261	LAMP, front turn signal L	1	
3	35614HJ8250	.REFLECTOR	2	
4	09471-12003	.BULB(12V, 10W)	2	
5	02142-05128	SCREW,turnsignal lamp (M5×12)	2	
6	35609H93B00	.VINYL WASHER	2	
7	35612HJ8250	.LENS, front turnsignal R	1	
8	35632HJ8250	.LENS, front turn signal L	1	

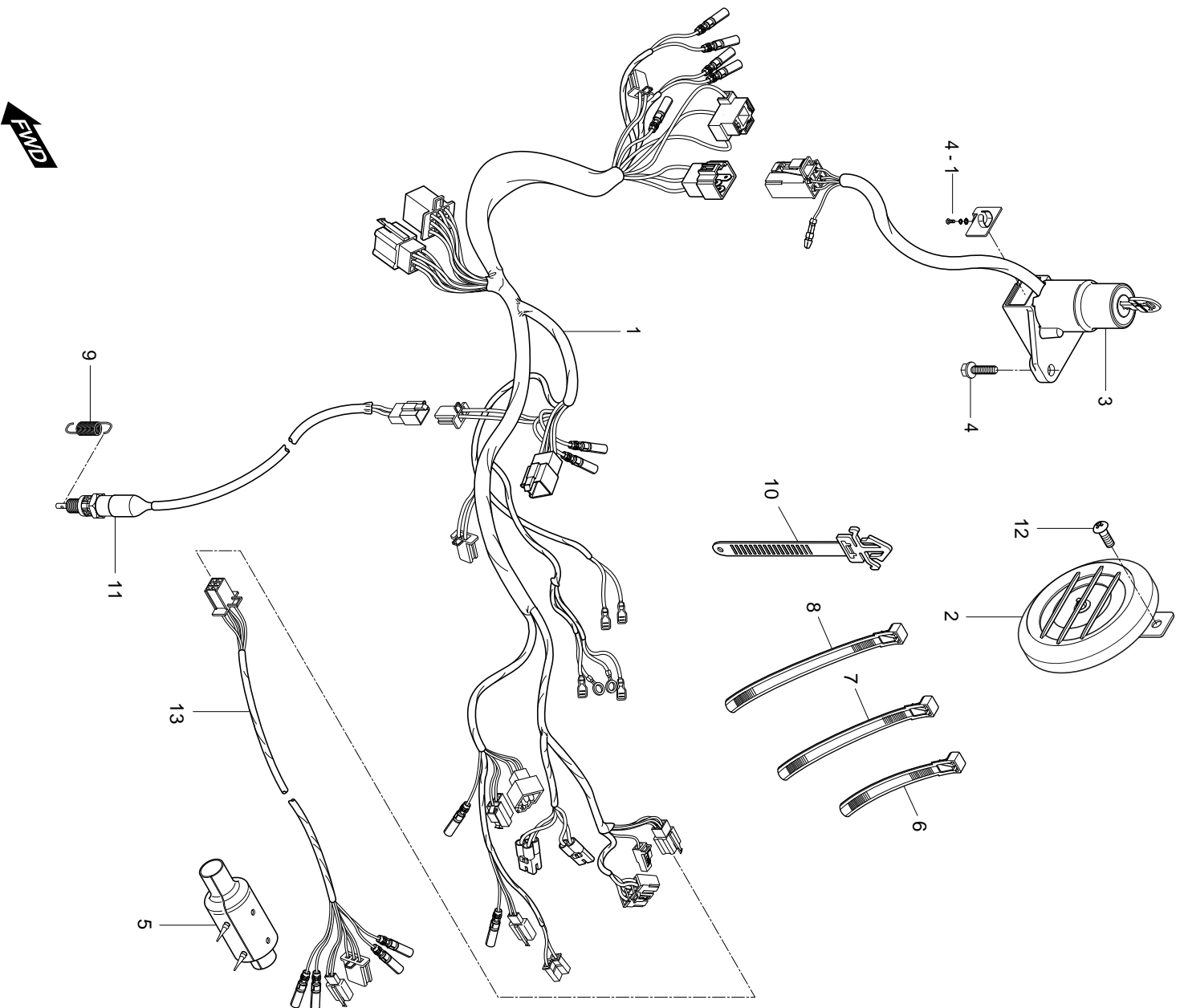
FIG. 24



# FIG 24. REAR TURNSIGNAL LAMP

REF. NO.	MEU01	PARTS NAME	Q'TY	REMARKS
1	35603HJ8251	LAMP, rear turnsignal R	1	
2	35604HJ8251	LAMP, rear turnsignal L	1	
3	35614HJ8200	.REFLECTOR	2	
4	09471-12003	.BULB(12V, 10W)	2	
5	02142-05128	SCREW,turnsignal lamp (M5×12)	2	
6	35609H93B00	.VINYL WASHER	2	
7	38610H09411	RELAY ASSY, turnsignal	1	
8	35632HJ8250	.LENS, rear turnsignal R	1	
9	35612HJ8250	.LENS, rear turnsignal L	1	

FIG.25

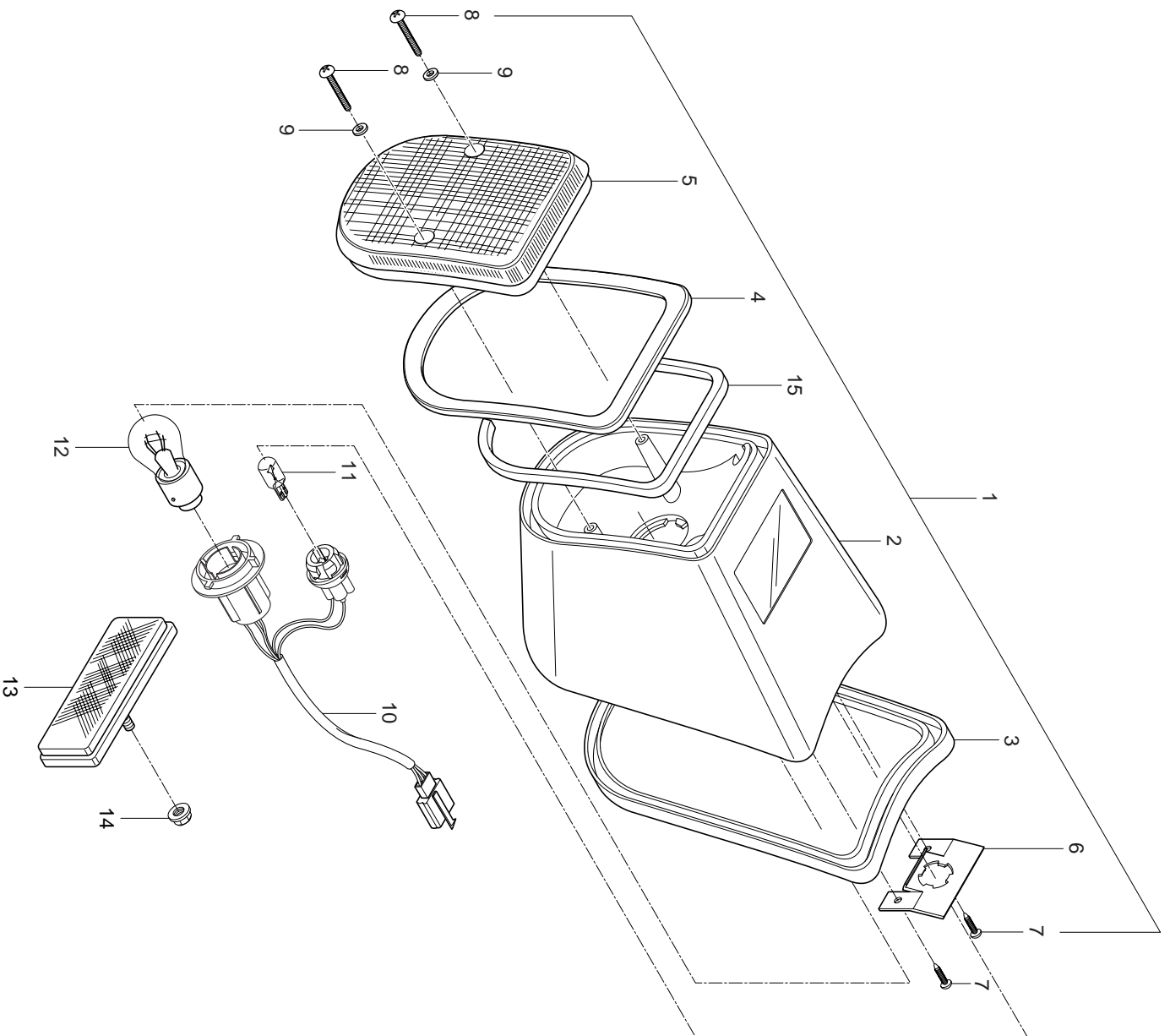


## FIG 25. WIRING HARNESS

REF. NO.	MEU01	PARTS NAME	Q'TY	REMARKS
1	36610HG5152	HARNES WIRING	1	
2	38500HM8101	HORN ASS'Y	1	
3	37000HG5130	LOCK ASSY, steering	1	
4	01517-06166	BOLT, steering lock(M6*16)	1	
4-1	09139H06016	SCREW, steering lock	1	
5	36618-30610	TUBE, magneto lead wire	1	
6	09407-20406	CLAMP, wiring harness	5	
7	09407-11401	CLAMP, wiring harness	2	
8	09407-22402	CLAMP, wiring harness	6	
9	09443-06006	SPRING	1	
10	09407-14408	CLAMP, wiring harness	2	
11	37740H93B00	SWITCH ASS'Y, brake lamp	1	
12	02112-36128	SCREW, horn(M6*12)	1	
13	36670HJ8201	LEAD WIRE, rear combi	1	



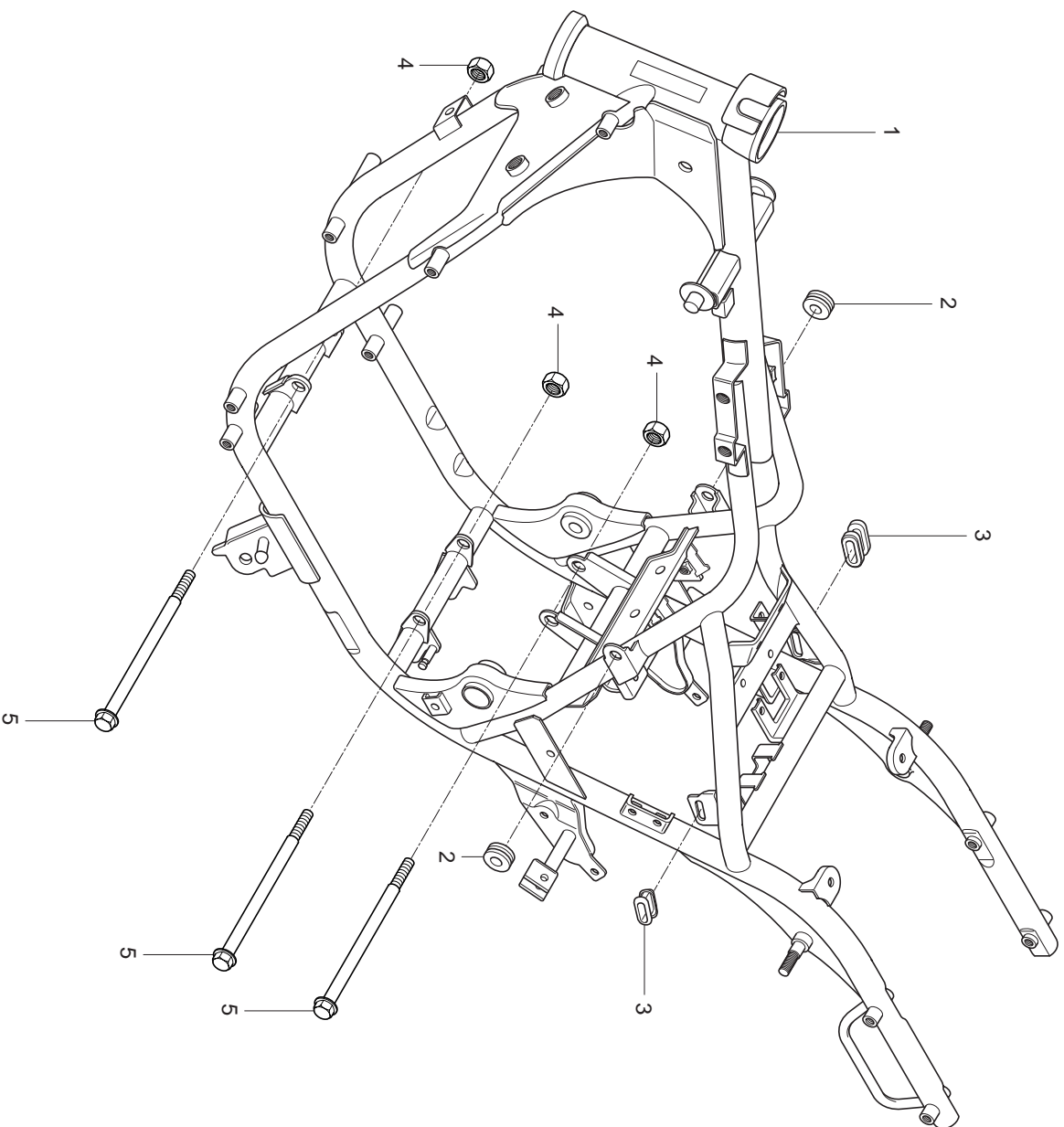
FIG.26



## FIG 26. REAR COMBINATION

REF. NO.	MEU01	PARTS NAME	Q'TY	REMARKS
1	35710HJ8251	LAMP ASS'Y, rear combi	1	
2	35720HJ8200	.REFLECTOR,housing	1	
3	35718HJ8200	.RUBBER,housing	1	
4	35716HJ8200	.BRACKET,reflector	1	
5	35712HJ8250	.LENS, tail & stop	1	
6	35927HJ8200	.BRACKET,license	1	
7	03211-04126	.SCREW, reflector(M4*12)	2	
8	03211-04206	.SCREW,lens(M4*20)	2	
9	35609H93B00	.VINYL WASHER	2	
10	35760HJ8200	.SOCKET ASS'Y	1	
11	09471-12210	.BULB, license lamp (12V 5W)	1	
12	09471-12046	.BULB,tail & stop(12V 21/5W)	1	
13	35970-24063	REFLEX REFLECTOR ASS'Y, rear	1	
14	08316-26055	NUT, rear frflex reflector(M5)	1	
15	35722HJ8200	.SPONGE,tail & stop	1	

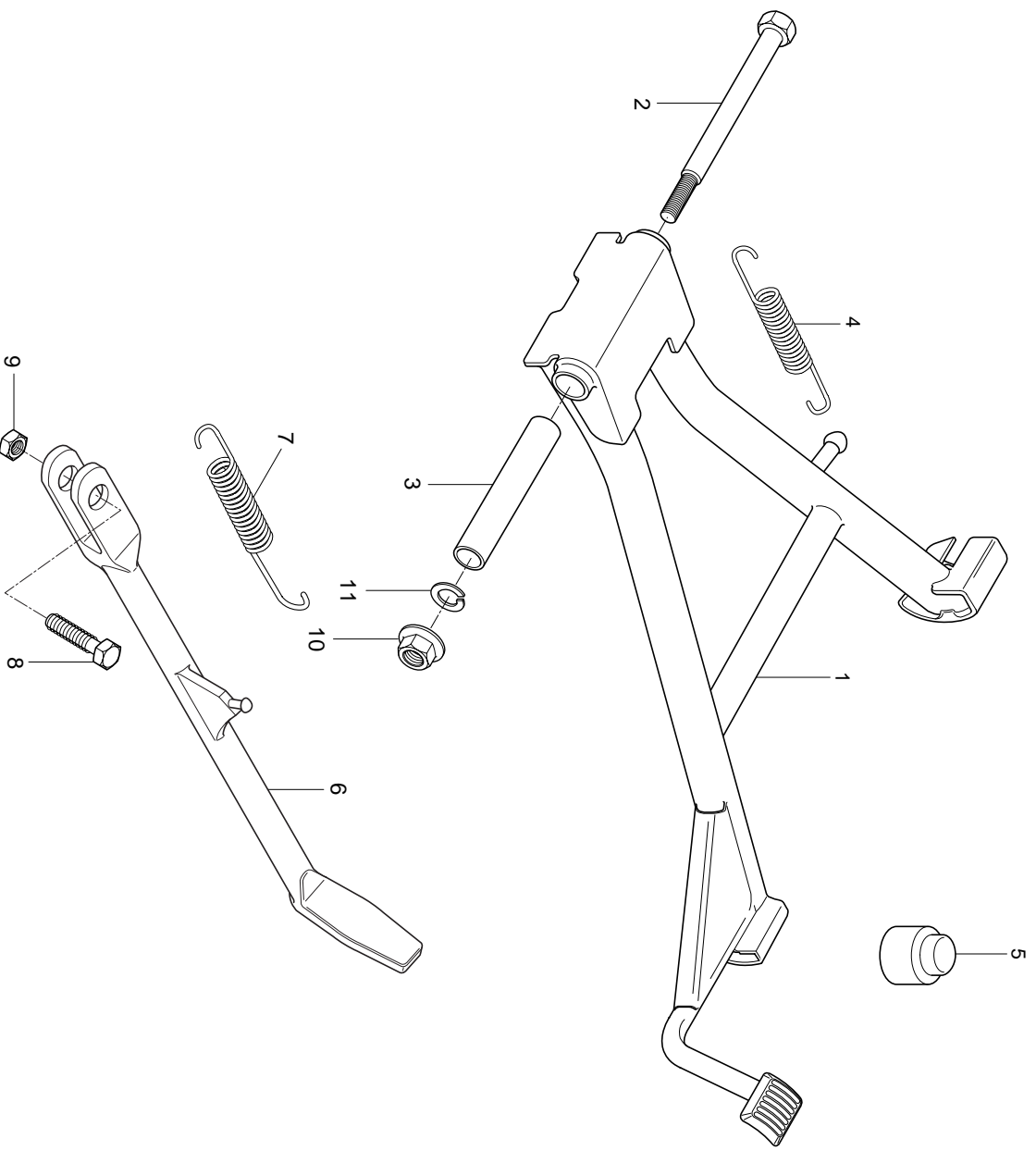
FIG 27



## FIG 27. FRAME

REF. NO.	MEU01	PARTS NAME	Q`TY	REMARKS
1	41100HG5163PAM	FRAME COMP	1	
2	09320-08018	CUSHION, frame & side cover	2	
3	09320H06002	CUSHION, frame & side cover	2	
4	08319-31106	NUT, frame & engine(M10)	3	
5	09103H10022	BOLT, frame & engine(L=110)	3	

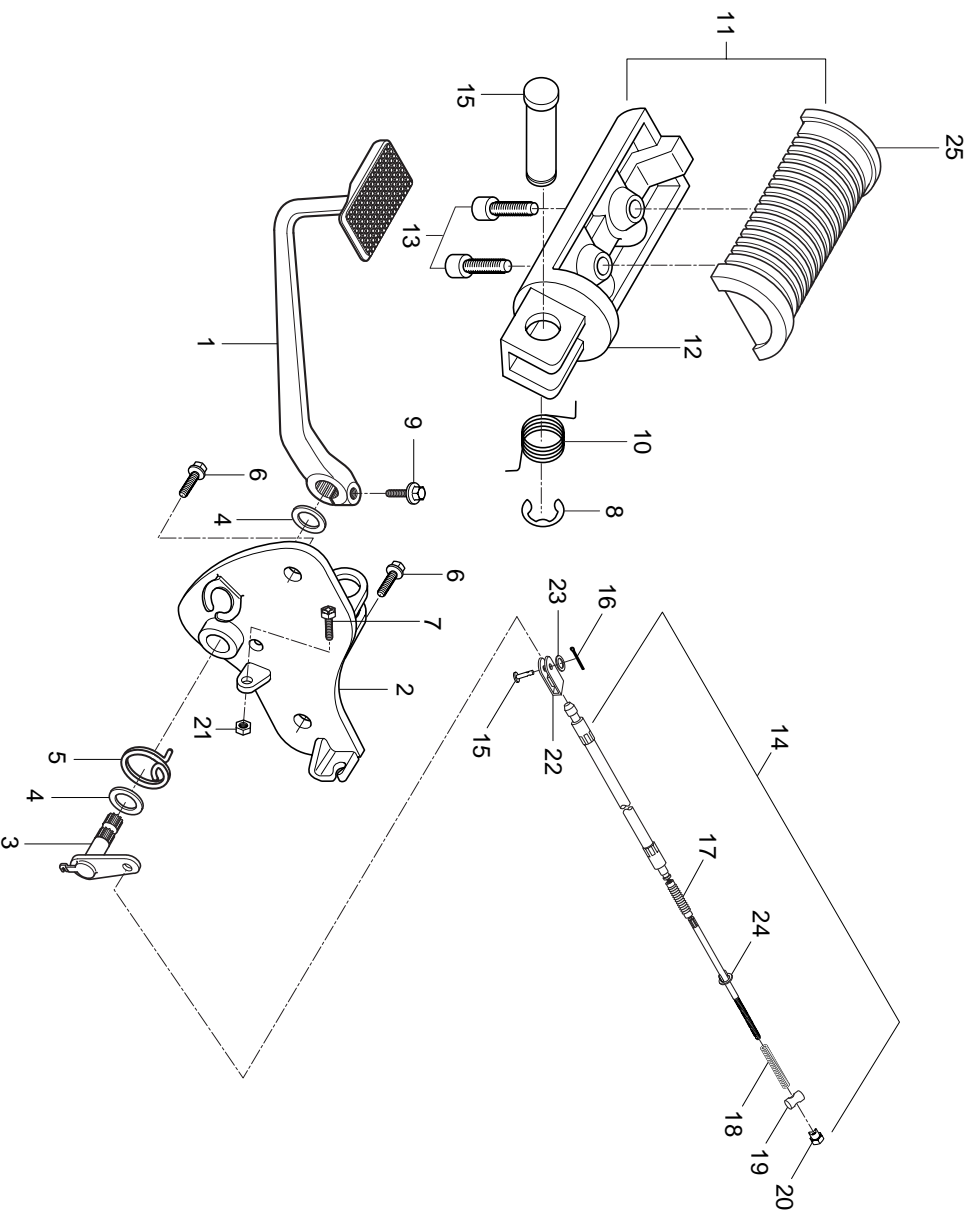
FIG.28



## FIG 28. CENTER STAND

REF. NO.	MEU01	PARTS NAME	Q'TY	REMARKS
1	42100HG5102	STAND COMP, center	1	
2	09103H10022	BOLT, center stand(L=110)	1	
3	42191-35C00	SPACER, center stand	1	
4	09443-17015	SPRING, center stand	1	
5	09321-10001	CUSHION, muffler & center stand	1	
6	42310HJ8250PLA	STAND COMP, prop	1	
7	09443-06001	SPRING, prop stand inner	1	
8	09100-10031	BOLT, prop stand(M10*30)	1	
9	08313-11107	NUT, prop stand(M10)	1	
10	08316-26106	NUT, center stand(M10)	1	
11	08321-31108	LOCK WASHER, center stand	1	

FIG.29

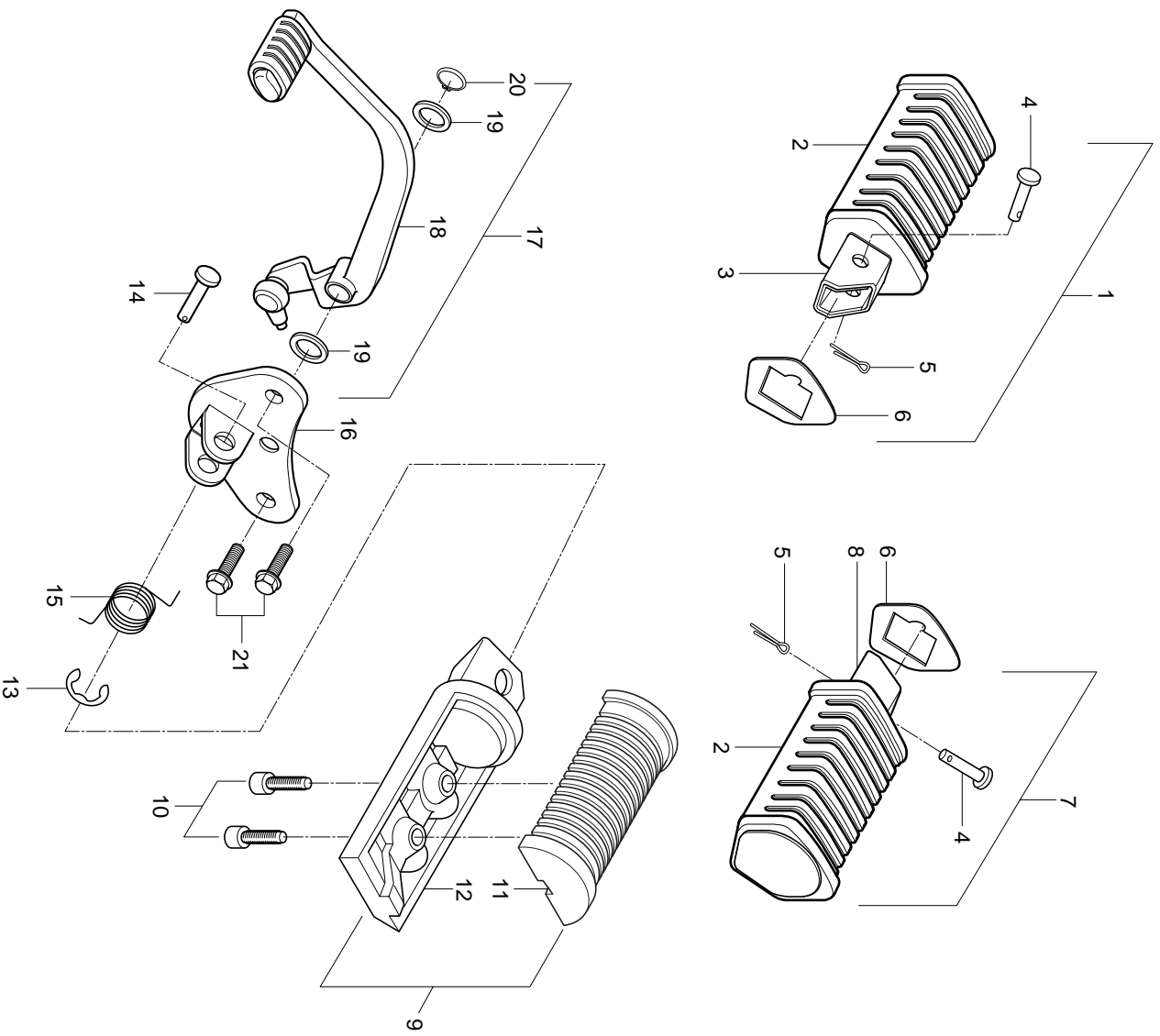


## FIG 29. REAR BRAKE

REF. NO.	MEU01	PARTS NAME	Q'TY	REMARKS
1	43110HD6301PLA	PEDAL COMP, brake	1	
2	43510HG5102PLA	BRACKET COMP, front footrest R	1	
3	43120H93B00	ARM COMP, brake rod	1	
4	43212-04A00	WASHER, brake pedal	1	
5	43213-29B00	SPRING, brake pedal	1	
6	01527-10258	BOLT, front footrest bracket(M10*25)	2	
7	09128-06005	BOLT, brake adjuster(M6*16)	1	
8	08332-11106	E-RING, front footrest	1	
9	01517-06206	BOLT, brake pedal(M6*20)	1	
10	09448H16001	SPRING, front footrest bar	1	
11	43501H93B11	FOOTREST ASS'Y, front R	1	
12	43571H93B11	BAR, front footrest R	1	
13	09106-06030	BOLT, front footrest bar(M6*12)	2	
14	58500HG5102	CABEL ASS'Y, rear brake	1	
15	09200-06013	PIN, rear brake cable	1	
16	04111-20208	COTTER PIN, rear brake cable	1	
17	58515H93B00	DUST SEAL-2, rear brake cable	1	NOT SALE
18	09440-09004	SPRING, rear brake adjuster	1	
19	09209H11006	PIN, rear braker cable rod leve	1	
20	09150-06001	NUT, rear brake cable adjuster	1	
21	08310-11066	NUT, brake pedal adjuster	1	
22	43533-35C00	HOLDER, rear brake cable	1	NOT SALE
23	08322-21068	WASHER, rear brake cable holder	1	
24	08322-21068	WASHER, rear brake cable	1	
25	43550H93B00	RUBBER COMP, front footrest	1	



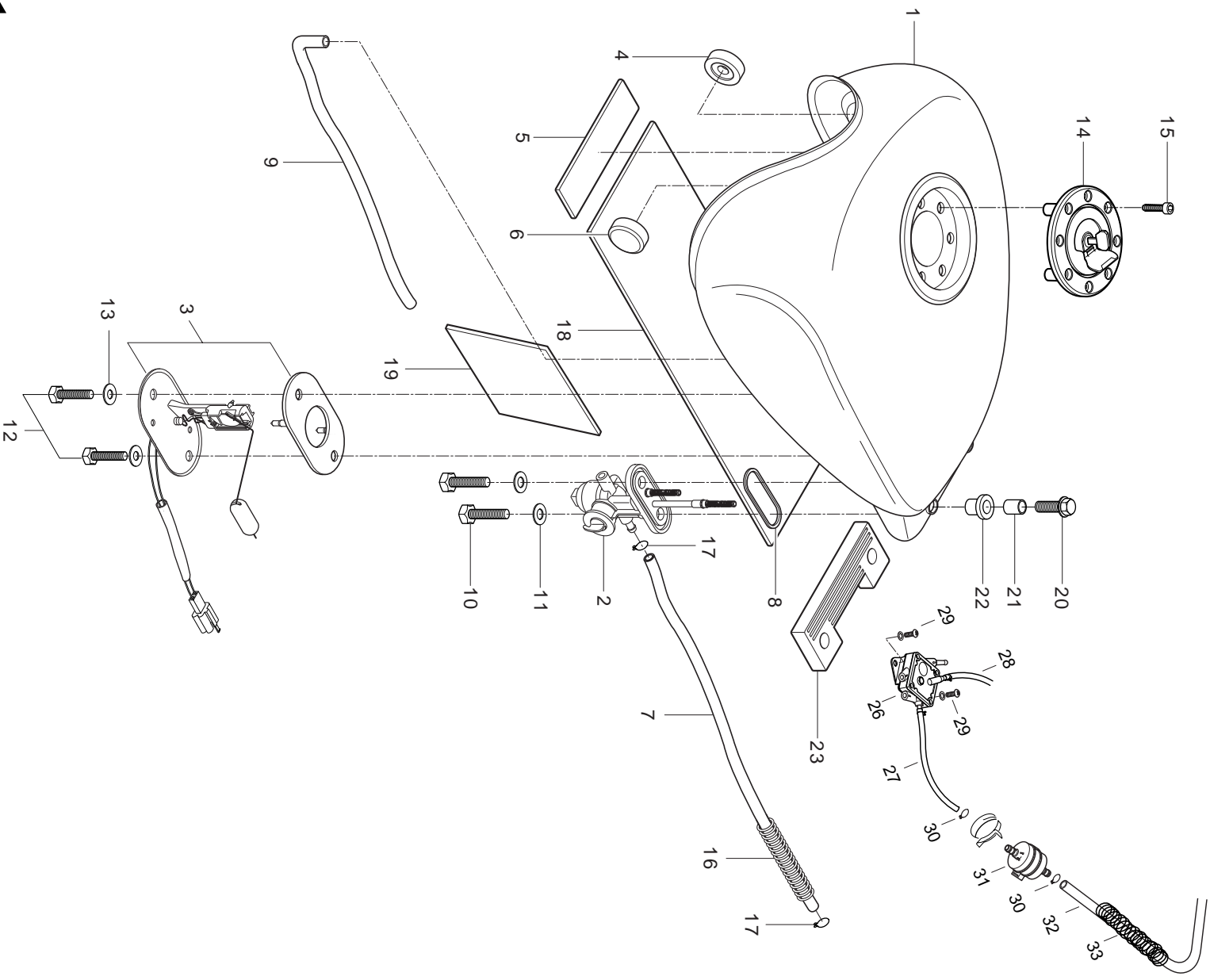
FIG.30



## FIG 30. FOOTREST

REF. NO.	MEU01	PARTS NAME	Q'TY	REMARKS
1	43600H93B00	FOOTREST ASSY, pillion R	1	
2	43612-05351	RUBBER, pillion footrest	2	
3	43610-05350	BAR COMP, pillion footrest R	1	
4	09200-06010	PIN, pillion footrest	2	
5	04111-20206	COTTER PIN, pillion footrest	2	
6	43631-05350	WASHER, pillion footrest rubber	2	
7	43700H93B00	FOOTREST ASSY, pillion L	1	
8	43620-05350	BAR COMP, pillion footrest L	1	
9	43502H93B11	FOOTREST ASSY, front L	1	
10	09106-06030	BOLT, front foortest bar(M6×12)	2	
11	43550H93B00	RUBBER COMP, front footrest	1	
12	43581H93B11	BAR, front footrest L	1	
13	08332-11106	E-RING, front foortest	1	
14	09200H12001	PIN, front foortest bar	2	
15	09448H16001	SPRING, front foortest bar	1	
16	43560HG5101PLA	BRACKEET, front foortest L	1	
17	25609HG5101	LEVER ASSY, gear shift	1	
18	25610HG5101	LEVER COMP, gear shift	1	
19	09160-12011	WASHER, gear shift lever	2	
20	08331-31128	CIRCLIP, gear shift lever	1	
21	01527-10258	BOLT, front fooftest bracket(M10*25)	2	

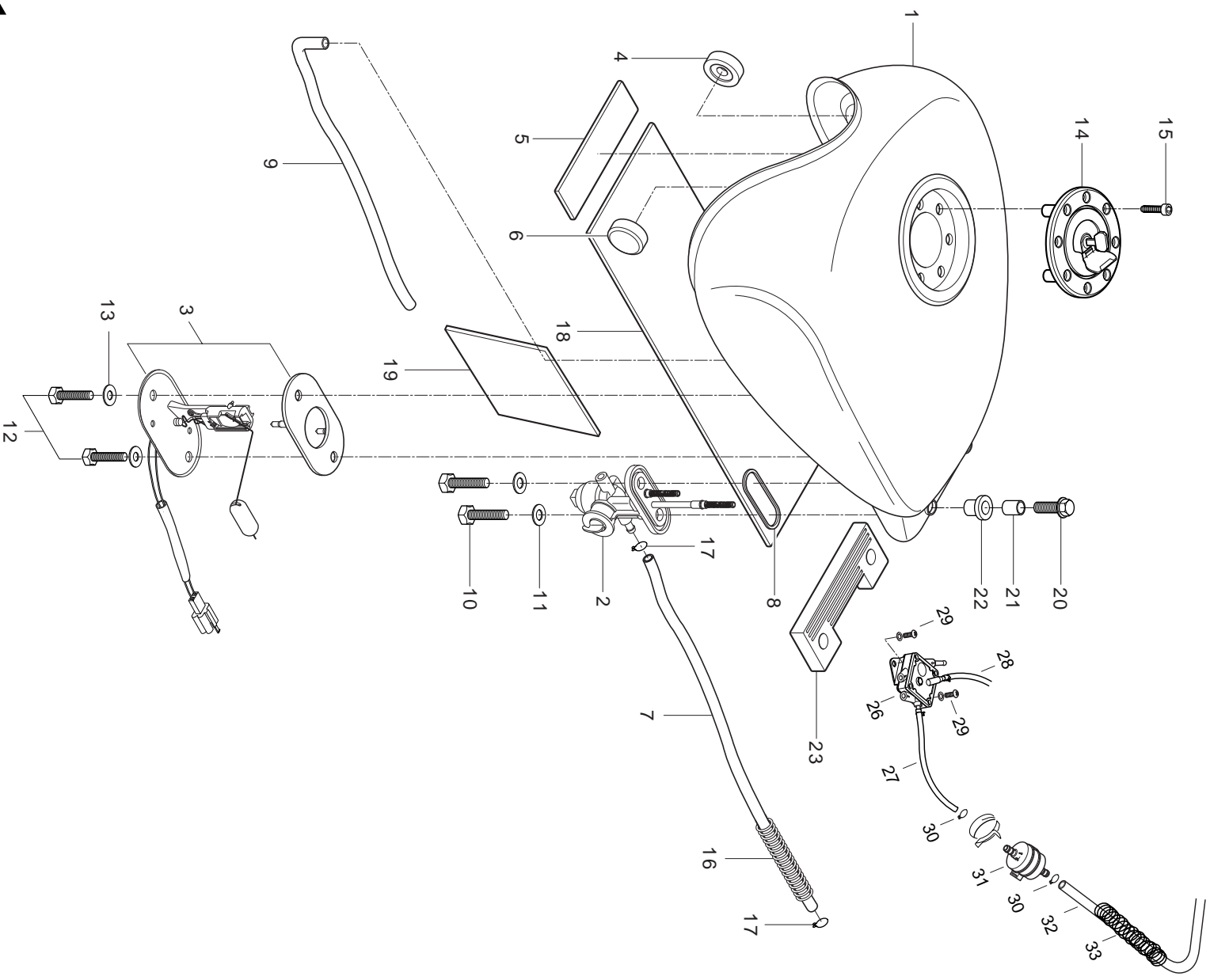
FIG. 31



## FIG 31. FUEL TANK

REF. NO.	MEU01	PARTS NAME	Q'TY	REMARKS
1	44110HG5103CMB	TANK COMP, fuel (BLACK)	1	
1	44110SG51500MS	TANK COMP, fuel (BLACK+SILVER)	1	
1	44110HG51500PM	TANK COMP, fuel (RED+BLACK)	1	
2	44300HG5103	COCK ASS'Y, fuel	1	
3	34810HG5100	GAUGE ASS'Y, fuel sender	1	
4	09329-10007	CUSHION, fuel tank inner front R	1	
5	44213HG5100	CUSHION, fuel & tank inner body	1	
6	09329-10007	CUSHION, fuel tank inner front L	1	
7	44199HJ8230	HOSE, fuel	1	
8	44348-28070	O-RING	1	
9	09352H70103650	HOSE, fuel tank drain L=650	1	
10	09128-06035	BOLT, fuel cock(M6*20)	2	
11	09168-06010	GASKET, fuel cock	2	
12	09128-06035	BOLT, fuel sender	2	
13	09168-06010	GASKET, fuel sender	2	
14	44200-01D02	CAP ASS'Y, fuel tank filler	1	
15	09106-05017	BOLT, fuel tank filler	8	
16	09440-13019	SPRING, outlet NO.2 hose	1	
17	09401-10401	CLIP, fuel hose	6	
18	44214HG5100	CUSHION, fuel tank inner body No.1	1	
19	44215HG5100	CUSHION, fuel tank inner body No.2	1	
20	09116H06084	BOLT, fuel tank RR cushion(M6*25)	2	
21	09180H06003	SPACER, fuel tank RR cushion	2	
22	09320-10022	CUSHION, fuel tank RR No.2	2	
23	44542-38300	CUSHION, fuel tank RR No.1	1	
24	68110HJ82000NQ	TAPE, fuel tank(BLACK)	2	
24	68110HJ820000H	TAPE, fuel tank(BLACK+SILVER)	2	
24	68110HJ82000NE	TAPE, fuel tank(RED+BLACK)	2	

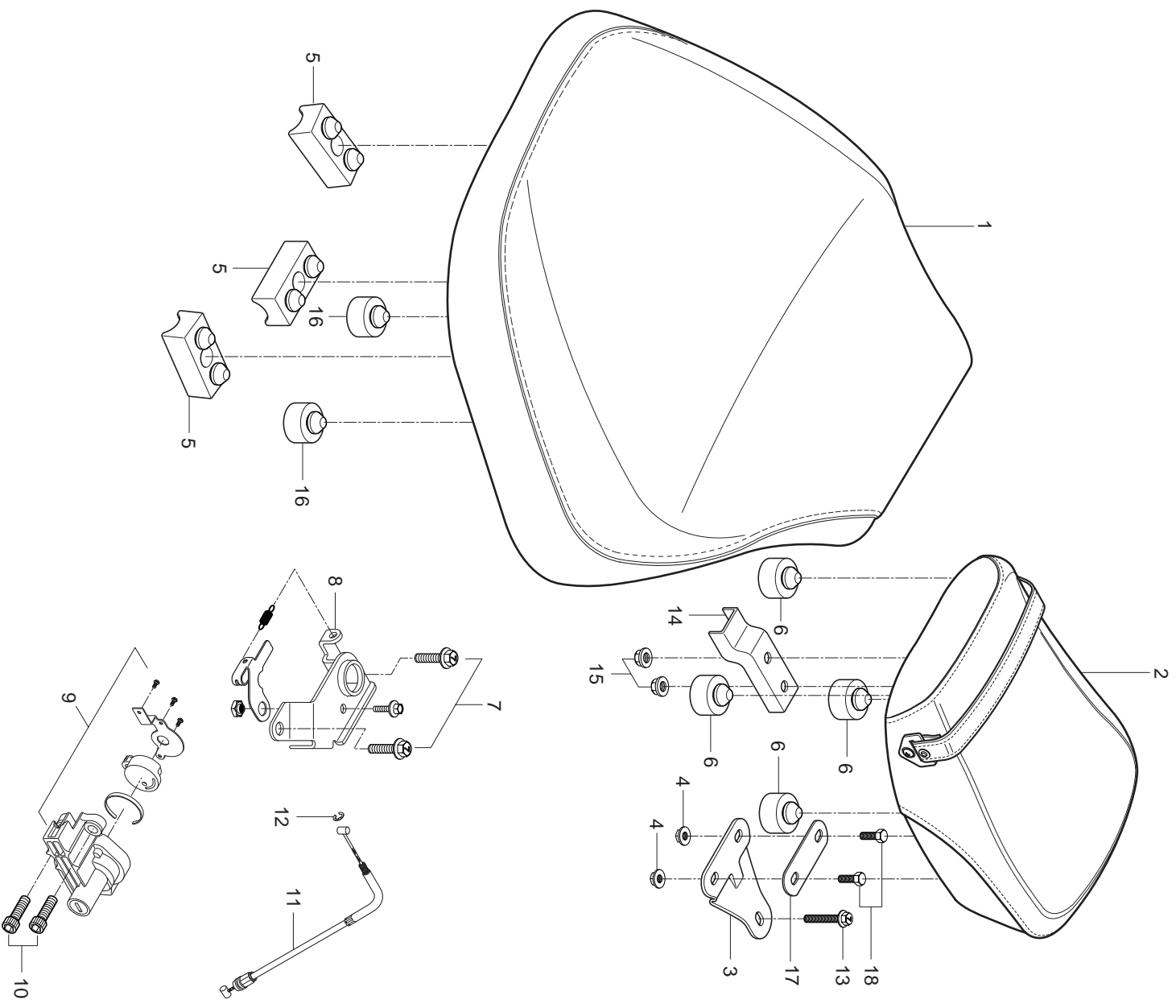
FIG.31



## FIG 31. FUEL TANK

REF. NO.	MEU01	PARTS NAME	Q'TY	REMARKS
25	68100HG51500CR	EMBLEM "AQUILA", fuel tank	2	
26	15100HG5100	PUMP ASS'Y, fuel	1	
27	15821HG5101	HOSE, fuel pump NO.1	1	~ KM4MF51A841124699
27~1	15821HJ8230	HOSE, fuel pump NO.1	1	KM4MF51A841124700 ~
28	15831HG2602	HOSE, fuel pump NO.2	1	
29	02112-06166	SCREW, fuel pump(M5*16)	2	
30	09401-10401	CLIP, fuel hose	2	
31	44910HG2600	STRAINER COMP, fuel	1	
32	15841HG5101	HOSE, fuel pump NO.3(10.5*330)	0	
33	09440-13019	SPRING, fuel pump hose	1	

FIG.32

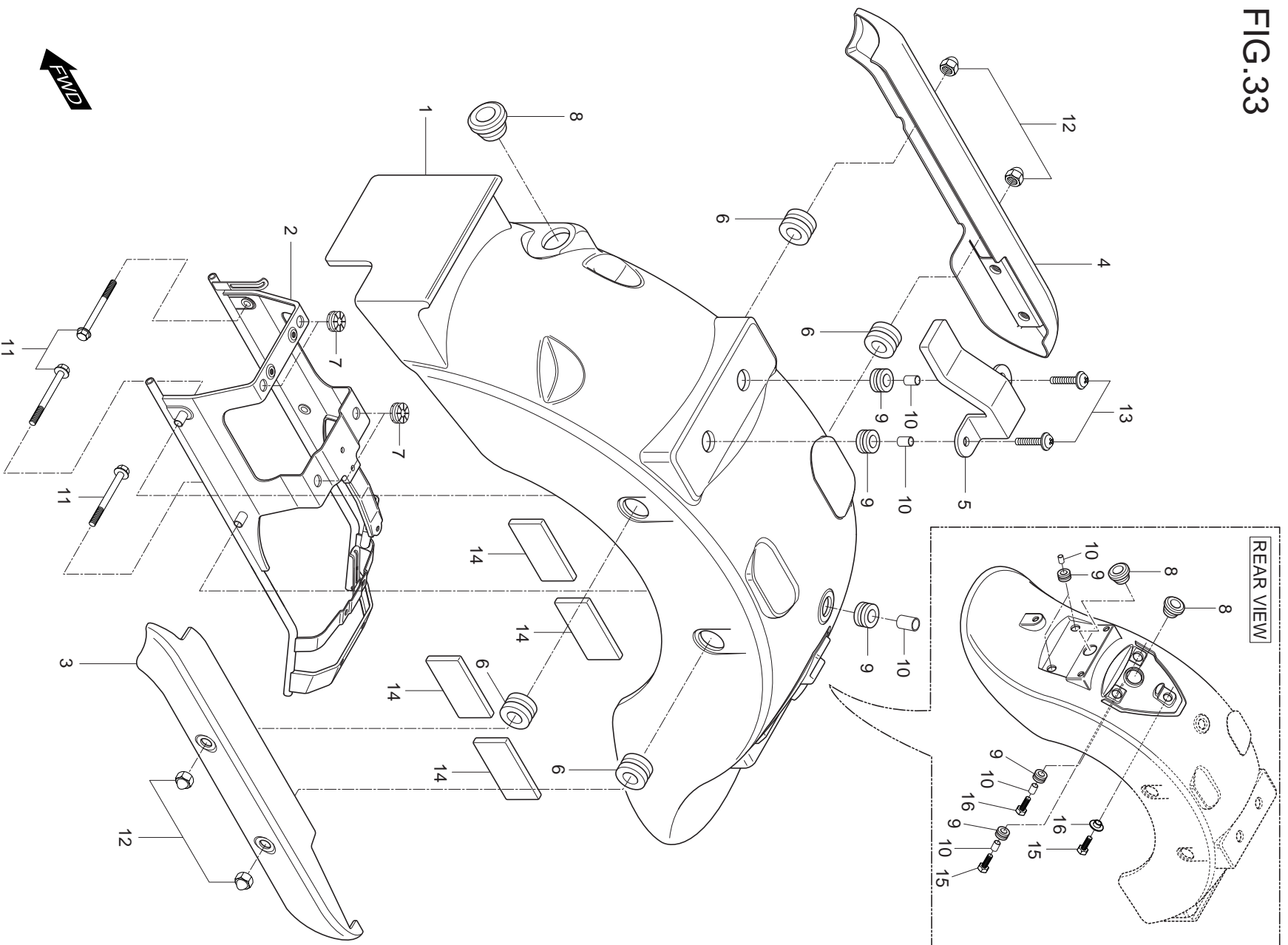


## FIG 32. SEAT

REF. NO.	MEU01	PARTS NAME	Q'TY	REMARKS
1	45110HG5102	SEAT SET, front	1	
2	45200HJ8202	SEAT SET, rear	1	
3	45291HJ8201	.BRACKET, seat rear	1	
4	08316-26066	.NUT, seat rear bracket(M6)	2	
5	09321H08007	.CUSHION	3	
6	45192HG5100	.CUSHION	4	
7	01517-06166	BOLT, seat striker(M6*16)	2	
8	45220H93B00	LOCK ASS'Y, seat striker	1	
9	95700H93B10	.LOCK ASS'Y, seat helmet	1	
10	09106-06030	BOLT, seat lock (M6*10)	2	
11	45280HG5100	CABEL COMP, seat lock	1	
12	08332-11056	E-RING, seat lock cable	1	
13	01517-06256	BOLT, rear seat bracket & tail cover (M6*25)	1	
14	45233HG5100	.BRACKET, seat rear hook	1	
15	08316-26066	NUT, seat rear hook (M6)	2	
16	09321-100B2	.CUSHION	2	
17	45231HG5100	.REINF,rear seat support	1	
18	09119-06065	.BOLT,rear seat bracket	2	



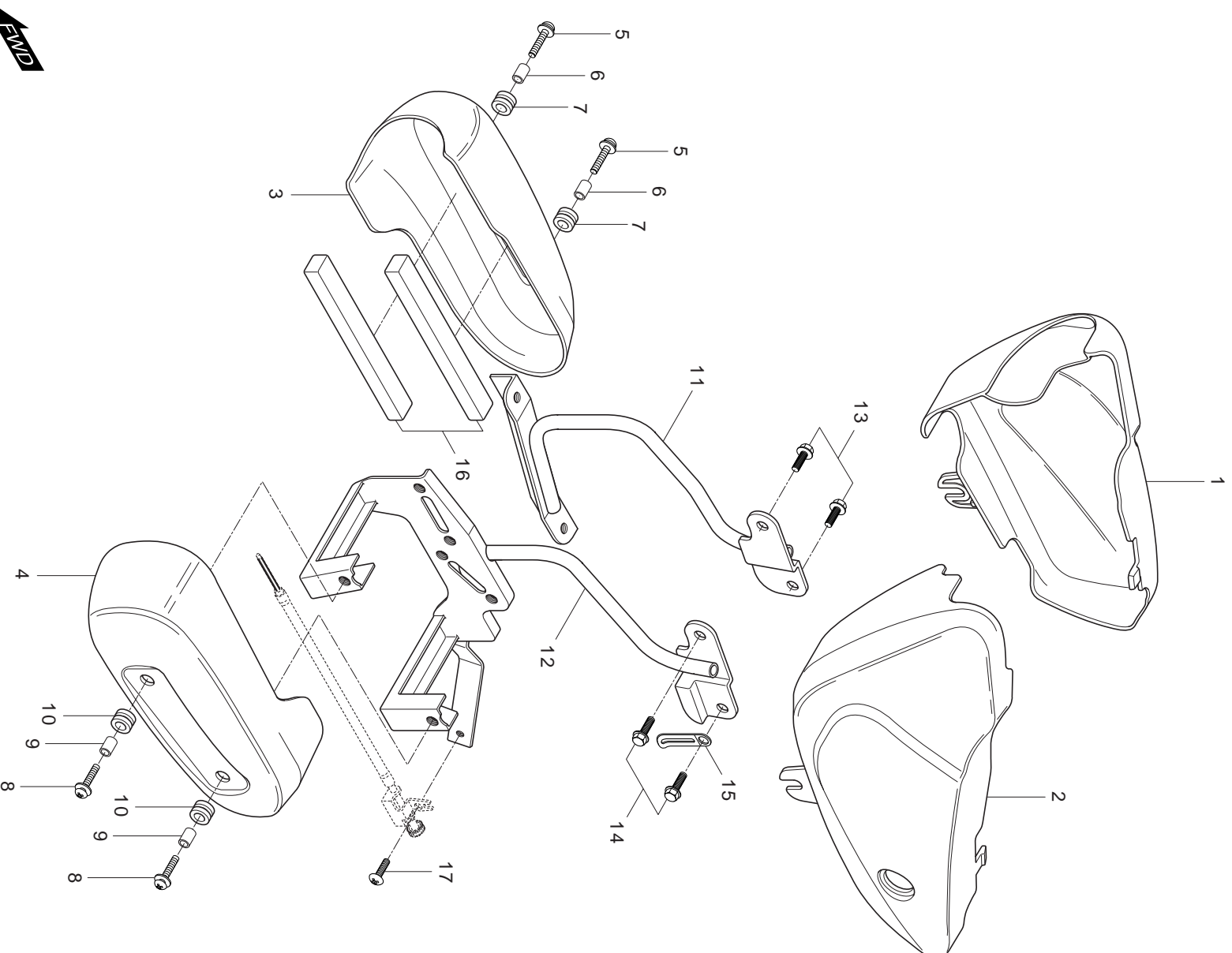
FIG.33



## FIG 33. TAIL COVER

REF.		PARTS NAME	Q'TY	REMARKS
NO.	MEU01			
1	45511HJ8201CMB	COVER,seat tail (BLACK)	1	
1	45511HJ8201CMS	COVER,seat tail (BLACK+SILVER)	1	
1	45511HJ8201CPM	COVER,seat tail (RED+BLACK)	1	
2	45520HJ8201	BRACE COMP, seat tail cover	1	
3	46230HG5100PLA	PLATE COMP, pillion rider L	1	
4	46220HG5100PLA	PLATE COMP, pillion rider R	1	
5	45232HG5100	BRACKET, seat tail & seat	1	
6	09320-11008	CUSHION, seat tail cover side	4	
7	94434H29E00	CUSHION, seat tail cover brace	4	
8	09320H12060	GROMMET, seat tail cover	3	
9	09320-09016	CUSHION, seat tail cover upper	7	
10	09180-06114	SPACER, seat tail cover upper	9	
11	01517-08606	BOLT, pillion rider plate(M8*60)	4	
12	08313-11087	NUT, pillion rider plate(M8)	4	
13	09136H06114	SCREW, seat tail cover upper(M6*25)	7	
14	33652-29100	CUSHION, tail cover	2	
15	01517-06256	BOLT,seat tail rear cover (M6*25)	3	
16	09169-06032	WASHER,tail rear cover upper	1	

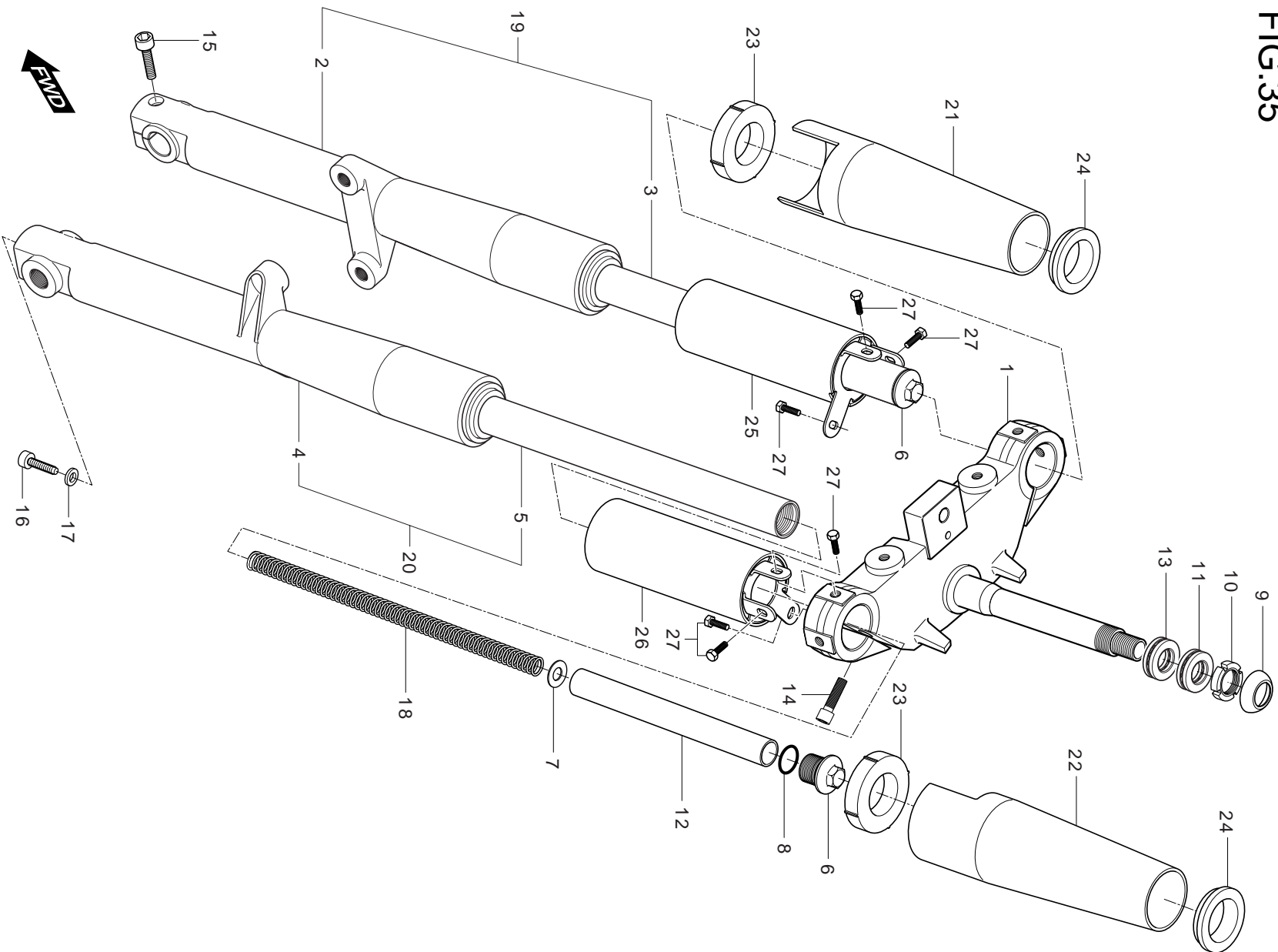
FIG.34



## FIG 34. SIDE COVER

REF. NO.	MEU01	PARTS NAME	Q'TY	REMARKS
1	4711HG5150OMB	COVER, side R (BLACK)	1	
1	4711HG5150OMS	COVER, side R (BLACK+SILVER)	1	
1	4711HG5150OPM	COVER, side R (RED+BLACK)	1	
2	4721HG5150OMB	COVER, side L(BLACK)	1	
2	4721HG5150OMS	COVER, side L (BLACK+SILVER)	1	
2	4721HG5150OPM	COVER, side L (RED+BLACK)	1	
3	4741HJ8270	COVER, air clnr element RH	1	
4	47421HJ8270	DECO, fuel tank lower & bracket LH	1	
5	09136-06022	SCREW, air cleaner element cover RH(M6*20)	2	
6	09180-06084	SPACER, air cleaner element cover RH	2	
7	09320-09016	CUSHION, air cleaner element cover RH	2	
8	09136-06022	SCREW, tank low deco LH & bracket(M6*20)	2	
9	09180-06084	SPACER, fuel tank low deco LH	2	
10	09320-09016	CUSHION, fuel tank low deco LH	2	
11	47450HG510503P	BRACKET COMP, air clnr elem cover RH	1	
12	47460HG5108	BRACKET COMP, air lower deco LH & fra	1	
12~1	47460HG5150	BRACKET COMP, air lower deco LH & fra	1	KM4MF51A941204507 ~
13	01517-08166	BOLT, air cleaner element cover bracket(M8*16)	2	
14	01517-08166	BOLT, tank lower deco bracket(M8*16)	2	
15	09404-08403	CLAMP, deco brkt & igtiton coil	1	
16	47412HG5100	CUSHION, A/C element cover	2	
17	02142-05125	SCREW, adj cable brkt(M5*12)	1	
18	68170HG5150	TAPE, air cleaner cover	2	
19	68130HG51000CR	EMBLEM "HYOSUNG",side cover	2	

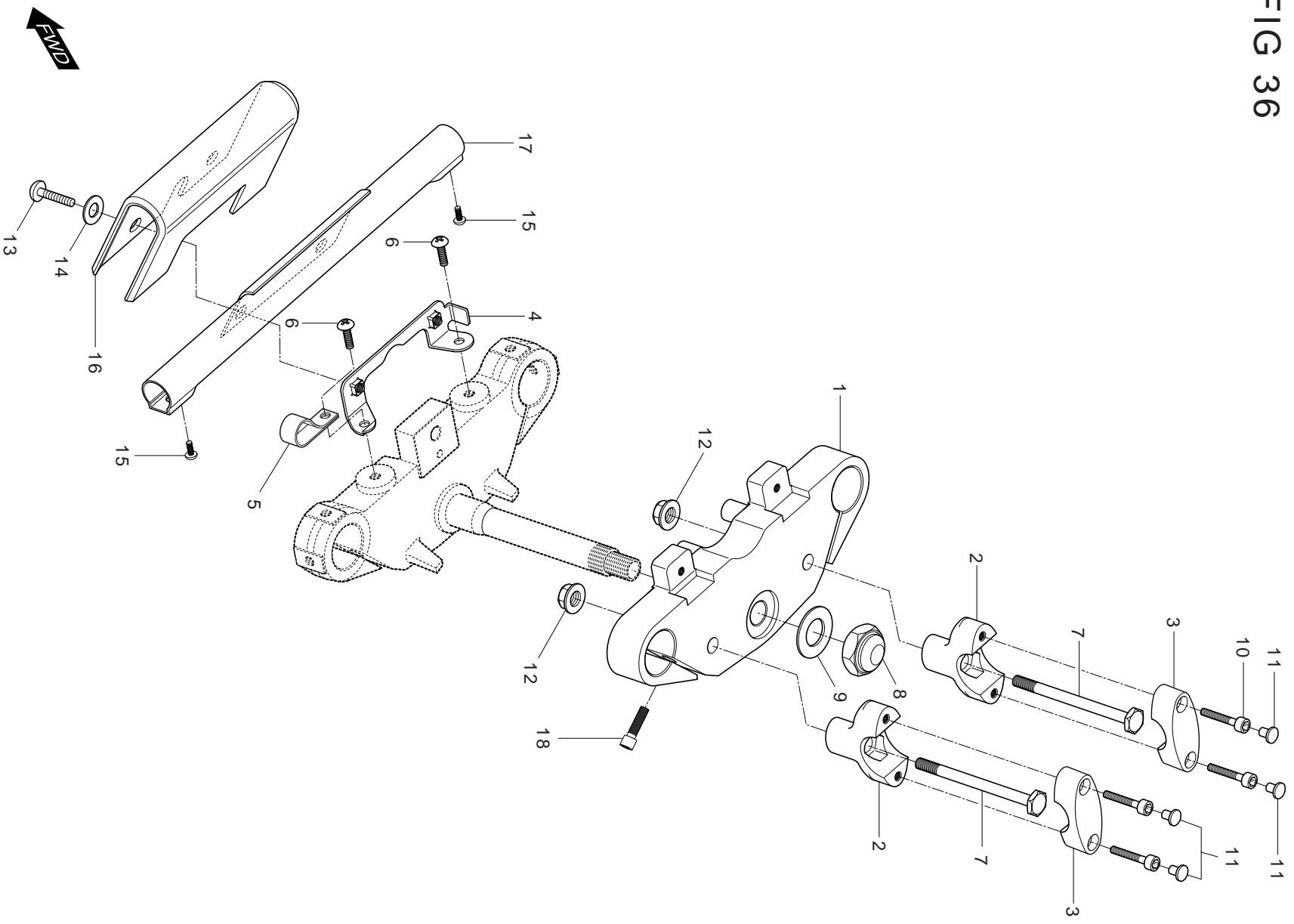
FIG.35



## FIG 35. FRONT FORK

REF. NO.	MEU01	PARTS NAME	Q'TY	REMARKS
0	51100HJ8201HPA	FORK ASS'Y,front	1	
1	51410HJ8203	BRACKET COMP, under	1	
2	51420HJ8200	.CASE, bottom R	1	
3	51415HG5100	.FORK PIPE, R	1	
4	51520HJ8200	.CASE, bottom L	1	
5	51415HG5100	.FORK PIPE, L	1	
6	51351HG5100	BOLT, front fork upper	2	
7	51402HG5100	.GUIDE,spring	2	
8	91356HG5100	.O-RING	2	
9	51643HG5801	DUST SEAL, steering upper	1	
10	51631-28000	NUT, steering stem	1	
11	09265H28001	BEARING, steering upper(28*52*16)	1	
12	51610HG5100	.SPACER, front fork inner	2	
13	09265H28001	BEARING, steering lower(28*52*16)	1	
14	07110-08258	BOLT, bracket comp(M8*25)	2	
15	07110-08358	BOLT, front fork clamp R (M8*25)	1	
16	07110-08256	BOLT, fork clip (M8*25)	1	
17	90544H93B00	.WASHER,spacer	2	
18	51410HG5100	.SPRING, cushion	2	
19	51210HJ8200	DAMPER ASS'Y, R	1	
20	51220HJ8200	DAMPER ASS'Y, L	1	
21	51881HJ8200	COVER,front fork upper,R	1	
22	51881HJ8200	COVER,front fork upper,L	1	
23	51886HJ8200	CUSHION,front fork cover No.2	2	
24	51885HJ8200	CUSHION,front fork cover No.1	2	
25	51882HJ8200	COVER COMP,front fork lower RH	1	
26	51883HJ8200	COVER COMP,front fork lower LH	1	
27	09128-06004	BOLT,front fork cover lower (M6*10)	6	

FIG 36

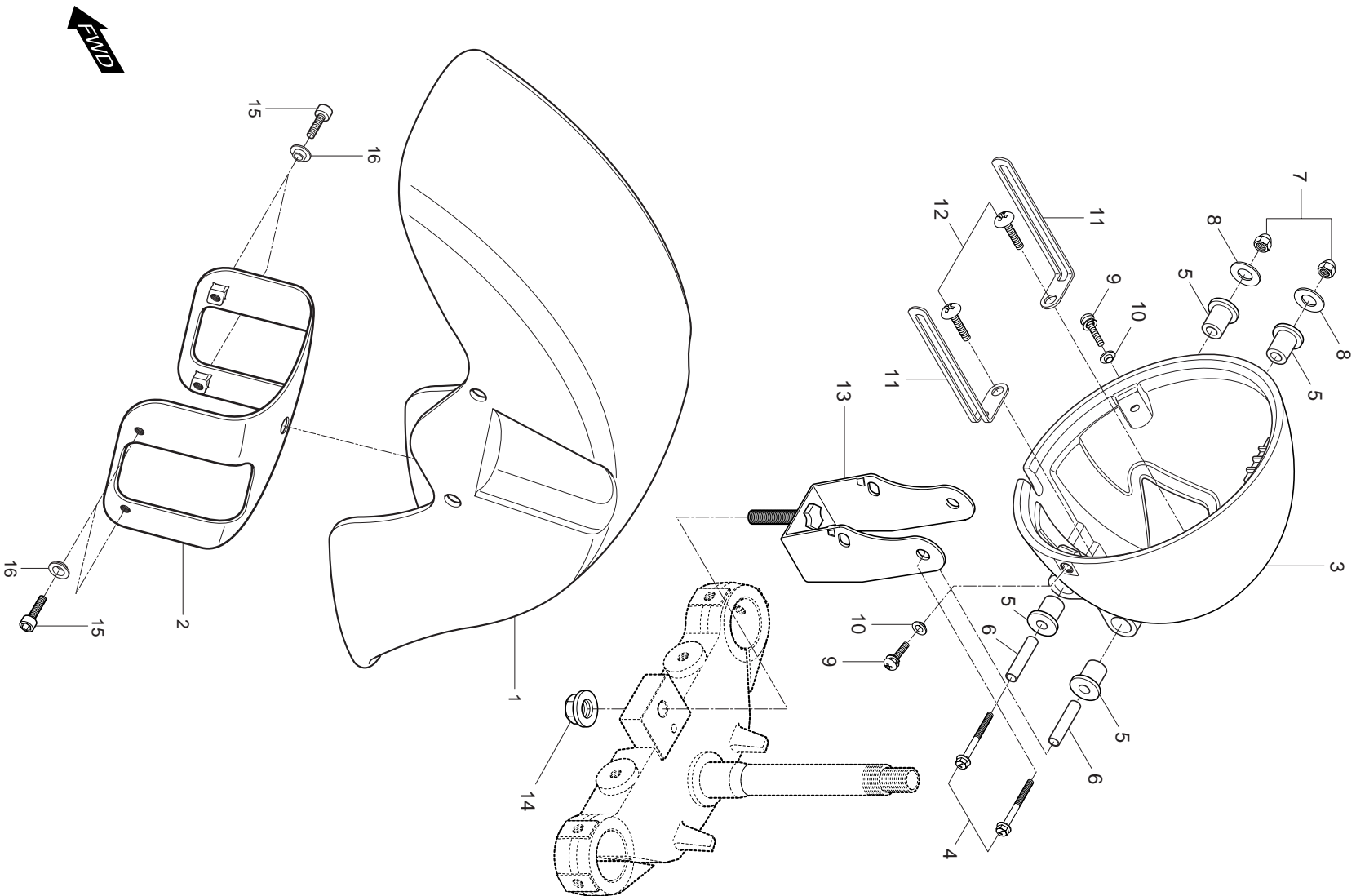


## FIG 36. STEERING HEAD

REF. NO.	MEU01	PARTS NAME	Q'TY	REMARKS
1	51311HG510703P	BRACKET, front fork upper	1	
2	56221HG510403P	HOLDER, handle lower	2	
3	56211HG510403P	HOLDER, handle upper	2	
4	51760HG5102	GUIDER, under bracket & cable	1	
5	09403-19404	CLAMP, bracket hose No.2	1	
6	02142-06126	SCREW, upper cable guide No.1(M6*12)	2	
7	09100H10071	BOLT, handle holder lower(M10*30)	2	
8	09159H22002	NUT, steering upper(M22)	1	
9	09160H22032	WASHER, steering upper	1	
10	07110-08306	BOLT, handle holder upper(M8*30)	4	
11	56222HG5100	CAP, handle holder up bolt	4	
12	08319-31108	NUT, handle holder lower(M10)	2	
13	09136-06022	SCREW, under bracket cover(M6*20)	2	
14	09169H06011	WASHER, turnsignal lamp & cover	2	
15	02142-05125	SCREW,turnsignal lamp & cover (M5*12)	2	
16	51710HJ8201	COVER, turnsignal tube	1	
17	51720HJ8201PLA	TUBE COMP,turnsignal	1	
18	07110-08258	BOLT, bracket upper(M8*25)	2	



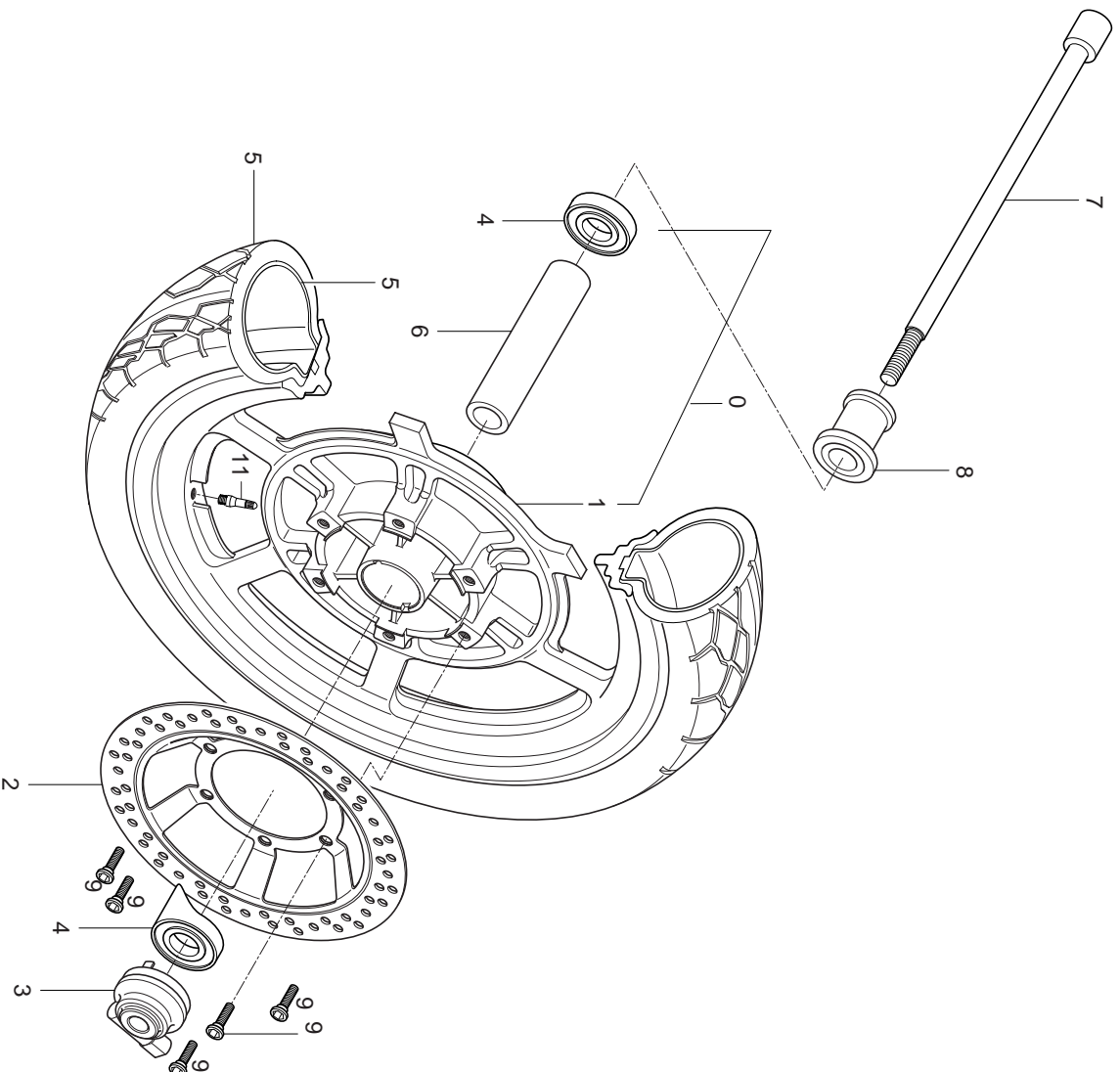
FIG.37



## FIG 37. FRONT FENDER

REF. NO.	MEU01	PARTS NAME	Q'TY	REMARKS
1	53111HJ8202OMB	FENDER, front (BLACK)	1	
1	53111HJ82020MS	FENDER, front (BLACK+SILVER)	1	
1	53111HJ82020PM	FENDER, front (RED+BLACK)	1	
2	53211HJ8201	BRACE, front fender	1	
3	51811HG5150	HOUSING, headlamp	1	
4	09103H06013	BOLT, headlamp housing & bracket(M6*45)	2	
5	09320H09017	CUSHION, headlamp housing & bracket	4	
6	09180H06034	SPACER, headlamp housing & bracket	2	
7	08313-11066	NUT, headlamp housing & bracket(M6)	2	
8	09160-06060	WASHER, headlamp housing & bracket	3	
9	02112-95208	SCREW, housing & headlamp	3	
10	09169-05008	WASHER, housing & headlamp	2	
11	09404-06405	CLAMP, headlamp housing	2	
12	03241-05106	SCREW, headlamp housing clamp	2	
13	51820HJ8261	BRACKET COMP, headlamp housing	1	
13~1	51820HJ8201	BRACKET COMP, headlamp housing	1	
14	08319-31106	NUT, housing bracket & under bracket(M10)	1	
15	07110-08256	BOLT,front fender(M8*25)	4	
16	09169-08034	WASHER,front fender	4	

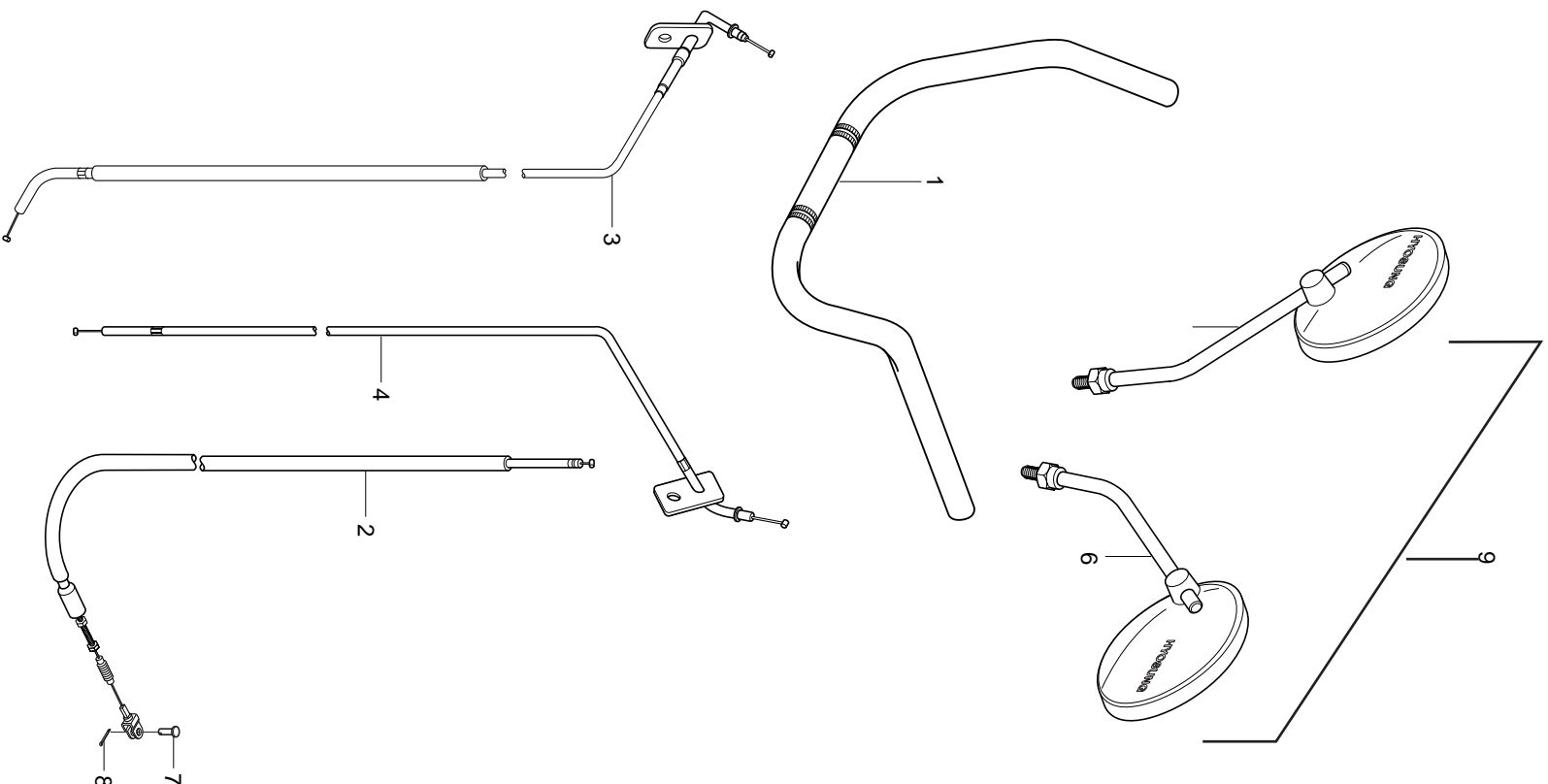
FIG.38



## FIG 38. FRONT WHEEL

REF. NO.	MEU01	PARTS NAME	Q'TY	REMARKS
1	54110HG5152	WHEEL, front(J16*MT2.50)	1	~ KM4MF51A641204642
1~1	54141HG5104	WHEEL, front(J16*MT2.50)	1	KM4MF51A641204643 ~
2	59211HG5150	DISC, front brake	1	~ KM4MF51A641204642
2~1	59211HG5101	DISC, front brake	1	KM4MF51A641204643 ~
3	54600HG5102	BOX ASS'Y. speedometer gear	1	
4	08124-63027	BEARING, front hub(15*42*13)	2	
5	55100HG5151	TIRE SET, front(110/90-60 59p)	1	~ KM4MF51A641204642
5~1	55101HG5101	TIRE SET, front(110/90-60 59p)	1	KM4MF51A641204643 ~
6	54731HG5100	SPACER, front hub bearing	1	
7	54711HG5101	AXLE,FRONT	1	
8	54750HG5100	SPACER COMP, front axle	1	
9	59421-03A01	BOLT, front brake disc(M8*20)	6	
10	55220-29C20	VALVE ASS'Y, wheel rim	1	

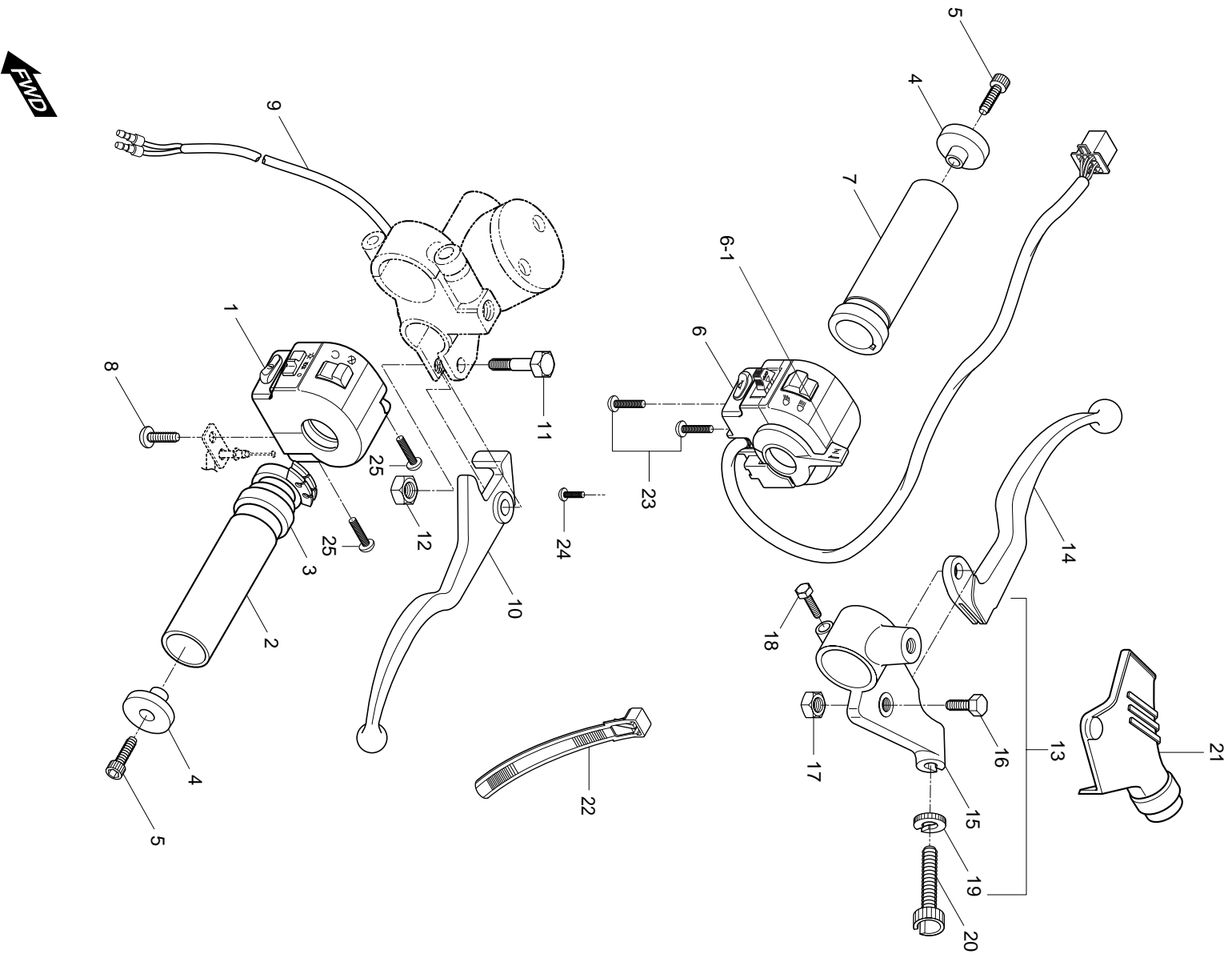
FIG. 39



## FIG 39. HANDLE BER

REF. NO.	MEU01	PARTS NAME	Q'TY	REMARKS
1	56110HG5154WED	HANDLE BAR COMP	1	
2	58200HG5101	CABLE ASS'Y CLUTCH	1	
3	58300HG5102	CABLE ASS'Y, throttle	1	
4	58410HG5103	CABLE COMP, starter	1	
5	56500HG5150	MIRROR ASS'Y ,rear view R	1	
6	56600HG5150	MIRROR ASS'Y ,rear view L	1	
7	09200-06004	PIN, clcuch cable	1	
8	04111-20158	COTTER PIN, clutch cable	1	
9	56501HG5150	MIRROR SET	1	

FIG.40

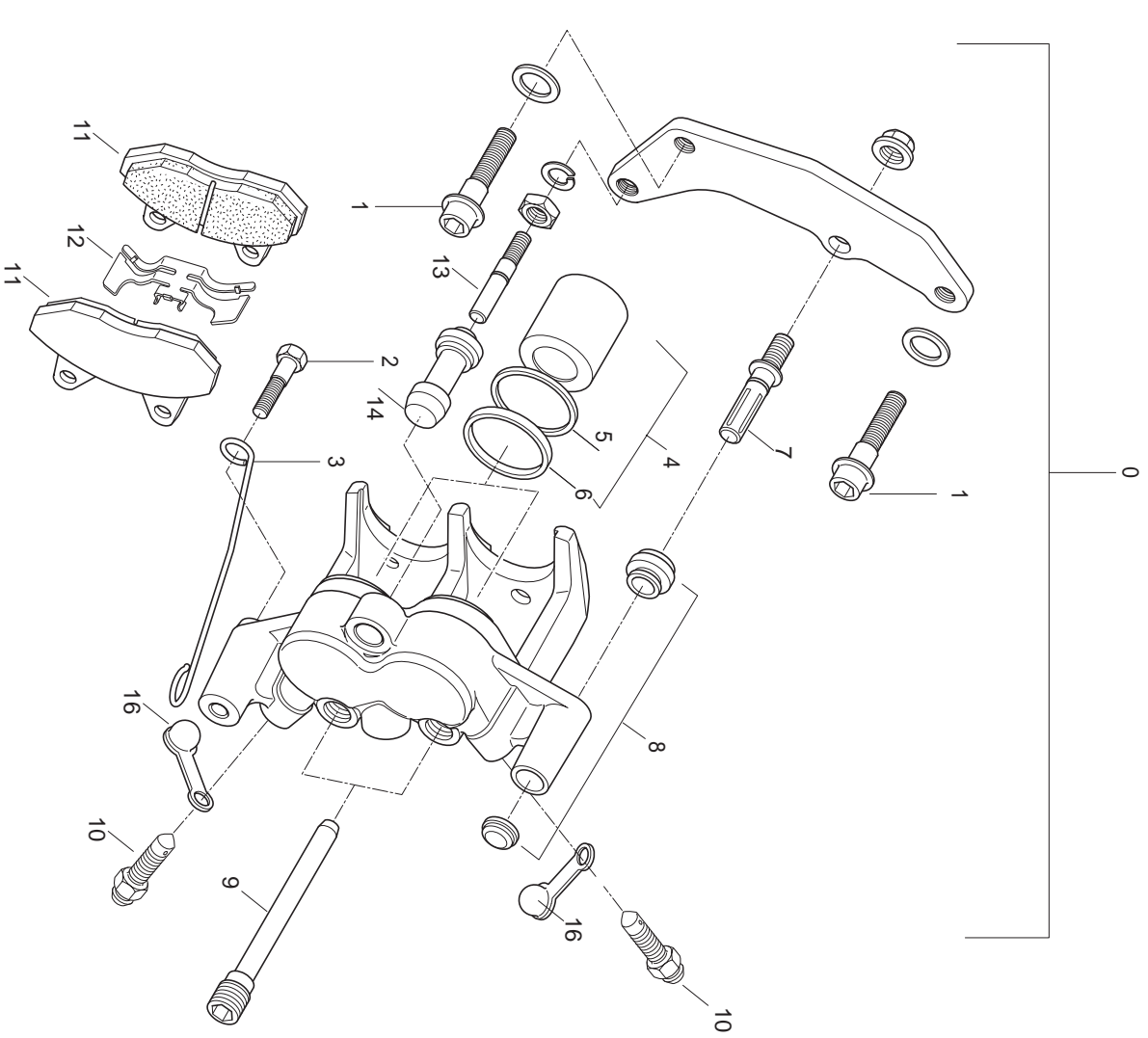


## FIG 40. HANDLE SWITCH

REF. NO.	MEU01	PARTS NAME	Q'TY	REMARKS
1	37200HE5310	SWITCH ASS'Y, handle R	1	
2	57110HG5101	GRIP COMP, throttle	1	
3	57113H93B00	COVER, throttle grip	1	NOT SALE
4	56271H93B01PLA	BALANCER,handle bar	2	
5	07110-08258	BOLT, handle balancer(M8×25)	4	
6	37400HG5110	SWLTCH ASSY, handle L	1	
6-1	37571HG5100	STARTER LEVER	1	
7	57210HG5100	GRIP, L	1	
8	02112-05105	SCREW, ghrottle cable(M5×10)	1	
9	57460H93B00	SWLTCH ASSY, stop	1	
10	57421H93B00	LEVER, brake	1	
11	57431H18622	BOLT, brake lever pivot(M6*30)	1	
12	08319-21068	NUT, brake lever pivot(M6)	1	
13	57500HJ8204	LEVER ASS'Y,clutch	1	
14	57620HJ8250	CLUTCH LEVER	1	
15	57511HJ8204	HOLDER,clutch lever	1	
16	57431H93B00	BOLT SET, lever	1	
17	08319-21068	NUT, brake lever pivot(M6)	1	
18	57451H93B00	CROWN BOLT	1	
19	57442H93B00	LOCK NUT	1	
20	57441H93B00	WIRE, adjuster	1	
21	57661HJ8200	COVER, clutch lever	1	
22	09407-20406	CLAMP, wiring harness	4	
23	02112-05455	SCREW, handle switch LH(M5*48)	2	
24	02112-05105	SCREW, choke cable(M5*10)	1	
25	02112-05205	SCREW, handle switch RH(M5*20)	2	



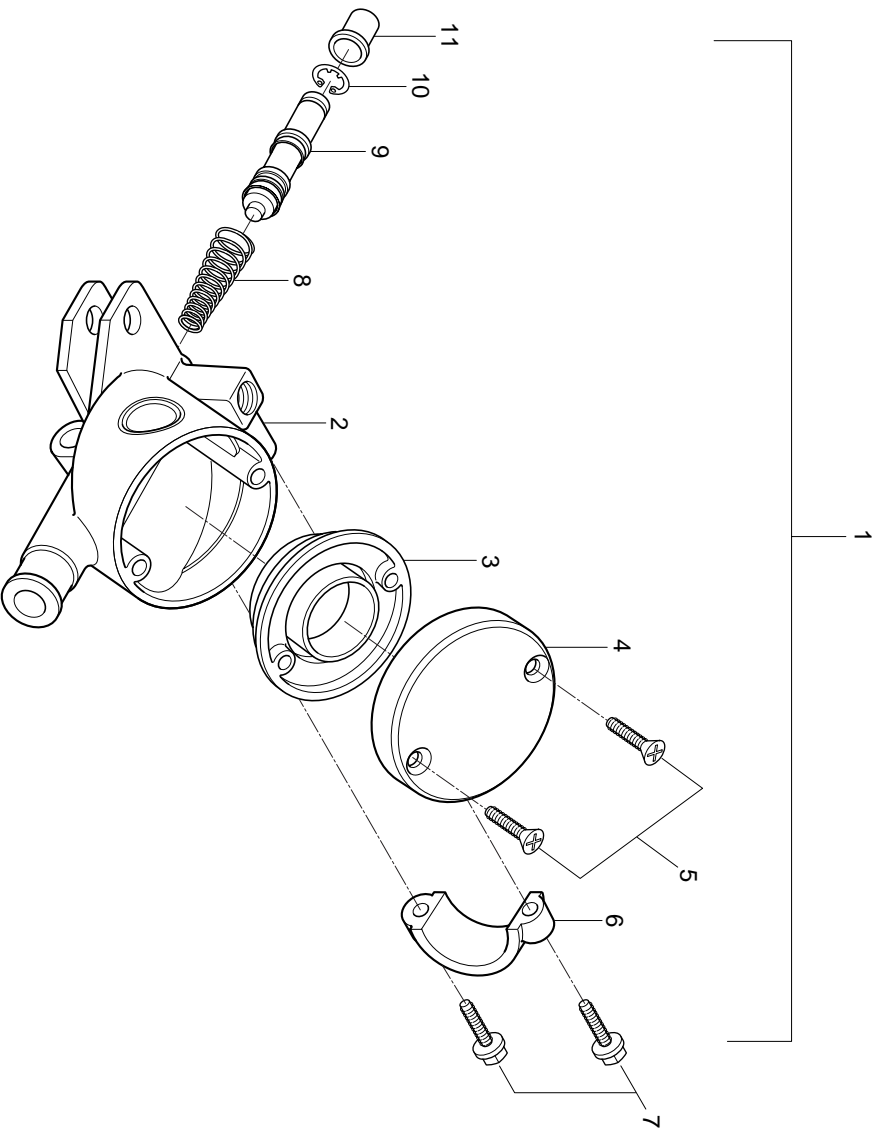
FIG.41



## FIG 41. CALIPERS

REF. NO.	MEU01	PARTS NAME	Q'TY	REMARKS
0	59300HG5100	CALIPERS ASSY, L	1	
1	09103H08254	BOLT, calipers	2	
2	01514-06106	BOLT, speedometer cable guide(M6*10)	1	
3	51418HF4501	GUIDE, speedometer cable	1	
4	59303HG5100	PISTON SET, caliper	1	
5	59107HG5100	SEAL, piston	1	
6	59308HG5100	BOOT, piston	1	
7	59305HG5100	AXLE, No.1	1	
8	59312HG5100	BOOT	1	
9	59302HG5100	AXLE, caliper pad	2	
10	59121HG5100	BREATHER	2	
11	59301HG5100	PAD COMP, caliper	1	
12	59305HG5100	SPRING	1	
13	59306HG5100	AXLE No.2	1	
14	59313HG5100	INSUSLATOR, caliper	1	
15	59350HG5100	CARRIER, caliper	1	
16	59122HG5100	CAP	2	

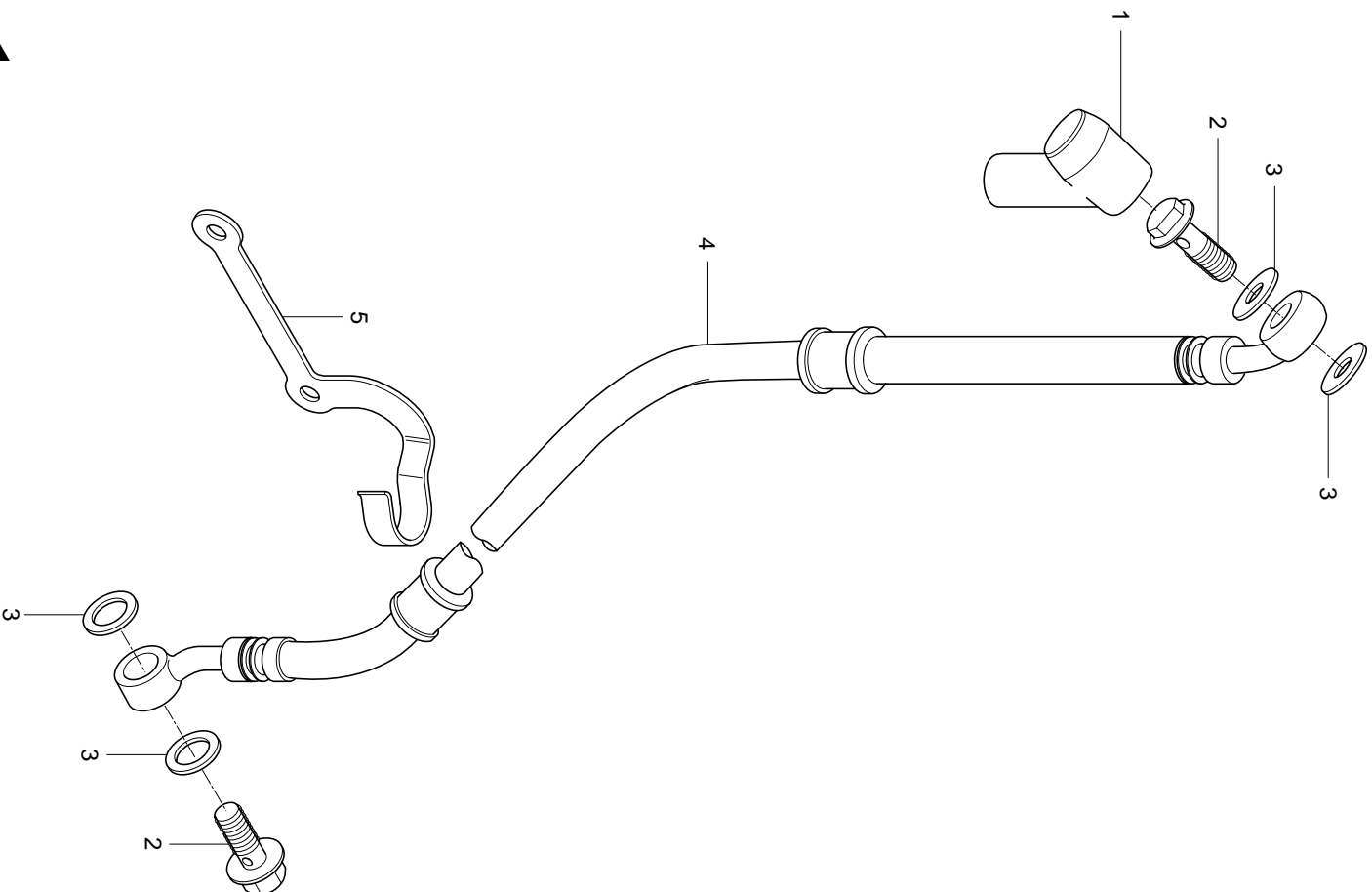
FIG.42



## FIG 42. MASTER CYLINDER

REF. NO.	MEU01	PARTS NAME	Q'TY	REMARKS
1	59600HG5102	CYLINDER ASSY, front master	1	
2	59661H93B01	BODY	1	
3	59686H93B00	DIAPHRAGM	1	
4	59669H93B00	CAP, reservoir	1	
5	59691H93B00	SCREW, reservoir	1	
6	59671H93B00	HOLDER	1	
7	59693-45100	BOLT SET	1	
8	59621-36500	.SPRING, return	1	NOT SALE
9	59611-36500	.PISTON	1	NOT SALE
10	59665-36500	.CIRCLIP	1	NOT SALE
11	59666-54100	.BOOT COMP	1	NOT SALE

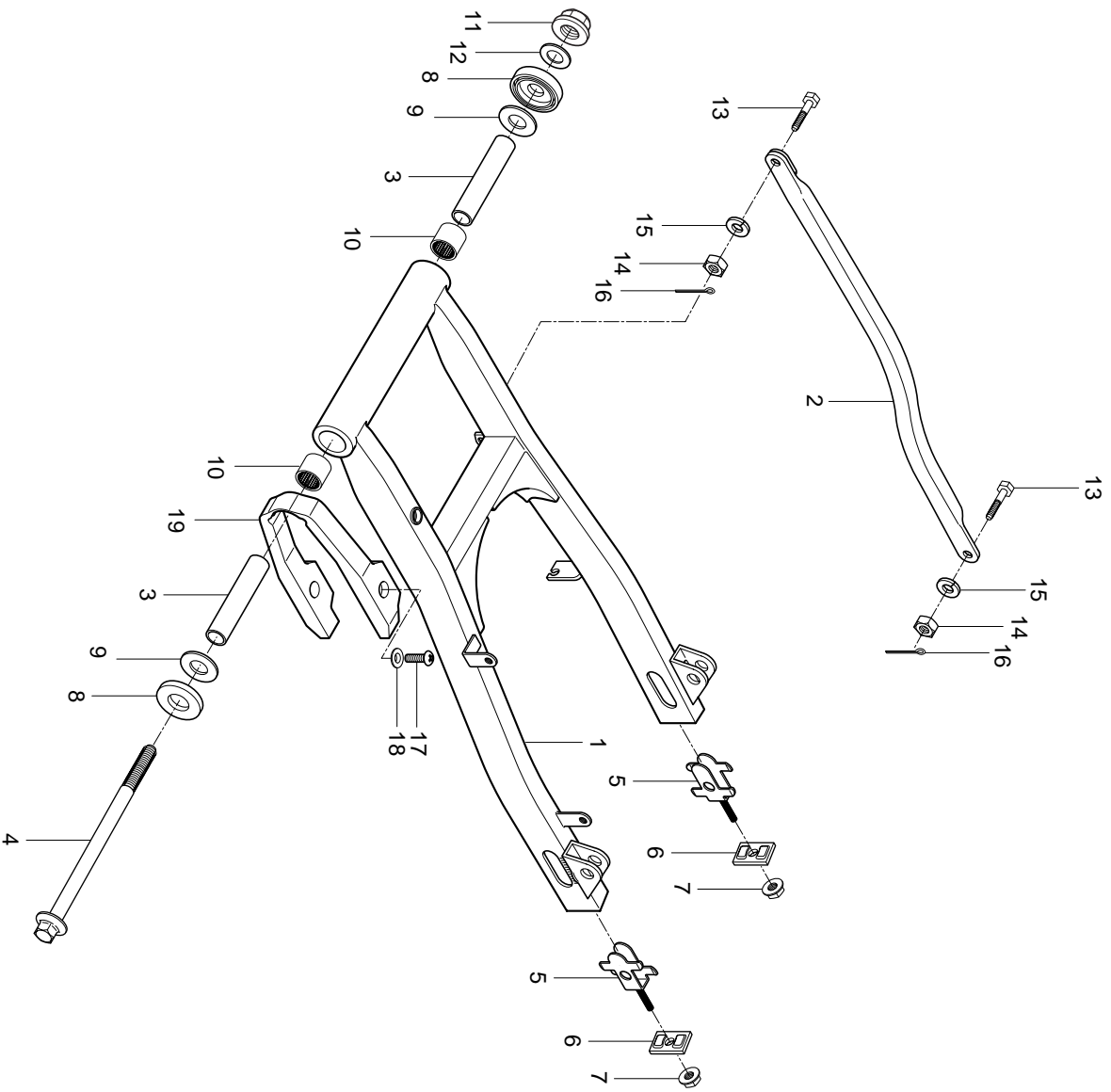
FIG.43



## FIG 43. FRONT BRAKE HOSE

REF. NO.	MEU01	PARTS NAME	Q'TY	REMARKS
1	59711H49002	BOOT, brake hose	1	
2	09360-10039	BOLT, brake hose(M10*22)	2	
3	09161-10005	WAHER, brake hose	4	
4	59480HJ8202	HOSE, front brake (L=1019.3)	1	
5	59266HJ8200	CLAMP, brake hose No.1	1	

FIG. 44

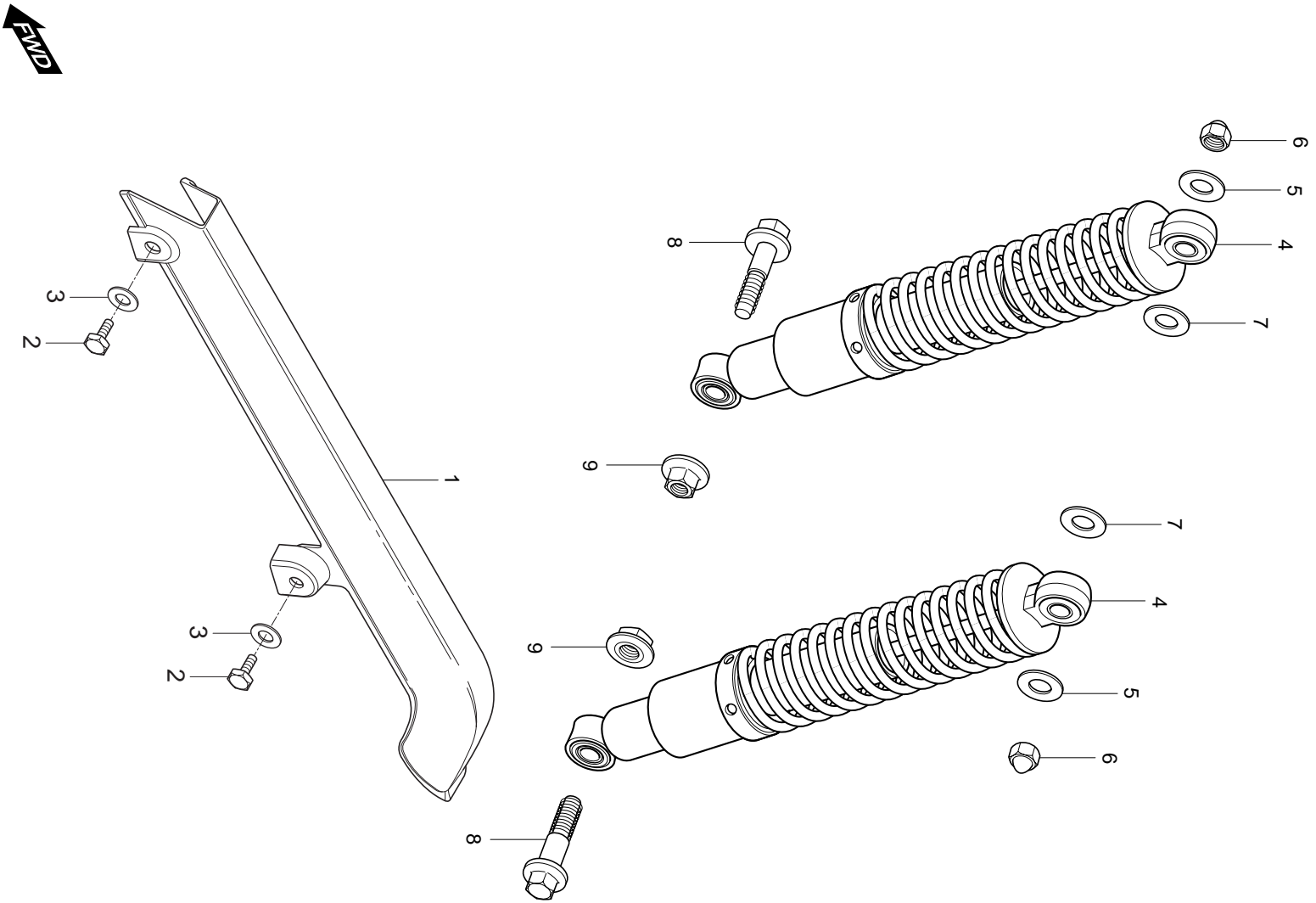


## FIG 44. SWINGING ARM

REF. NO.	MEU01	PARTS NAME	Q'TY	REMARKS
1	61100HG5106PAM	SWINGINGARM ASS'Y, rear	1	
2	64310HG5151	TORQUE LINK COMP, rear	1	~ KM4MF51A641204642
2~1	64310HG5100	TORQUE LINK COMP, rear	1	KM4MF51A641204643 ~
3	61251HG5100	SPACER, swinging arm pivot. bearing	2	
4	61211HG5101	SHAFT, rear swinging arm, pivot	1	
5	61410-35C00	ADTUSTER COMP, chain	2	
6	61421-01D00	PLATE, chain adjuster guide	2	
7	08319-31088	NUT, chain adjuster(M12)	2	
8	61262-45002	COVER, rear swinging arm pivot	2	
9	08211-14341	THRUST WASHER, swinging arm pivot	2	
10	09263-22017	BEARING, rear swinging arm pivot(22*29*30)	2	
11	08319-31128	NUT, rear swinging arm pivot(M12)	1	
12	08332-21108	WASHER, rear swinging arm pivot	1	NOT SALE
13	09111-08012	BOLT, rear torque link front(M8*22.5)	1	
13-1	09111-08013	BOLT, rear torque link front(M8*26.5)	1	
14	09140-08008	NUT, rear torque link(M8)	2	
15	08321-31088	LOCK WASHER, rear torque link	2	
16	04111-20206	COTTER PIN, reartorque link	2	
17	02142-06166	SCREW, chain touch defense buffer(M6*16)	2	
18	09169H06011	WASHER, chain touch defense buffer	2	
19	61273HG5101	BUFFER, chain touch defense	1	



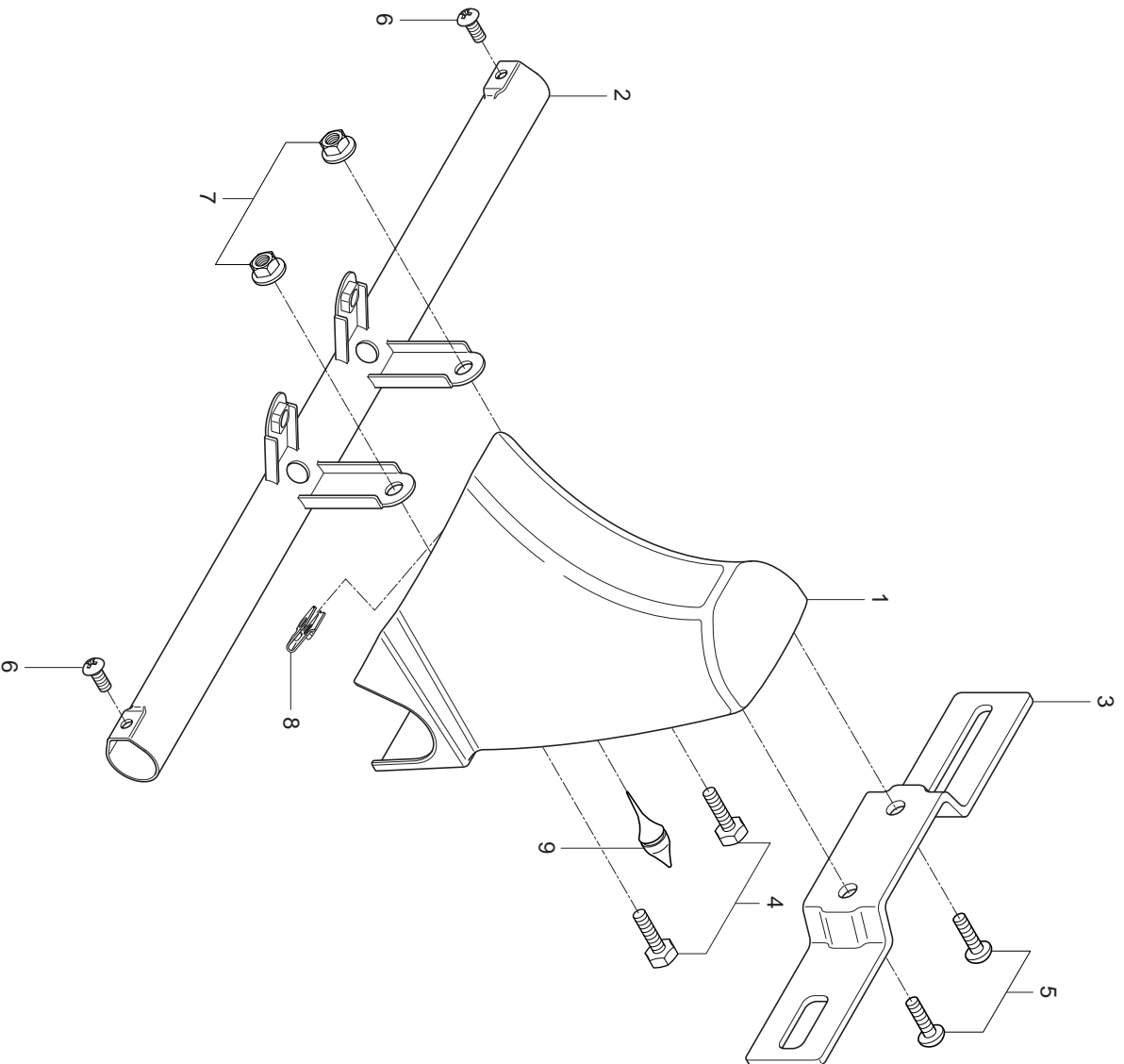
FIG.45



## FIG 45. REAR SHOCK ABSORBER

REF. NO.	MEU01	PARTS NAME	Q'TY	REMARKS
1	61311HG5103	CASE, chain	1	
2	01104-06128	BOLT, chain case(M6*12)	2	
3	09169-06010	WASHER, chain case	2	
4	62100HG5101	SHOCK ABSORBER ASS'Y, rear	2	
5	09160-10001	WASHER, rear shock absorber upper	2	
6	08313-11107	NUT, rear shock absorber upper(M10)	2	
7	08322-21128	WASHER, rear shock absorber upper	2	
8	62311-05350	BOLT, rear shock absorber upper(M12*38)	2	
9	08316-26128	NUT, rear shock absorber upper(M12)	2	

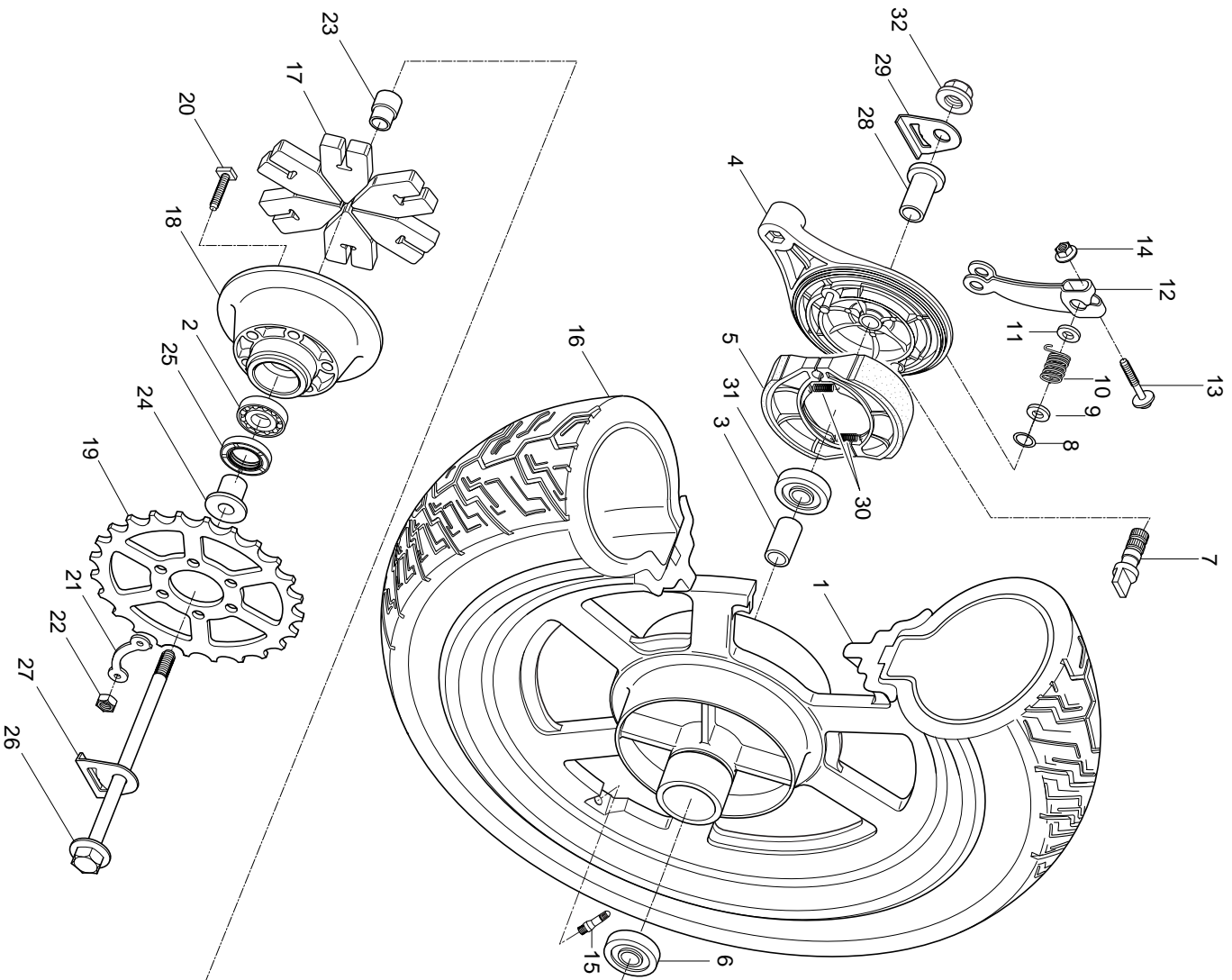
FIG. 46



## FIG 46. TAIL REAR COVER

REF. NO.	MEU01	PARTS NAME	Q`TY	REMARKS
1	45541HJ8201	COVER,tail rear	1	
2	45530HJ8202PLA	BRACKET COMP,tail rear cover	1	
3	35927H44430	BRACKET,license plate	1	
4	01107-06166	BOLT,tail rear cover rear (M6*16)	2	
5	02142-06126	SCREW,license plate bracket (M6*12)	2	
6	02142-05125	SCREW,turnsignal lamp (M5×12)	2	
7	08316-26066	NUT,tail rear cover rear (M6)	2	
8	09148-06020	NUT,tail rear cover (M6)	1	
9	09321-06023	CUSHION,license plate	1	

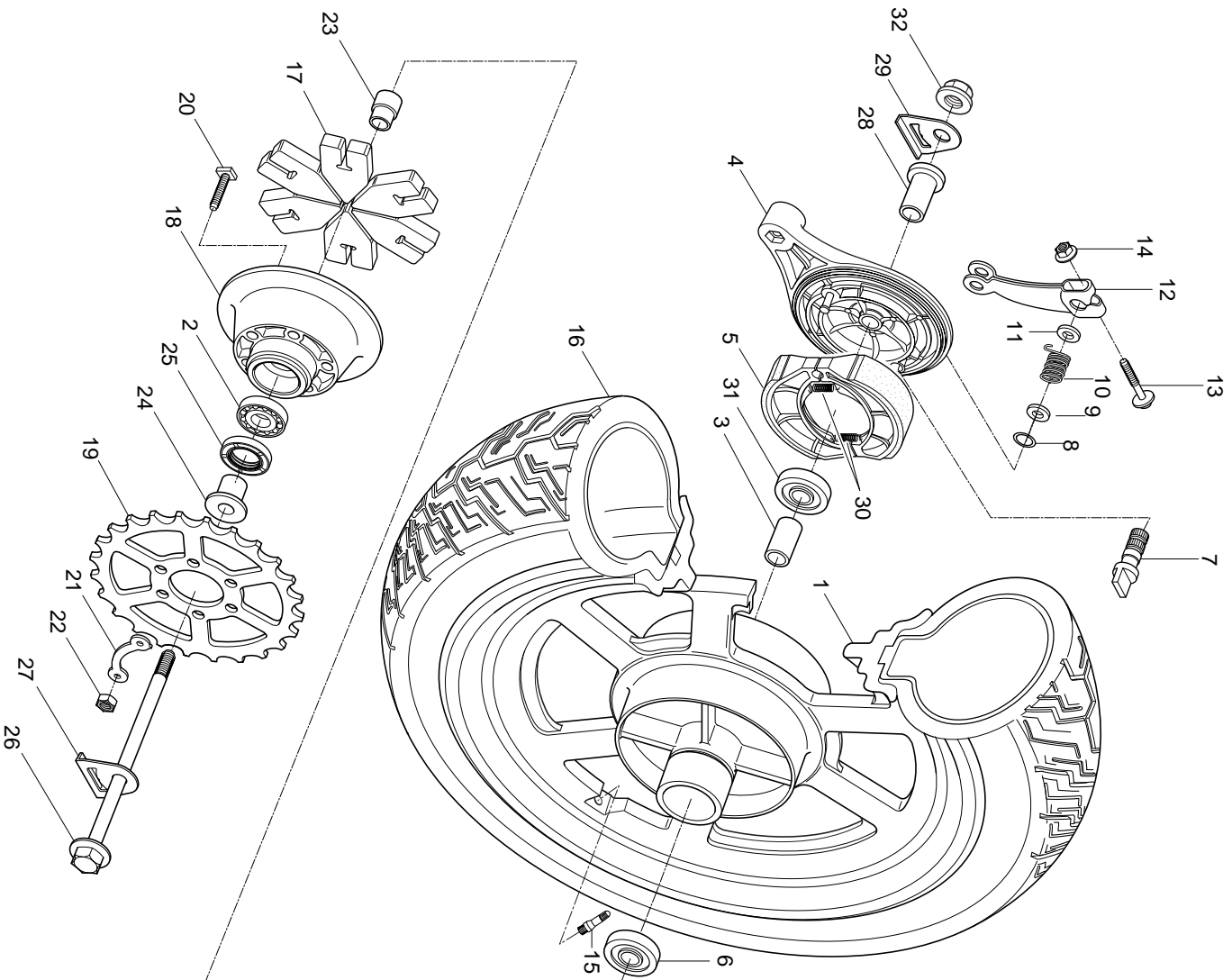
FIG.47



## FIG 47. REAR WHEEL

REF. NO.	MEU01	PARTS NAME	Q'TY	REMARKS
1	65311HG5150	WHEEL COMP, rear(J15*MT3.00)	1	~ KM4MF51A641204642
1~1	64150HG5100	WHEEL COMP, rear(J15*MT3.00)	1	KM4MF51A641204643 ~
2	08113-62047	BEARING, rear sprocket mounting drum(20*47*14)	1	
3	64731HG5102	SPACER, rear wheel bearing(L=100)	1	
4	64200HG5100	PANEL COMP, rear brake anchor	1	
5	64400S35C00	SHOE COMP, rear brake	2	
6	08123-62027	BEARING, rear wheel L(15*35*11)	1	
7	64441H93B00	CAM RR BK	1	
8	09280-14003	O-RING,REAR BRAKE CAM	1	
9	09180H14009	SPACER, rear brake cam	1	
10	09448H25009	SPRING, rear brake panel	1	
11	09160H14001	WASHER, rear brake cam dust seal	1	
12	64451-13200	LEVER RR B/CAM	1	
13	01517-06356	BOLT, rear brake cam lever(M6*35)	1	
14	08316-26066	NUT, rear brake cam lever(M6)	1	
15	55220-41D10	VALVE ASS'Y wheel rim	1	
16	65100HG5150	TIRE SET,rear(130/90-15 M/C 66P)	1	~ KM4MF51A641204642
16~1	65101HG5102	TIRE SET,rear(130/90-15 M/C 66P)	1	KM4MF51A641204643 ~
17	64651H93B00	HUB, shock absorber rear wheel	1	
18	64611HG5150	DRUM, rear sprocket mounting	1	~ KM4MF51A641204642
18~1	64611HG5100	DRUM, rear sprocket mounting	1	KM4MF51A641204643 ~
19	64511H93B00	SPROCKET, rear 48T	1	
20	09105H08001	BOLT, rear sprocket(M8*40)	4	
21	09169-08012	WASHER, rear sprocket	2	
22	08310-11086	NUT, rear sprocket(M8)	4	

FIG.47

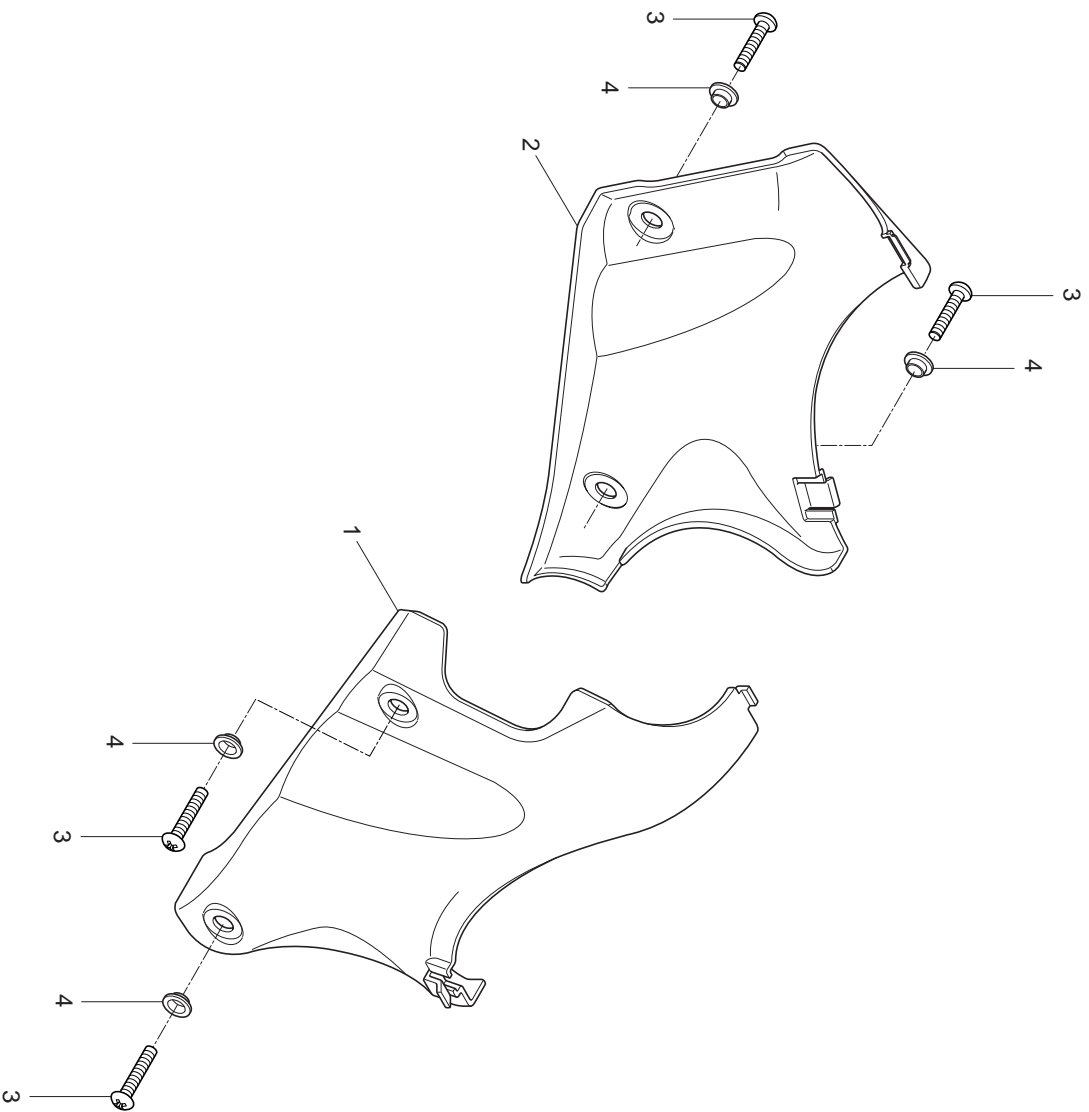


## FIG 47. REAR WHEEL

REF.		PARTS NAME	Q'TY	REMARKS
<b>NO.</b>	<b>MEU01</b>			
23	64733-39100	RETAINER, rear sprocket drum	1	
24	64751HG5150	SPACER, rear axle L(L=32)	1	~ KM4MF51A641204642
24~1	64751HG5102	SPACER, rear axle L(L=32)	1	KM4MF51A641204643 ~
25	09285-28001	OIL SEAL, RR sprocket mounting drum(27*47*7)	1	
26	64711HG5101	AXLE, rear	1	
27	64712-35C00	WASHER, chain adjuster R	1	
28	64741-08B10	SPACER, rear axle R	1	~ KM4MF51A641204642
28~1	64741-08B10	SPACER, rear axle R	1	KM4MF51A641204643 ~
29	64712-35C00	WASHER, chain adjuster L	1	
30	09443-11029	SPRING, rear brake shoe	2	
31	08124-63027	BEARING, rear wheel R(15*42*13)	1	
32	09159H14008	NUT, rear axle(M14)	1	



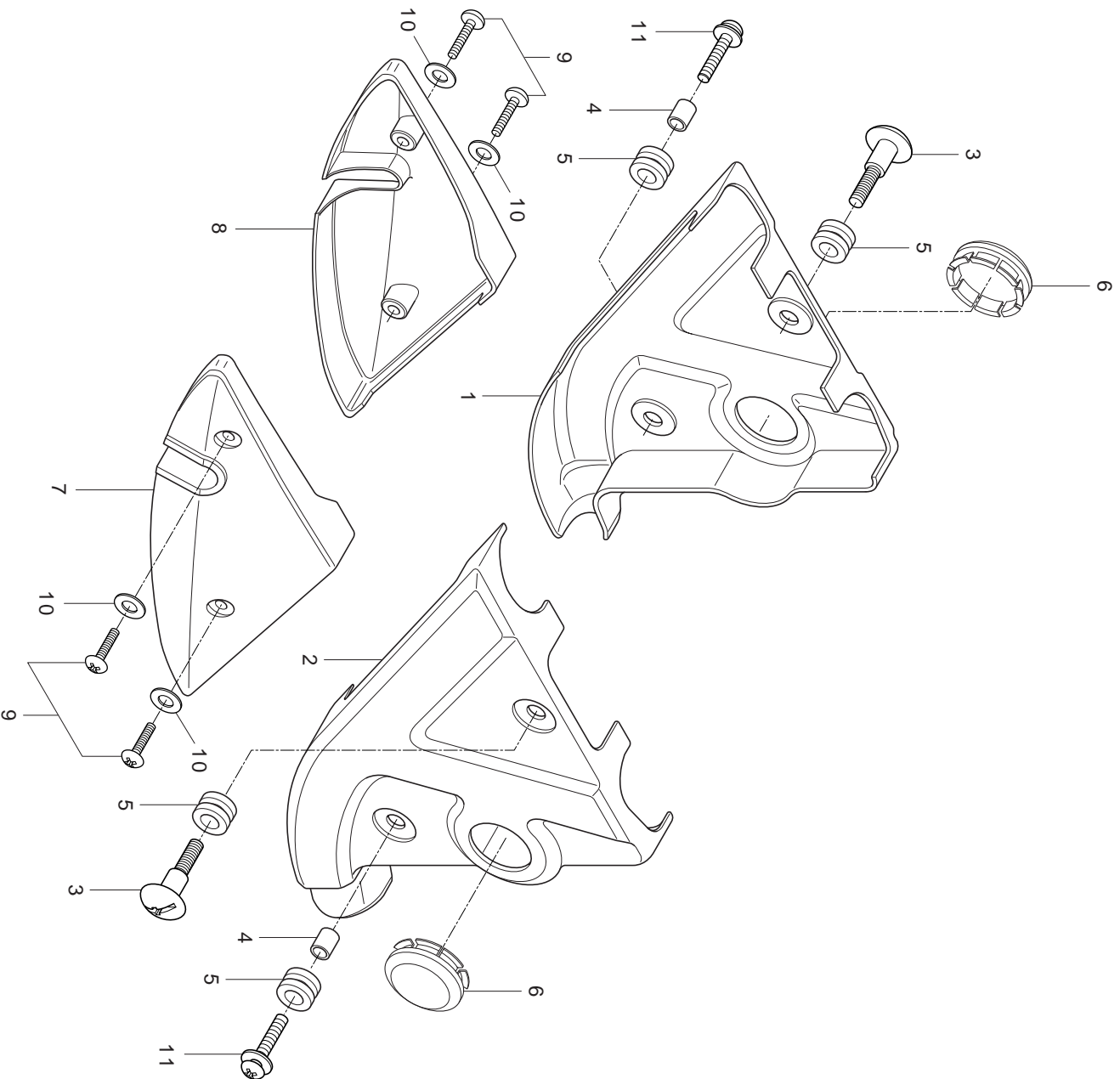
FIG. 48



## FIG 48. FRAME HEAD COVER

REF. NO.	MEU01	PARTS NAME	Q`TY	REMARKS
1	47511HG5103OMB	COVER, frame head R (BLACK)	1	
1	47511HG5103OMS	COVER, frame head R (BLACK +SILVER)	1	
1	47511HG5103OPM	COVER, frame head R (RED + BLACK)	1	
2	47521HG5103OMB	COVER, frame head L (BLACK)	1	
2	47521HG5103OMS	COVER, frame head L (BLACK +SILVER)	1	
2	47521HG5103OPM	COVER, frame head L (RED + BLACK)	1	
3	02142-05125	SCREW, frame head cover(M5*12)	6	
4	09169-05009	WASHER, frame head cover	4	

FIG. 49



## FIG 49. FRAME COVER

REF. NO.	MEU01	PARTS NAME	Q'TY	REMARKS
1	47121HG5101	COVER, side lower R	1	
2	47221HG5101	COVER, side lower L	1	
3	48242HE6100	BOLT, side lower cover upper(M6*22)	2	
4	09180-06011	SPACER, side lower cover lower	2	
5	09320-09016	CUSHION, sider lower cover	4	
6	47125HG5100	CAP, rear swinging arm pivot	2	
7	47131HG5101	COVER, side lower rear RH	1	
8	47231HG5101	COVER, side lower rear LH	1	
9	02142-05308	SCREW, side lower cover rear(M5*30)	4	
10	08322-21058	WASHER, side lower cover rear	4	
11	09136-06022	SCREW, side lower cover lower(M6*20)	2	