

## ELEMENT 180/220-240/24 G2

ELEMENT G2 24V | Constant Voltage – Non dimmable



### Product family features

- Linear form factor
- Power factor: >0.95 at full load
- Total Harmonic Distortion (THD): < 15%
- Output voltage tolerance: < 3%
- Up to 30,000 h @  $T_c$  max / up to 50,000 h @  $T_c$  -10 °C
- Lifetime: up to 30,000 h (temperature at max.  $t_c$ )

### Product family benefits

- High efficiency (up to 91 %)
- Higher quality of light thanks to < 3% output ripple current
- Excellent price/performance ratio
- Class II design for wide application
- 3 years guarantee

### Areas of application

- Decorative lighting in hospitality, restaurants and Shops
- Shelf lighting
- Cove lighting
- Under cabinet lighting

# Product datasheet

## Technical data

### Electrical data

Nominal input voltage	220...240 V
Mains frequency	50...60 Hz
Input voltage AC	198...264 V
Power factor $\lambda$	0.90
Efficiency in full-load	91 % <sup>1)</sup>
Device power loss	17.8 W <sup>2)</sup>
Inrush current	< 40 A <sup>3)</sup>
Max. ECG no. on circuit breaker 10 A (B)	3
Max. ECG no. on circuit breaker 10 A (C)	5
Max. ECG no. on circuit breaker 16 A (B)	5
Max. ECG no. on circuit breaker 16 A (C)	9
Max. ECG no. on circuit breaker 25 A (B)	8
Surge capability (L-N)	1 kV
Nominal output voltage	24 V
Nominal output power	180 W
Maximum output power	180 W <sup>4)</sup>
Galvanic isolation primary/secondary	3 kV
Output ripple Voltage (100 Hz)	< 3 %


<sup>1)</sup> at 230 V, 50 Hz

<sup>2)</sup> At Full load, 230 V, 50 Hz

<sup>3)</sup> At 765  $\mu$ s

<sup>4)</sup> at steady state

### Dimensions & weight



Mounting hole spacing, length	292 mm
Product weight	472.00 g
Cable cross-section, input side	0.75...1.5 mm <sup>2</sup>

## Product datasheet

Cable cross-section, output side	0.75...1.5 mm <sup>2</sup>
Wire preparation length, input side	5.0 mm
Length	300.0 mm
Width	40.0 mm
Height	31.0 mm

### Colors & materials

Casing material	Plastic
-----------------	---------

### Temperatures & operating conditions

Ambient temperature range	-20...+50 °C
Maximum temperature at tc test point	90 °C
Max.housing temperature in case of fault	110 °C
Temperature range at storage	-40...+85 °C
Permitted rel. humidity during operation	5...85 % <sup>1)</sup>

<sup>1)</sup> Non-condensing

### Lifespan

ECG lifetime	30000 h <sup>1)</sup>
--------------	-----------------------

<sup>1)</sup> At maximum T<sub>c</sub> / 10% failure rate

### Capabilities

Dimmable	No
Overheating protection	Yes
Overload protection	Yes
Short-circuit protection	Yes
Intended for no-load operation	No
Suitable for fixtures with prot. class	I / II
Number of channels	1

### Certificates & standards

Approval marks – approval	CE / RCM / CCC
Standards	Acc. to IEC 61347-1/Acc. to IEC 61347-2-13/Acc. to IEC 62384/Acc. to IEC 61000-3-2/Acc. to CISPR 15/Acc. to IEC 61000-3-3/Acc. to IEC 61547
Type of protection	IP20

### Logistical data

Commodity code	850440829000
----------------	--------------

## Product datasheet






### Environmental information

Information according Art. 33 of EU Regulation (EC) 1907/2006 (REACH)	
Date of Declaration	14-04-2022
Primary Article Identifier	4052899605565
Candidate List Substance 1	Lead
CAS No. of substance 1	7439-92-1
Safe Use Instruction	The identification of the Candidate List substance is sufficient to allow safe use of the article.
Declaration No. in SCIP database	9788d27d-914e-4c7c-8d4b-291a6fe5ee25

### Additional product information

- EMI pass verified with wire length of 3 m, from the ECG to the LED module at full load.
- Wiring longer than 3 m from ECG to LED module is possible, but site installation conditions may interfere with EMI with these longer cables. EMI is therefore not verified in this condition.
- For wires longer than 3 m, the appropriate cable cross section must be carefully selected to reduce voltage drop.

### Download Data

File	
	User instruction ELEMENT G2 Constant Voltage Power Supply
	Product Datasheet ELEMENT 180 G2 Technical Datasheet (EN)
	Declarations of conformity ELEMENT 24V G2 CE 3776665 03 220222
	CAD data ELEMENT 180 24V G2 STEP 041219
	CAD data ELEMENT 180 24V G2 IGS 041219

## Product datasheet

---

### Ecodesign regulation information:

Intended for use with LED modules.

The forward voltage of the LED light source shall be within the defined operating window of the control gear in all operating conditions including dimming if applicable.

Separate control gear and light sources must be disposed of at certified disposal companies in accordance with Directive 2012/19/EU (WEEE) in the EU and with Waste Electrical and Electronic Equipment (WEEE) Regulations 2013 in the UK. For this purpose, collection points for recycling centres and take-back systems (CRSO) are available from retailers or private disposal companies, which accept separate control gear and light sources free of charge. In this way, raw materials are conserved and materials are recycled.

---

### Logistical Data

Product code	Product description	Packaging unit (Pieces/Unit)	Dimensions (length x width x height)	Volume	Gross weight
4052899605565	ELEMENT 180/220-240/24 G2	Shipping carton box 20	421 mm x 325 mm x 105 mm	14.37 dm <sup>3</sup>	10070.00 g

---

The mentioned product code describes the smallest quantity unit which can be ordered. One shipping unit can contain one or more single products. When placing an order, for the quantity please enter single or multiples of a shipping unit.

---

### References / Links

For more information on the multi-level guarantee and the terms and conditions of the guarantee visit

▶ [www.osram.com/system-guarantee](http://www.osram.com/system-guarantee)

---

### Disclaimer

Subject to change without notice. Errors and omission excepted. Always make sure to use the most recent release.

---