

oilibly


STAY CREATIVE

THE
PARTY
EDITION




#HAVEFUNWITHOILIBLY

oilibly



MAKE YOUR OWN


★ OILY MAKE-A-WISH CARDS ★



1. GLUE (OR PRINT) ON THICK PAPER
2. CUT OUT
3. WRITE A CUTE WISH



 **OILILY** 
WRAPPING PAPER



MAKE YOUR OWN

★ OILY ENVELOPE ★



GLUE HERE



GLUE HERE



MAKE YOUR OWN
★ OILY GREETING CARD ★



1. GLUE (OR PRINT) ON THICK PAPER
2. CUT OUT
3. FOLD CARD IN HALF
4. WRITE A HAPPY MESSAGE INSIDE








MAKE YOUR OWN

OILILY GIFT TAGS

MAKE YOUR GIFT EVEN
MORE SURPRISING
BY ADDING A LABEL!



1. GLUE (OR PRINT) ON THICK PAPER 2. CUT OUT 3. ATTACH WITH A RIBBON



OILILY
WRAPPING PAPER





MAKE YOUR OWN



OILILY GIFT BOX

GLUE HERE



1. GLUE (OR PRINT) ON THICK PAPER 2. CUT OUT 3. FOLD 4. GLUE FLAP





oilily



★ WWW.OILILY.COM ★